



Observation of a Charged Charmoniumlike Structure in $e^+e^- \rightarrow (D^* \bar{D}^*)^\pm \pi^\mp$ at $\sqrt{s} = 4.26$ GeV

M. Ablikim,¹ M. N. Achasov,^{7,a} O. Albayrak,⁴ D. J. Ambrose,⁴⁰ F. F. An,¹ Q. An,⁴¹ J. Z. Bai,¹ R. Baldini Ferroli,^{18a} Y. Ban,²⁷ J. Becker,³ J. V. Bennett,¹⁷ M. Bertani,^{18a} J. M. Bian,³⁹ E. Boger,^{20,b} O. Bondarenko,²¹ I. Boyko,²⁰ S. Braun,³⁶ R. A. Briere,⁴ V. Bytev,²⁰ H. Cai,⁴⁵ X. Cai,¹ O. Kadir,^{35a} A. Calcaterra,^{18a} G. F. Cao,¹ S. A. Cetin,^{35b} J. F. Chang,¹ G. Chelkov,^{20,b} G. Chen,¹ H. S. Chen,¹ J. C. Chen,¹ M. L. Chen,¹ S. J. Chen,²⁵ X. R. Chen,²² Y. B. Chen,¹ H. P. Cheng,¹⁵ Y. P. Chu,¹ D. Cronin-Hennessy,³⁹ H. L. Dai,¹ J. P. Dai,¹ D. Dedovich,²⁰ Z. Y. Deng,¹ A. Denig,¹⁹ I. Denysenko,²⁰ M. Destefanis,^{44a,44c} W. M. Ding,²⁹ Y. Ding,²³ L. Y. Dong,¹ M. Y. Dong,¹ S. X. Du,⁴⁷ J. Fang,¹ S. S. Fang,¹ L. Fava,^{44b,44c} C. Q. Feng,⁴¹ P. Friedel,³ C. D. Fu,¹ J. L. Fu,²⁵ O. Fuks,^{20,b} Y. Gao,³⁴ C. Geng,⁴¹ K. Goetzen,⁸ W. X. Gong,¹ W. Gradl,¹⁹ M. Greco,^{44a,44c} M. H. Gu,¹ Y. T. Gu,¹⁰ Y. H. Guan,^{a1,a37} A. Q. Guo,²⁶ L. B. Guo,²⁴ T. Guo,²⁴ Y. P. Guo,²⁶ Y. L. Han,¹ F. A. Harris,³⁸ K. L. He,¹ M. He,¹ Z. Y. He,²⁶ T. Held,³ Y. K. Heng,¹ Z. L. Hou,¹ C. Hu,²⁴ H. M. Hu,¹ J. F. Hu,³⁶ T. Hu,¹ G. M. Huang,⁵ G. S. Huang,⁴¹ J. S. Huang,¹³ L. Huang,¹ X. T. Huang,²⁹ Y. Huang,²⁵ T. Hussain,⁴³ C. S. Ji,⁴¹ Q. Ji,¹ Q. P. Ji,²⁶ X. B. Ji,¹ X. L. Ji,¹ L. L. Jiang,¹ X. S. Jiang,¹ J. B. Jiao,²⁹ Z. Jiao,¹⁵ D. P. Jin,¹ S. Jin,¹ F. F. Jing,³⁴ N. Kalantar-Nayestanaki,²¹ M. Kavatsyuk,²¹ B. Kloss,¹⁹ B. Kopf,³ M. Kornicer,³⁸ W. Kuehn,³⁶ W. Lai,¹ J. S. Lange,³⁶ M. Lara,¹⁷ P. Larin,¹² M. Leyhe,³ C. H. Li,¹ Cheng Li,⁴¹ Cui Li,⁴¹ D. M. Li,⁴⁷ F. Li,¹ G. Li,¹ H. B. Li,¹ J. C. Li,¹ K. Li,¹¹ Lei Li,¹ P. R. Li,³⁷ Q. J. Li,¹ W. D. Li,¹ W. G. Li,¹ X. L. Li,²⁹ X. N. Li,¹ X. Q. Li,²⁶ X. R. Li,²⁸ Z. B. Li,³³ H. Liang,⁴¹ Y. F. Liang,³¹ Y. T. Liang,³⁶ G. R. Liao,³⁴ X. T. Liao,¹ D. X. Lin,¹² B. J. Liu,¹ C. L. Liu,⁴ C. X. Liu,¹ F. H. Liu,³⁰ Fang Liu,¹ Feng Liu,⁵ H. Liu,¹ H. B. Liu,¹⁰ H. H. Liu,¹⁴ H. M. Liu,¹ H. W. Liu,¹ J. P. Liu,⁴⁵ K. Liu,³⁴ K. Y. Liu,²³ L. D. Liu,²⁷ P. L. Liu,²⁹ Q. Liu,³⁷ S. B. Liu,⁴¹ X. Liu,²² Y. B. Liu,²⁶ Z. A. Liu,¹ Zhiqiang Liu,¹ Zhiqing Liu,¹ H. Loehner,²¹ X. C. Lou,^{1,c} G. R. Lu,¹³ H. J. Lu,¹⁵ J. G. Lu,¹ X. R. Lu,³⁷ Y. P. Lu,¹ C. L. Luo,²⁴ M. X. Luo,⁴⁶ T. Luo,³⁸ X. L. Luo,¹ M. Lv,¹ F. C. Ma,²³ H. L. Ma,¹ Q. M. Ma,¹ S. Ma,¹ T. Ma,¹ X. Y. Ma,¹ F. E. Maas,¹² M. Maggiora,^{44a,44c} Q. A. Malik,⁴³ Y. J. Mao,²⁷ Z. P. Mao,¹ J. G. Messchendorp,²¹ J. Min,¹ T. J. Min,¹ R. E. Mitchell,¹⁷ X. H. Mo,¹ H. Moeini,²¹ C. Morales Morales,¹² K. Moriya,¹⁷ N. Yu. Muchnoi,^{7,a} H. Muramatsu,⁴⁰ Y. Nefedov,²⁰ I. B. Nikolaev,^{7,a} Z. Ning,¹ S. L. Olsen,²⁸ Q. Ouyang,¹ S. Pacetti,^{18b} J. W. Park,³⁸ M. Pelizaeus,³ H. P. Peng,⁴¹ K. Peters,⁸ J. L. Ping,²⁴ R. G. Ping,¹ R. Poling,³⁹ E. Prencipe,¹⁹ M. Qi,²⁵ S. Qian,¹ C. F. Qiao,³⁷ L. Q. Qin,²⁹ X. S. Qin,¹ Y. Qin,²⁷ Z. H. Qin,¹ J. F. Qiu,¹ K. H. Rashid,⁴³ C. F. Redmer,¹⁹ G. Rong,¹ X. D. Ruan,¹⁰ A. Sarantsev,^{20,d} M. Shao,⁴¹ C. P. Shen,² X. Y. Shen,¹ H. Y. Sheng,¹ M. R. Shepherd,¹⁷ W. M. Song,¹ X. Y. Song,¹ S. Spataro,^{44a,44c} B. Spruck,³⁶ D. H. Sun,¹ G. X. Sun,¹ J. F. Sun,¹³ S. S. Sun,¹ Y. J. Sun,⁴¹ Y. Z. Sun,¹ Z. J. Sun,¹ Z. T. Sun,⁴¹ C. J. Tang,³¹ X. Tang,¹ I. Tapan,^{35c} E. H. Thorndike,⁴⁰ D. Toth,³⁹ M. Ullrich,³⁶ I. Uman,^{35b} G. S. Varner,³⁸ B. Wang,¹ D. Wang,²⁷ D. Y. Wang,²⁷ K. Wang,¹ L. L. Wang,¹ L. S. Wang,¹ M. Wang,²⁹ P. Wang,¹ P. L. Wang,¹ Q. J. Wang,¹ S. G. Wang,²⁷ X. F. Wang,³⁴ X. L. Wang,⁴¹ Y. D. Wang,^{18a} Y. F. Wang,¹ Y. Q. Wang,¹⁹ Z. Wang,¹ Z. G. Wang,¹ Z. Y. Wang,¹ D. H. Wei,⁹ J. B. Wei,²⁷ P. Weidenkaff,¹⁹ Q. G. Wen,⁴¹ S. P. Wen,¹ M. Werner,³⁶ U. Wiedner,³ L. H. Wu,¹ N. Wu,¹ S. X. Wu,⁴¹ W. Wu,²⁶ Z. Wu,¹ L. G. Xia,³⁴ Y. X. Xia,¹⁶ Z. J. Xiao,²⁴ Y. G. Xie,¹ Q. L. Xiu,¹ G. F. Xu,¹ Q. J. Xu,¹¹ Q. N. Xu,³⁷ X. P. Xu,³² Z. R. Xu,⁴¹ Z. Xue,¹ L. Yan,⁴¹ W. B. Yan,⁴¹ Y. H. Yan,¹⁶ H. X. Yang,¹ Y. Yang,⁵ Y. X. Yang,⁹ H. Ye,¹ M. Ye,¹ M. H. Ye,⁶ B. X. Yu,¹ C. X. Yu,²⁶ H. W. Yu,²⁷ J. S. Yu,²² S. P. Yu,²⁹ C. Z. Yuan,¹ Y. Yuan,¹ A. A. Zafar,⁴³ A. Zallo,^{18a} S. L. Zang,²⁵ Y. Zeng,¹⁶ B. X. Zhang,¹ B. Y. Zhang,¹ C. Zhang,²⁵ C. C. Zhang,¹ D. H. Zhang,¹ H. H. Zhang,³³ H. Y. Zhang,¹ L. Zhang,¹ J. Q. Zhang,¹ J. W. Zhang,¹ J. Y. Zhang,¹ J. Z. Zhang,¹ R. Zhang,³⁷ S. H. Zhang,¹ X. J. Zhang,¹ X. Y. Zhang,²⁹ Y. Zhang,¹ Y. H. Zhang,¹ Z. H. Zhang,⁵ Z. P. Zhang,⁴¹ Z. Y. Zhang,⁴⁵ G. Zhao,¹ H. S. Zhao,¹ J. W. Zhao,¹ Lei Zhao,⁴¹ Ling Zhao,¹ M. G. Zhao,²⁶ Q. Zhao,¹ S. J. Zhao,⁴⁷ T. C. Zhao,¹ X. H. Zhao,²⁵ Y. B. Zhao,¹ Z. G. Zhao,⁴¹ A. Zhemchugov,^{20,b} B. Zheng,⁴² J. P. Zheng,¹ Y. H. Zheng,³⁷ B. Zhong,²⁴ L. Zhou,¹ X. Zhou,⁴⁵ X. K. Zhou,³⁷ X. R. Zhou,⁴¹ C. Zhu,¹ K. Zhu,¹ K. J. Zhu,¹ S. H. Zhu,¹ X. L. Zhu,³⁴ Y. C. Zhu,⁴¹ Y. S. Zhu,¹ Z. A. Zhu,¹ J. Zhuang,¹ B. S. Zou,¹ and J. H. Zou¹

(BESIII Collaboration)

¹Institute of High Energy Physics, Beijing 100049, People's Republic of China

²Beihang University, Beijing 100191, People's Republic of China

³Bochum Ruhr-University, D-44780 Bochum, Germany

⁴Carnegie Mellon University, Pittsburgh, Pennsylvania 15213, USA

⁵Central China Normal University, Wuhan 430079, People's Republic of China

⁶China Center of Advanced Science and Technology, Beijing 100190, People's Republic of China

⁷G. I. Budker Institute of Nuclear Physics SB RAS (BINP), Novosibirsk 630090, Russia

- ⁸*GSI Helmholtzcentre for Heavy Ion Research GmbH, D-64291 Darmstadt, Germany*
⁹*Guangxi Normal University, Guilin 541004, People's Republic of China*
¹⁰*GuangXi University, Nanning 530004, People's Republic of China*
¹¹*Hangzhou Normal University, Hangzhou 310036, People's Republic of China*
¹²*Helmholtz Institute Mainz, Johann-Joachim-Becher-Weg 45, D-55099 Mainz, Germany*
¹³*Henan Normal University, Xinxiang 453007, People's Republic of China*
¹⁴*Henan University of Science and Technology, Luoyang 471003, People's Republic of China*
¹⁵*Huangshan College, Huangshan 245000, People's Republic of China*
¹⁶*Hunan University, Changsha 410082, People's Republic of China*
¹⁷*Indiana University, Bloomington, Indiana 47405, USA*
^{18a}*INFN Laboratori Nazionali di Frascati, I-00044, Frascati, Italy*
^{18b}*INFN and University of Perugia, I-06100, Perugia, Italy*
¹⁹*Johannes Gutenberg University of Mainz, Johann-Joachim-Becher-Weg 45, D-55099 Mainz, Germany*
²⁰*Joint Institute for Nuclear Research, 141980 Dubna, Moscow region, Russia*
²¹*KVI, University of Groningen, NL-9747 AA Groningen, The Netherlands*
²²*Lanzhou University, Lanzhou 730000, People's Republic of China*
²³*Liaoning University, Shenyang 110036, People's Republic of China*
²⁴*Nanjing Normal University, Nanjing 210023, People's Republic of China*
²⁵*Nanjing University, Nanjing 210093, People's Republic of China*
²⁶*Nankai University, Tianjin 300071, People's Republic of China*
²⁷*Peking University, Beijing 100871, People's Republic of China*
²⁸*Seoul National University, Seoul 151-747, Korea*
²⁹*Shandong University, Jinan 250100, People's Republic of China*
³⁰*Shanxi University, Taiyuan 030006, People's Republic of China*
³¹*Sichuan University, Chengdu 610064, People's Republic of China*
³²*Soochow University, Suzhou 215006, People's Republic of China*
³³*Sun Yat-Sen University, Guangzhou 510275, People's Republic of China*
³⁴*Tsinghua University, Beijing 100084, People's Republic of China*
^{35a}*Ankara University, Dogol Caddesi, 06100 Tandogan, Ankara, Turkey*
^{35b}*Dogus University, 34722 Istanbul, Turkey*
^{35c}*Uludag University, 16059 Bursa, Turkey*
³⁶*Universitaet Giessen, D-35392 Giessen, Germany*
³⁷*University of Chinese Academy of Sciences, Beijing 100049, People's Republic of China*
³⁸*University of Hawaii, Honolulu, Hawaii 96822, USA*
³⁹*University of Minnesota, Minneapolis, Minnesota 55455, USA*
⁴⁰*University of Rochester, Rochester, New York 14627, USA*
⁴¹*University of Science and Technology of China, Hefei 230026, People's Republic of China*
⁴²*University of South China, Hengyang 421001, People's Republic of China*
⁴³*University of the Punjab, Lahore-54590, Pakistan*
^{44a}*University of Turin, I-10125 Turin, Italy*
^{44b}*University of Eastern Piedmont, I-15121 Alessandria, Italy*
^{44c}*INFN, I-10125 Turin, Italy*
⁴⁵*Wuhan University, Wuhan 430072, People's Republic of China*
⁴⁶*Zhejiang University, Hangzhou 310027, People's Republic of China*
⁴⁷*Zhengzhou University, Zhengzhou 450001, People's Republic of China*

(Received 13 August 2013; revised manuscript received 15 October 2013; published 2 April 2014)

We study the process $e^+e^- \rightarrow (D^*\bar{D}^*)^\pm\pi^\mp$ at a center-of-mass energy of 4.26 GeV using a 827 pb⁻¹ data sample obtained with the BESIII detector at the Beijing Electron Positron Collider. Based on a partial reconstruction technique, the Born cross section is measured to be $(137 \pm 9 \pm 15)$ pb. We observe a structure near the $(D^*\bar{D}^*)^\pm$ threshold in the π^\mp recoil mass spectrum, which we denote as the $Z_c^\pm(4025)$. The measured mass and width of the structure are $(4026.3 \pm 2.6 \pm 3.7)$ MeV/c² and $(24.8 \pm 5.6 \pm 7.7)$ MeV, respectively. Its production ratio $\sigma(e^+e^- \rightarrow Z_c^\pm(4025)\pi^\mp \rightarrow (D^*\bar{D}^*)^\pm\pi^\mp)/\sigma(e^+e^- \rightarrow (D^*\bar{D}^*)^\pm\pi^\mp)$ is determined to be $0.65 \pm 0.09 \pm 0.06$. The first uncertainties are statistical and the second are systematic.

Two charged bottomoniumlike particles, dubbed $Z_b(10610)$ and $Z_b(10650)$, have been observed in the $\pi^\pm\Upsilon(nS)$ and $\pi^\pm h_b(mS)$ mass spectra at the Belle experiment in the decays of $\Upsilon(10860)$ to $\pi^+\pi^-\Upsilon(nS)$ ($n = 1, 2, 3$) and to $\pi^+\pi^-h_b(mP)$ ($m = 1, 2$) [1]. Unlike a conventional meson, the two states must involve at least four constituent quarks to produce a nonzero electric charge. The masses of $Z_b(10610)$ and $Z_b(10650)$ are close to the $B\bar{B}^*$ and $B^*\bar{B}^*$ thresholds, respectively, which supports a molecular interpretation of Z_b 's as $B\bar{B}^*$ and $B^*\bar{B}^*$ bound states [2]. In addition, this scenario is supported by the subsequent observations of the decays $Z_b(10610) \rightarrow B\bar{B}^*$ and $Z_b(10650) \rightarrow B^*\bar{B}^*$ from the Belle experiment [3].

A number of theoretical interpretations have been proposed to describe the nature of the Z_b 's [4–7]. One intriguing suggestion is to look for corresponding particles in the charmonium sector [5]. As anticipated, a charged charmoniumlike structure, $Z_c(3900)$, was observed in the $\pi^\pm J/\psi$ mass spectrum in $e^+e^- \rightarrow \pi^+\pi^-J/\psi$ by the BESIII experiment [8], by the Belle experiment [9], and using data from the CLEO-c experiment [10]. More recently, BESIII has observed another charged state in the $\pi^\pm h_c$ mass spectrum in $e^+e^- \rightarrow \pi^+\pi^-h_c$, $Z_c(4020)$ [11]. The masses of these states are slightly higher than the $D\bar{D}^*$ and $D^*\bar{D}^*$ mass thresholds. Therefore, a search of Z_c candidates via their direct decays into $D^*\bar{D}^*$ pairs is strongly motivated.

In this Letter, we report on a study of the process $e^+e^- \rightarrow (D^*\bar{D}^*)^\pm\pi^\mp$ at a center-of-mass energy $\sqrt{s} = (4.260 \pm 0.001)$ GeV, where $(D^*\bar{D}^*)^\pm$ refers to the sum of the $D^{*+}\bar{D}^{*0}$ and its charge conjugate $D^{*-}D^{*0}$ final states. In the following, we use the notation of $D^{*+}\bar{D}^{*0}$ and the inclusion of the charge conjugate mode is always implied, unless explicitly stated. We use a partial reconstruction technique to identify the $D^{*+}\bar{D}^{*0}\pi^-$ final states. This technique requires that only the π^- from the primary decay (denoted as the *bachelor* π^-), the D^+ decaying from $D^{*+} \rightarrow D^+\pi^0$, and at least one soft π^0 from $D^{*+} \rightarrow D^+\pi^0$ or $\bar{D}^{*0} \rightarrow \bar{D}^0\pi^0$ decay are reconstructed. By reconstructing the D^+ particle, the charges of its mother particle D^{*+} and the bachelor π^- can be unambiguously identified. Therefore, possible combinatoric backgrounds are suppressed with respect to the signals. We observe a charged charmoniumlike structure, denoted as $Z_c^+(4025)$, in the π^- recoil mass spectrum. The data presented in this Letter correspond to an integrated luminosity of 827 pb^{-1} , which were accumulated with the BESIII detector [12] viewing e^+e^- collisions at the BEPCII collider [13].

The BESIII detector is an approximately cylindrically symmetric detector with 93% coverage of the solid angle around the e^+e^- collision point. The apparatus relevant to this work includes, from inside to outside, a 43-layer main wire drift chamber (MDC), a time-of-flight (TOF) system with two layers in the barrel region and one layer for each end cap, and a 6240 cell CsI(Tl) crystal electromagnetic calorimeter (EMC) with both barrel and end-cap sections.

The barrel components reside within a superconducting solenoid magnet providing a 1 T magnetic field aligned with the beam axis. The momentum resolution for charged tracks in the MDC is 0.5% for transverse momenta of 1 GeV/c. The energy resolution for showers in the EMC is 2.5% for 1 GeV photons. For charged tracks, particle identification is accomplished by combining the measurements of the energy deposit registered in MDC, dE/dx , and the flight time obtained from TOF to determine a probability $\mathcal{L}(h)$ ($h = \pi, K$) for each hadron (h) hypothesis. More details about the BESIII spectrometer are described elsewhere [12].

Simulated data produced by the GEANT4-based [14] Monte Carlo (MC) package, which includes the geometric description of the BESIII detector and the detector response, is used to optimize the event selection criteria, to determine the detection efficiency, and to estimate backgrounds. The simulation includes the beam energy spread and initial-state radiation (ISR) modeled with KKMC [15]. The inclusive MC sample consists of the production of the $Y(4260)$ state and its exclusive decays, $e^+e^- \rightarrow D^{(*)}\bar{D}^{(*)}(\pi)$, the production of ISR photons to low mass ψ states, and QED processes. Specific decays that are tabulated in the Particle Data Group (PDG) [16] are modeled with EVTGEN [17] and the unknown decay modes with LUNDCHARM [18]. For the process $e^+e^- \rightarrow D^{*+}\bar{D}^{*0}\pi^-$, ISR is included in the simulation, which requires as input the cross section dependence on the center-of-mass energy. For this, the observed cross sections for the process $e^+e^- \rightarrow D^{*+}\bar{D}^{*0}\pi^-$ at a sequence of energy values around 4.260 GeV at BESIII are used. The maximum energy of the ISR photon in the simulation is 89 MeV, corresponding to a $D^{*+}\bar{D}^{*0}\pi^-$ mass of 4.17 GeV/c². For the resonant signal process $e^+e^- \rightarrow Z_c^+(4025)\pi^- \rightarrow D^{*+}\bar{D}^{*0}\pi^-$, we assume that the $Z_c^+(4025)$ state has spin parity of 1^+ and we simulate the cascade decays with angular distributions calculated from the corresponding matrix element. This assumption is consistent with our observation in this analysis. However, other spin-parity assignments are not ruled out.

As discussed above, the reconstruction of the combinations of the D^+ and the bachelor π^- is used to identify $e^+e^- \rightarrow D^{*+}\bar{D}^{*0}\pi^-$ final states. For the D^+ reconstruction, we only use the $D^+ \rightarrow K^-\pi^+\pi^+$ decay, because it has dominant yields and the cleanest backgrounds compared to other D^+ decay modes. We first select events with at least four charged tracks. For each track, the polar angle in the MDC must satisfy $|\cos\theta| < 0.93$ and the point of closest approach to the e^+e^- interaction point must be within ± 10 cm in the beam direction and within 1 cm in the plane perpendicular to the beam direction. A $K(\pi)$ meson is identified by requiring $\mathcal{L}(K) > \mathcal{L}(\pi)$ ($\mathcal{L}(\pi) > \mathcal{L}(K)$). Among the identified tracks, at least one K^- , two π^+ 's and one π^- are required in each event. For the $D^+ \rightarrow K^-\pi^+\pi^+$ selection, a vertex fit is implemented that

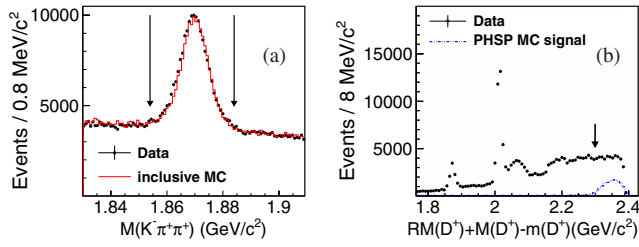


FIG. 1 (color online). (a) A comparison of invariant mass $M(K^-\pi^+\pi^+)$ between data and MC simulation. The MC component is normalized to the area of the histogram of the data. Arrows indicate the mass region requirement. (b) A comparison of D^+ recoil mass distributions between data and the MC simulated three-body process $e^+e^- \rightarrow D^{*+}\bar{D}^{*0}\pi^-$ (PHSP signal). The level of the PHSP MC sample is scaled arbitrarily. The arrows show the position of the requirement $RM(D^+)+M(D^+)-m(D^+) > 2.3 \text{ GeV}/c^2$. See the text for a detailed description.

constrains the $K^-\pi^+\pi^+$ tracks to a common vertex; a fit quality requirement is applied to suppress non- D^+ decays.

Figure 1(a) shows the $M(K^-\pi^+\pi^+)$ distribution where a D^+ peak is clearly evident. All combinations with invariant mass in the region (1.854, 1.884) GeV/c^2 are identified as candidate D^+ mesons. The three peaks in the D^+ recoil mass spectrum in Fig. 1(b) correspond, from left to right, to the two-body processes $e^+e^- \rightarrow D^+D^-$, D^+D^{*-} , and $D^{*+}D^{*-}$, respectively. The $D^{*+}D^{*-}$ peak position corresponds to the sum of the D^{*-} and π^0 masses, since the soft π^0 in $D^{*+} \rightarrow D^+\pi^0$ is missing. The signal events lie at the rightmost side of the plot. To improve the mass resolution, we exploit the correlations between $RM(D^+)$ and $M(D^+)$ and use $RM(D^+) + M(D^+) - m(D^+)$ instead of $RM(D^+)$. Here, $RM(D^+)$ is the recoil mass of the D^+ candidate, $M(D^+)$ is the reconstructed mass of the D^+ candidate, and $m(D^+)$ is the world average D^+ mass [16]. The recoil mass of X is determined from $RM(X) = |p_{e^+e^-} - p_X|/c$, where $p_{e^+e^-}$ and p_X are the four-momenta of the initial e^+e^- systems and X in the laboratory frame, respectively. This technique is also used in plotting other mass distributions presented in this Letter. Backgrounds from the two-body process $e^+e^- \rightarrow D^{(*)}D^{(*)}$ are reduced by requiring $RM(D^+) + M(D^+) - m(D^+) > 2.3 \text{ GeV}/c^2$.

Additional background suppression is provided by requiring that at least one π^0 is reconstructed in the final states. A π^0 candidate is selected by requiring that at least two photon candidates reconstructed from EMC showers [19] have an invariant mass in the range (0.120, 0.145) GeV/c^2 . This π^0 can be either from the $D^{*+} \rightarrow D^+\pi^0$ or $\bar{D}^{*0} \rightarrow \bar{D}^0\pi^0$ decay. In the case where the π^0 is from $D^{*+} \rightarrow D^+\pi^0$, the $D^+\pi^0$ invariant mass peaks at the D^{*+} mass and a mass region requirement $2.008 \text{ GeV}/c^2 < M(D^+\pi^0) - M(D^+) + m(D^+) - M(\pi^0) + m(\pi^0) < 2.013 \text{ GeV}/c^2$ is used, corresponding to the vertical band in Fig. 2. In the case where the π^0 is from

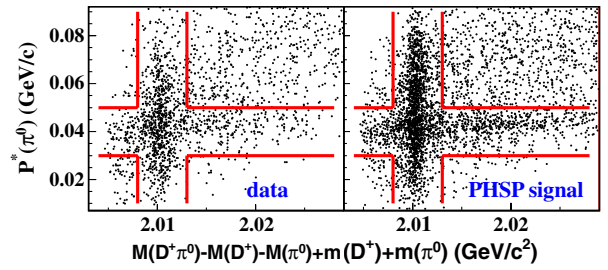


FIG. 2 (color online). Scatterplot of $P^*(\pi^0)$ versus invariant mass of $D^+\pi^0$ in data (left) and in PHSP signal MC simulations (right).

$\bar{D}^{*0} \rightarrow \bar{D}^0\pi^0$, its momentum in the $D^+\pi^-$ recoil system, $P^*(\pi^0)$, peaks at 43 MeV/c and a momentum requirement in the range (0.03, 0.05) GeV/c is applied, corresponding to the horizontal band in Fig. 2. As verified by MC simulations, the $D^+\pi^-$ recoil mass is nearly the same as that of the $D^{*+}\pi^-$ recoil system, but is slightly broadened due to the neglect of the soft π^0 in the $D^{*+} \rightarrow D^+\pi^0$ process. Events with at least one π^0 candidate, the one that fulfills either of the above requirements, are retained.

Figure 3(a) shows the $D^+\pi^-$ recoil mass spectrum, where a peak corresponding to the $D^{*+}\bar{D}^{*0}\pi^-$ signal channel is evident. The peak position roughly corresponds to the sum of the mass of \bar{D}^{*0} and the mass of a π^0 , since the soft π^0 that originates from D^{*+} is not used in the computation of the recoil mass. For other nonsignal processes that have the same final state, such as $e^+e^- \rightarrow D^+\pi^0\bar{D}^{*0}\pi^-$, $D^{*+}\bar{D}^0\pi^0\pi^-$ and $D^+\pi^0\bar{D}^0\pi^0\pi^-$, MC simulations of the phase space (PHSP) model do not produce narrow structures. The distribution of combinatorial backgrounds is estimated by combining a reconstructed D^+ with a pion of the wrong charge, referred to as wrong-sign (WS) events. The $D^+\pi^-$ recoil mass

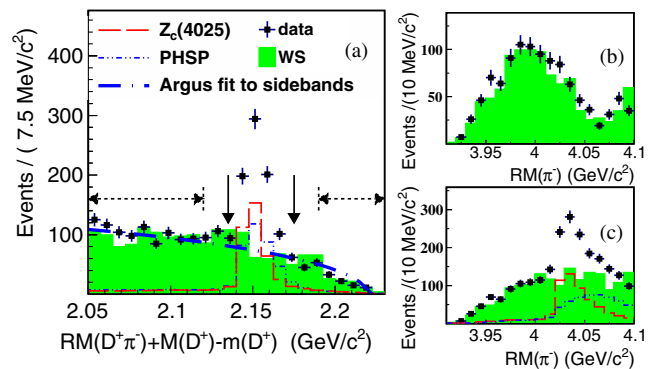


FIG. 3 (color online). (a) Spectra of recoil mass of $D^+\pi^-$ with the exclusion of events, for which $RM(\pi^-) > 4.1 \text{ GeV}/c^2$. Horizontal dotted-line arrows indicate the sidebands and vertical arrows indicate the signal region. The histogram of WS events is scaled by a factor of 1.9 to match the sideband data. (b) and (c) Comparisons of the π^- recoil mass distributions between data and the WS events corresponding to the sideband and full regions as indicated in plot (a), respectively.

distribution for the WS events, shown in Fig. 3(a), is compatible with an ARGUS-function [20] shape fit to the sidebands of the signal peak in the data. As shown in Figs. 3(b) and 3(c), the WS events with a scaling factor of 1.9 well represent the combinatorial backgrounds in the recoil mass spectra of the bachelor π^- . This scaling is verified by an analysis of the inclusive MC data. Backgrounds from the soft π^- from D^{*-} decays in the $e^+e^- \rightarrow D^{*+}D^{*-}(\pi^0, \gamma_{\text{ISR}})$ processes are not well described by the WS background; its $RM(\pi^-)$ distribution peaks in the region above $4.1 \text{ GeV}/c^2$, which is excluded in this analysis.

In Fig. 3(c), a clear enhancement above the WS background is evident. To study the enhancement, the events of the $D^{*+}\bar{D}^{*0}\pi^-$ final states within the signal region (2.135, 2.175) GeV/c^2 in Fig. 3(a) are selected and displayed in Fig. 4. The enhancement cannot be attributed to the PHSP $e^+e^- \rightarrow D^{*+}\bar{D}^{*0}\pi^-$ process. We simulate the processes of $e^+e^- \rightarrow D^{**}\bar{D}^{*}, D^{**} \rightarrow D^{(*)}\pi(\pi)$, where D^{**} denotes neutral and charged highly excited D states, such as $D_0^*(2400)$, $D_1(2420)$, $D_1(2430)$, and $D_2^*(2460)$. Among these processes, only those with $D^{*+}\bar{D}^{*0}\pi^-$ final states, which are not components of the WS backgrounds, would contribute to the difference between data and the WS backgrounds. No peaking structure in the π^- recoil mass spectra for these simulated events is seen in Fig. 4. Since the energy $\sqrt{s} = 4.26 \text{ GeV}$ is much lower than the production thresholds of $D^{**}\bar{D}^*$, we neglect the possibility of backgrounds relevant to $D^{**}\bar{D}^*$ processes.

The observed enhancement is very close to the $m(D^{*+}) + m(\bar{D}^{*0})$ mass threshold. We assume that the enhancement is due to a particle, labeled as $Z_c^+(4025)$, and parameterize its line shape by the product of an S -wave Breit-Wigner (BW) shape and a phase space factor $p \cdot q$

$$\left| \frac{1}{M^2 - m^2 + im\Gamma/c^2} \right|^2 \cdot p \cdot q. \quad (1)$$

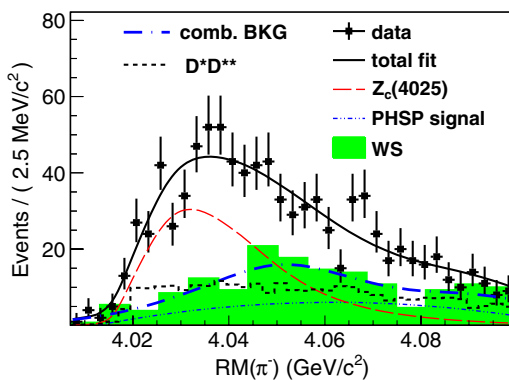


FIG. 4 (color online). Unbinned maximum likelihood fit to the π^- recoil mass spectrum in data. See the text for a detailed description of the various components that are used in the fit. The scale of the D^*D^{**} shape is arbitrary.

Here, M is the reconstructed mass; m is the resonance mass; Γ is the width; $p(q)$ is the $D^{*+}(\pi^-)$ momentum in the rest frame of the $D^{*+}\bar{D}^{*0}$ system (the initial e^+e^- system).

The signal yield of $Z_c^+(4025)$ is estimated by an unbinned maximum likelihood fit to the spectrum of $RM(\pi^-)$. The fit results are shown in Fig. 4. Possible interference between the $Z_c^+(4025)$ signals and the PHSP processes is neglected. The $Z_c^+(4025)$ signal shape is taken as an efficiency-weighted BW shape convoluted with a detector resolution function, which is obtained from MC simulation. The detector resolution is about $2 \text{ MeV}/c^2$ and is asymmetric due to the effects of ISR. The shape of the combinatorial backgrounds is taken from the kernel estimate [21] of the WS events and its magnitude is fixed to the number of the fitted background events within the signal window in Fig. 3(a). The shape of the PHSP signal is taken from the MC simulation and its amplitude is taken as a free parameter in the fit. By using the MC shape, the smearing due to effects of ISR and the detector resolution are taken into account. From the fit, the parameters of m and Γ in Eq. (1) are determined to be

$$m(Z_c^+(4025)) = (4026.3 \pm 2.6) \text{ MeV}/c^2, \\ \Gamma(Z_c^+(4025)) = (24.8 \pm 5.6) \text{ MeV}.$$

A goodness-of-fit test gives a $\chi^2/\text{d.o.f.} = 30.4/33 = 0.92$. The $Z_c^+(4025)$ signal is observed with a statistical significance of 13σ , as determined by the ratio of the maximum likelihood value and the likelihood value for a fit with a null-signal hypothesis. When the systematic uncertainties are taken into account, the significance is evaluated to be 10σ .

The Born cross section is determined from $\sigma = (n_{\text{sig}}/\mathcal{L}(1 + \delta)\epsilon\mathcal{B})$, where n_{sig} is the number of observed signal events, \mathcal{L} is the integrated luminosity, ϵ is the detection efficiency, $1 + \delta$ is the radiative correction factor, and \mathcal{B} is the branching fraction of $D^{*+} \rightarrow D^+(\pi^0, \gamma)$, $D^+ \rightarrow K^-\pi^+\pi^+$. From the fit results, we obtain $560.1 \pm 30.6 D^{*+}\bar{D}^{*0}\pi^-$ events, among which 400.9 ± 47.3 events are $Z_c^+(4025)$ candidates. With the input of the observed center-of-mass energy dependence of $\sigma(D^{*+}\bar{D}^{*0}\pi^-)$, the radiative correction factor is calculated to second order in QED [22] to be 0.78 ± 0.03 . The efficiency for the $Z_c^+(4025)$ signal process is determined to be 23.5%, while the efficiency of the PHSP signal process is 17.4%. The total cross section $\sigma(e^+e^- \rightarrow (D^*\bar{D}^*)^\mp\pi^\pm)$ is measured to be $(137 \pm 9)\text{pb}$, and the ratio $R = (\sigma(e^+e^- \rightarrow Z_c^\pm(4025)\pi^\mp \rightarrow (D^*\bar{D}^*)^\pm\pi^\mp)/\sigma(e^+e^- \rightarrow (D^*\bar{D}^*)^\pm\pi^\mp))$ is determined to be 0.65 ± 0.09 .

Sources of systematic error on the measurement of the $Z_c^+(4025)$ resonance parameters and the cross section are listed in Table I. The main sources of systematic uncertainties relevant for determining the $Z_c^+(4025)$ resonance parameters and the ratio R include the mass scale, the signal shape, background models, and potential D^{**} backgrounds.

TABLE I. A summary of the systematic uncertainties on the measurements of the $Z_c^+(4025)$ resonance parameters and cross sections. We denote $\sigma_{\text{tot}} = \sigma(e^+e^- \rightarrow (D^*\bar{D}^*)^\pm\pi^\mp)$. The total systematic uncertainty is taken as the square root of the quadratic sum of the individual uncertainties.

Source	$m(\text{MeV}/c^2)$	$\Gamma(\text{MeV})$	$\sigma_{\text{tot}}(\%)$	$R(\%)$
Tracking			4	
Particle ID			5	
Tagging π^0			4	
Mass scale	1.8			
Signal shape	1.4	7.3	1	5
Backgrounds	1.5	0.6	5	5
Efficiencies	0.9	2.2	1	5
D^{**} states	2.2	0.7	5	2
Fit range	0.9	0.9	1	1
$D^{*+}\bar{D}^{*0}\pi^-$ line shape			4	
PHSP model			2	2
Luminosity			1.0	
Branching fractions			2.6	
Total	3.7	7.7	11	9

We use the process $e^+e^- \rightarrow D^+\bar{D}^{*0}\pi^-$ to study the mass scale of the recoil mass of the low momentum bachelor π^- . By fitting the peak of \bar{D}^{*0} in the $D^+\pi^-$ recoil mass spectrum, we obtain a mass of $2008.6 \pm 0.1 \text{ MeV}/c^2$. This deviates from the PDG reference value by $1.6 \pm 0.2 \text{ MeV}/c^2$. Since the fitted variable $RM(D^+\pi^-) + M(D^+) - m(D^+)$ removes the correlation with $M(D^+)$, the shift mostly is due to the momentum measurement of the bachelor π^- . Hence, we take the mass shift of $1.8 \text{ MeV}/c^2$ as a systematic uncertainty on $RM(\pi^-)$ due to the mass scale. If one assumes $Z_c^+(4025)$ also decays to other final states such as $\pi^+(\psi(2S), J/\psi, h_c)$, variations of their relative coupling strengths would affect the measurements of the $Z_c^+(4025)$ mass and width. The Flatté formula [23] is used to take into account possible multiple channels, and the maximum changes on the mass and the width are $0.4 \text{ MeV}/c^2$ and 0.1 MeV , respectively. When we assume that the relative momentum between the π^- and $Z_c^+(4025)$ in the rest frame of the e^+e^- system is a P wave, the mass and width change from the nominal results by $1.4 \text{ MeV}/c^2$ and 7.3 MeV , respectively. The maximum variations are taken as systematic uncertainties. Variations in the unbinned and nonparametric kernel estimate of the WS events and fluctuations of the estimated numbers of combinatorial backgrounds give maximum changes of $1.5 \text{ MeV}/c^2$ in the mass, 0.6 MeV in the width, 5% in the total cross section, and 5% in the ratio R . We vary the parameters of the BW shape used to model the $Z_c^+(4025)$ signals in the MC simulation; the mass is changed in the range of $(4.02, 4.04) \text{ GeV}/c^2$ and the width is changed in the range of $(20, 45) \text{ MeV}$. All these variations would influence the efficiency curves and thereby, affect the cross section results. The maximum changes are taken into

account as systematic uncertainties. We performed a fit with the inclusion of the possible backgrounds due to the $e^+e^- \rightarrow D^{**}D^*$ processes in the $RM(\pi^-)$ spectrum. The resultant changes are taken as a systematic uncertainty.

The spin dependence of the nonresonant process is studied by changing the orientation of the decay plane and by changing the relative angular distributions among the final states of $D^{*+}\bar{D}^{*0}\pi^-$. The influences on the measurements of the cross section and the ratio R are at the 2% level. Other items in Table I mostly influence the measurement of the total cross section. The efficiencies of the soft π^\pm are well understood in MC simulation [24]. Uncertainties associated with the efficiencies of the tracking and the identification of the four final charged track are estimated to be 4% and 5%, respectively. A possible bias in the efficiency determination for tagging the π^0 is estimated to be 4% by comparing the measurements of $\sigma(e^+e^- \rightarrow D^{*+}\bar{D}^{*0}\pi^-)$ with and without detecting the π^0 . The line shape of the $D^{*+}\bar{D}^{*0}\pi^-$ cross sections affects the radiative correction factor and the detection efficiency simultaneously. This uncertainty is estimated to be 4% by changing the input of the observed line shape within errors. The uncertainty of the integrated luminosity, measured with large angle Bhabha events, is determined to be 1%. Branching fractions for $D^{*+} \rightarrow D^+(\pi^0, \gamma)$, $D^+ \rightarrow K^-\pi^+\pi^+$ are used in calculating the cross section and their uncertainty taken from the PDG [16] is included as a systematic uncertainty.

To summarize, we observe an enhancement near the threshold of $m(D^{*+}) + m(\bar{D}^{*0})$ in the π^\mp recoil mass spectrum in the process $e^+e^- \rightarrow (D^*\bar{D}^*)^\pm\pi^\mp$ at $\sqrt{s} = 4.260 \text{ GeV}$. If the enhancement is due to a charmoniumlike particle, namely $Z_c^\pm(4025)$, its mass and width are measured to be $(4026.3 \pm 2.6 \pm 3.7) \text{ MeV}/c^2$ and $(24.8 \pm 5.6 \pm 7.7) \text{ MeV}$, respectively. To validate the establishment of $Z_c(4025)$, a rigorous spin analysis is required based on a larger data sample. Since $Z_c(4025)$ couples to $(D^*\bar{D}^*)^\pm$ and has electric charge, the observation suggests that $Z_c(4025)$ may be a virtual $D^*\bar{D}^*$ resonant system [5]. The resonance parameters of $Z_c(4025)$ agree with $Z_c(4020)$ within 1.5σ [11]. To identify whether they are the same particle, one needs a further sophisticated analysis with a coupled channel technique. The Born cross section $\sigma(e^+e^- \rightarrow (D^*\bar{D}^*)^\pm\pi^\mp)$ is measured to be $(137 \pm 9 \pm 15) \text{ pb}$, based on a second-order QED calculation, which is compatible with CLEO-c's result [25], assuming that isospin symmetry is not largely broken. The first uncertainties are statistical and the second are systematic. The ratio $R = \sigma(e^+e^- \rightarrow Z_c^\pm(4025)\pi^\mp) \rightarrow (D^*\bar{D}^*)^\pm\pi^\mp) / \sigma(e^+e^- \rightarrow (D^*\bar{D}^*)^\pm\pi^\mp)$ is determined to be $0.65 \pm 0.09 \pm 0.06$.

The BESIII collaboration thanks the staff of BEPCII and the computing center for their strong support. This work is supported in part by the Ministry of Science and Technology of China under Contract No. 2009CB825200;

Joint Funds of the National Natural Science Foundation of China under Contracts No. 11079008, No. 11179007, No. U1332201; National Natural Science Foundation of China (NSFC) under Contracts No. 10625524, No. 10821063, No. 10825524, No. 10835001, No. 10935007, No. 11125525, No. 11235011, No. 1127526; the Chinese Academy of Sciences (CAS) Large-Scale Scientific Facility Program; CAS under Contracts No. KJCX2-YW-N29, No. KJCX2-YW-N45; 100 Talents Program of CAS; German Research Foundation DFG under Contract No. CRC-1044; Istituto Nazionale di Fisica Nucleare, Italy; Ministry of Development of Turkey under Contract No. DPT2006 K-120470; U. S. Department of Energy under Contracts No. DE-FG02-04ER41291, No. DE-FG02-05ER41374, No. DE-FG02-94ER40823, No. DESC0010118; U.S. National Science Foundation; University of Groningen (RuG) and the Helmholtzzentrum fuer Schwerionenforschung GmbH (GSI), Darmstadt; WCU Program of National Research Foundation of Korea under Contract No. R32-2008-000-10155-0.

^aAlso at the Novosibirsk State University, Novosibirsk 630090, Russia.

^bAlso at the Moscow Institute of Physics and Technology, Moscow 141700, Russia.

^cAlso at University of Texas at Dallas, Richardson, Texas 75083, USA.

^dAlso at the PNPI, Gatchina 188300, Russia.

- [1] A. Bondar *et al.* (Belle Collaboration), *Phys. Rev. Lett.* **108**, 122001 (2012).
- [2] A. E. Bondar, A. Garmash, A. I. Milstein, R. Mizuk and M. B. Voloshin, *Phys. Rev. D* **84**, 054010 (2011).
- [3] I. Adachi *et al.* (Belle Collaboration), [arXiv:1209.6450](https://arxiv.org/abs/1209.6450).
- [4] D.-Y. Chen and X. Liu, *Phys. Rev. D* **84**, 034032 (2011); D.-Y. Chen, X. Liu, and T. Matsuki, [arXiv:1208.2411](https://arxiv.org/abs/1208.2411); Q. Wang, C. Hanhart, and Q. Zhao, *Phys. Rev. Lett.* **111**, 132003 (2013); Y. Dong, A. Faessler, T. Gutsche, and V. E. Lyubovitskij, *J. Phys. G* **40**, 015002 (2013); C.-F. Qiao, and L. Tang, [arXiv:1307.6654](https://arxiv.org/abs/1307.6654); Z.-F. Sun, J. He, X. Liu, Z.-G. Luo, and S.-L. Zhu, *Phys. Rev. D* **84**, 054002 (2011); C.-F. Qiao and L. Tang, [arXiv:1308.3439](https://arxiv.org/abs/1308.3439).
- [5] Z.-C. Yang, Z.-F. Sun, J. He, X. Liu, and S.-L. Zhu, *Chin. Phys. C* **36**, 6 (2012); Z.-F. Sun, Z.-G. Luo, J. He, X. Liu, and S.-L. Zhu, *Chin. Phys. C* **36**, 194 (2012).
- [6] L. Maiani, F. Piccinini, A. D. Polosa, and V. Riquer, *Phys. Rev. D* **71**, 014028 (2005).
- [7] A. Ali, C. Hambrock, and W. Wang, *Phys. Rev. D* **85**, 054011 (2012).
- [8] M. Ablikim *et al.* (BESIII Collaboration), *Phys. Rev. Lett.* **110**, 252001 (2013).
- [9] Z. Q. Liu *et al.* (Belle Collaboration), *Phys. Rev. Lett.* **110**, 252002 (2013).
- [10] T. Xiao, S. Dobbs, A. Tomaradze, and K. K. Seth, *Phys. Lett. B* **727**, 366 (2013).
- [11] M. Ablikim *et al.* (BESIII Collaboration), *Phys. Rev. Lett.* **111**, 242001 (2013).
- [12] M. Ablikim *et al.* (BESIII Collaboration), *Nucl. Instrum. Methods Phys. Res., Sect. A* **614**, 345 (2010).
- [13] C. Zhang, *Sci. China Ser. G* **53**, 2084 (2010).
- [14] S. Agostinelli *et al.* (GEANT4 Collaboration), *Nucl. Instrum. Methods Phys. Res., Sect. A* **506**, 250 (2003).
- [15] S. Jadach, B. F. L. Ward and Z. Was, *Phys. Rev. D* **63**, 113009 (2001).
- [16] J. Beringer *et al.* (Particle Data Group), *Phys. Rev. D* **86**, 010001 (2012).
- [17] D. J. Lange, *Nucl. Instrum. Methods Phys. Res., Sect. A* **462**, 152 (2001); R. G. Ping, *Chin. Phys. C* **32**, 599 (2008).
- [18] J. C. Chen, G. S. Huang, X. R. Qi, D. H. Zhang, and Y. S. Zhu, *Phys. Rev. D* **62**, 034003 (2000).
- [19] M. Ablikim *et al.* (BESIII Collaboration), *Phys. Rev. Lett.* **109**, 172002 (2012).
- [20] H. Albrecht *et al.* (ARGUS Collaboration), *Phys. Lett. B* **241**, 278 (1990).
- [21] K. S. Cranmer, *Comput. Phys. Commun.* **136**, 198 (2001).
- [22] E. A. Kuraev and V. S. Fadin, *Yad. Fiz.* **41**, 733 (1985) [*Sov. J. Nucl. Phys.* **41**, 466 (1985)]; R.-G. Ping, [arXiv:1309.3932](https://arxiv.org/abs/1309.3932).
- [23] S. M. Flatté, *Phys. Lett.* **63B**, 224 (1976).
- [24] M. Ablikim *et al.* (BESIII Collaboration), *Phys. Rev. D* **88**, 032007 (2013).
- [25] D. Cronin-Hennessy *et al.* (CLEO Collaboration), *Phys. Rev. D* **80**, 072001 (2009).