



Luminosity measurement at $\sqrt{s} = 4.19 \text{ GeV}$ via Bhabha scattering

Andreas Pitka

Charmonium Meeting 17.1.17



Event Selection

Good Tracks

- Cut on interaction region: $R_{xy} < 1 \text{ cm}$, $R_z < 10 \text{ cm}$.
- Cut on direction: $|\cos \vartheta| < 0.93$.
- For loose electron identification: $E/p > 0.7$.

Event Topology

- Number of positively charged particles: $n_+ = 1$.
- Number of negatively charged particles: $n_- = 1$.
- No veto on photons.

Cuts similar to old BESII $\int \mathcal{L} dt$ measurement (arXiv:1503.03408)

- $\alpha(e^+, e^-) > 175^\circ$.
- $p_{\min} = 2 \cdot (\frac{1}{c}) \cdot \sqrt{s}/4.26 = 1.97 \text{ GeV}/c$.
- $p_{\max} = 4 \text{ GeV}/c$.
- $E_{\text{shower}} = 1.55 \cdot \sqrt{s}/4.26 = 1.55 \text{ GeV}$.



Bhabha Cross Section and Monte Carlo Generation

Calculation of σ_{Bhabha}

Numeric Monte Carlo Calculation with Babayaga3.5

Options of Babayaga3.5


- Despite energy: use joboptions file from $\sqrt{s} = 4180$ MeV Monte Carlo
`/besfs/groups/psip/psipgroup/public/bes3gen/workarea702p01/TestRelease/
TestRelease-00-00-84/4180MC/sim_ee.txt`
- Also used for Monte Carlo generation.
- $E_{\text{beam}} = 2.095$ GeV
- $\theta_{\text{min}} = 20^\circ$
- $\theta_{\text{max}} = 160^\circ$
- $E_{\text{min}} = 1$ MeV
- maximum acollinearity: 180°
- running alpha: **true**
- enable FSR: **true**

Result (with $5 \cdot 10^4$ events)

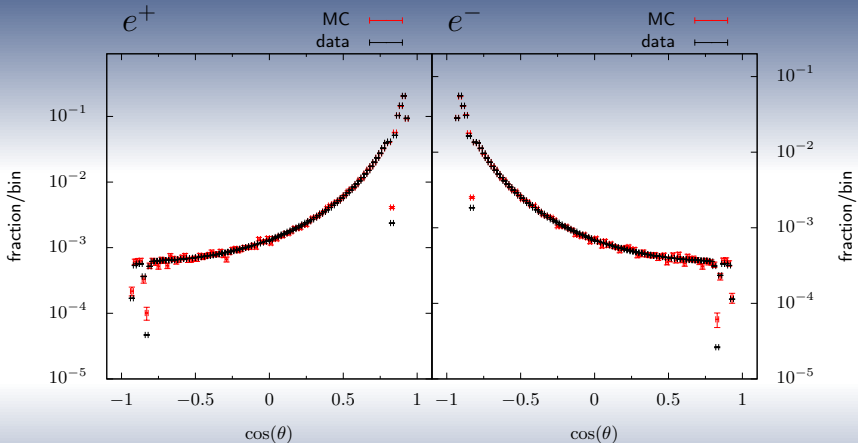
→ unweighted $\sigma_{\text{Bhabha}} = (423.8 \pm 1.6)$ nb

weighted $\sigma_{\text{Bhabha}} = (423.4 \pm 0.6)$ nb


Comparison of Data and Monte Carlo



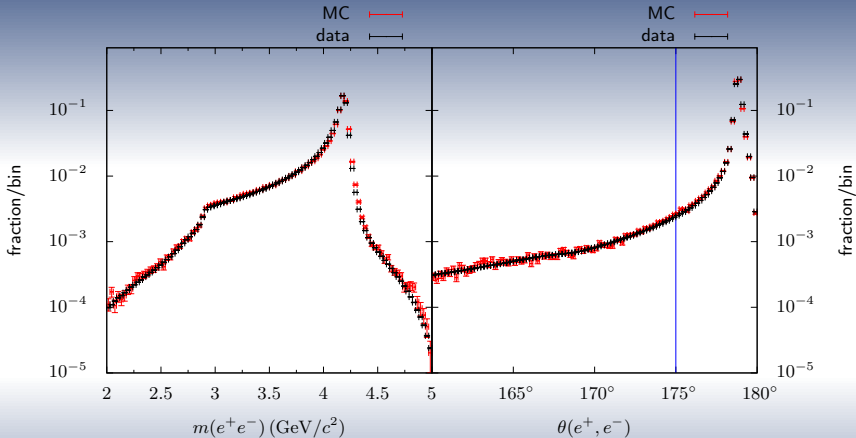
Polar Angle Distribution




- 80% of measured data at $\sqrt{s} = 4190$ MeV (≈ 6600 from ≈ 8100 dst files).
- $3.1 \cdot 10^5$ Monte Carlo events.
- Both distributions are normalized.



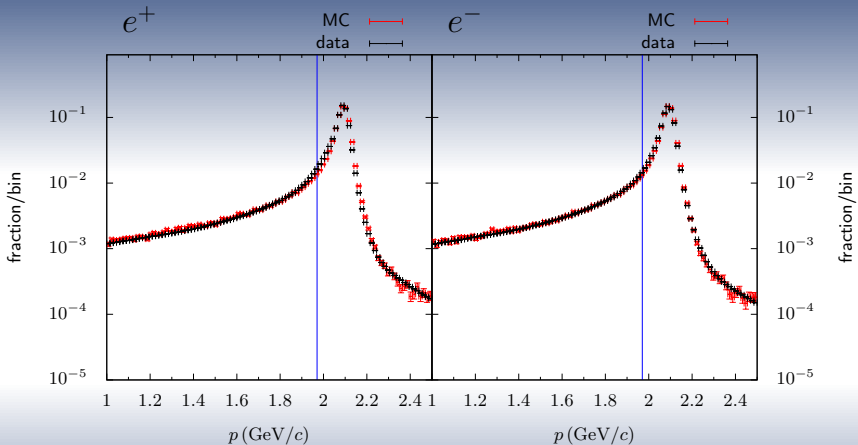
Invariant Mass (e^+e^-) and opening Angle




- 80% of measured data at $\sqrt{s} = 4190$ MeV (≈ 6600 from ≈ 8100 dst files).
- $3.1 \cdot 10^5$ Monte Carlo events.
- Both distributions are normalized.



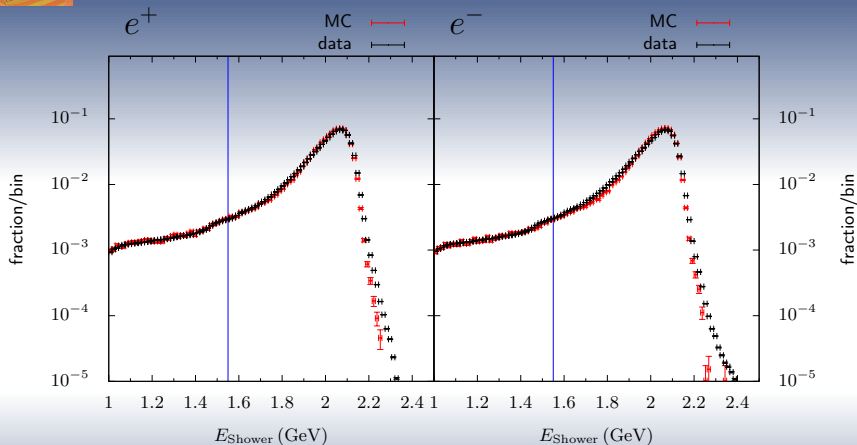
Momentum Distribution



- 80% of measured data at $\sqrt{s} = 4190$ MeV (≈ 6600 from ≈ 8100 dst files).
- $3.1 \cdot 10^5$ Monte Carlo events.
- Both distributions are normalized.



Shower Energy



Integrated efficiency determined by $3.1 \cdot 10^5$ Monte Carlo events after all cuts

$$\varepsilon = (40.2 \pm 0.2) \%$$



Result for integrated Luminosity

Integrated Luminosity

$$\int \mathcal{L} dt = \frac{N_{\text{rec}}}{\sigma_{\text{Bhabha}} \cdot \varepsilon} = (395.0 \pm 1.3) \text{ pb}^{-1}$$

$$N_{\text{rec}} = 6.7 \cdot 10^7 \pm 2.7 \cdot 10^3$$

$$\sigma_{\text{Bhabha}} = (423.8 \pm 1.6) \text{ nb}$$

$$\varepsilon = (40.2 \pm 0.2) \%$$

Only part of measured data used

- Status from 12th January.
- 6630 of currently 8129 dst files.
- $\approx 82\%$ of measured data.
- Current status later today.