

CgemLineFit Results and Propagation Study

Will Imoehl
Indiana University
Email: wimoehl@iu.edu

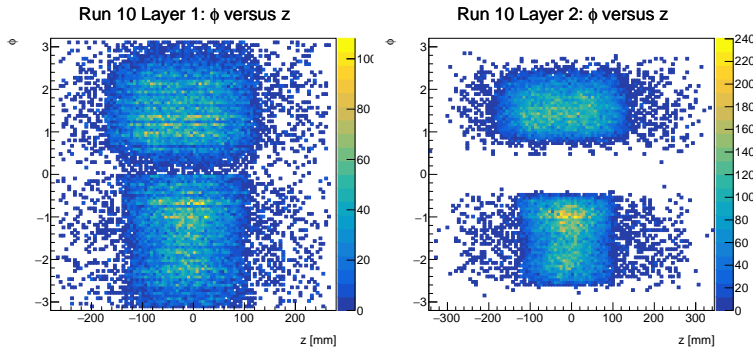
June 3, 2020

Intro

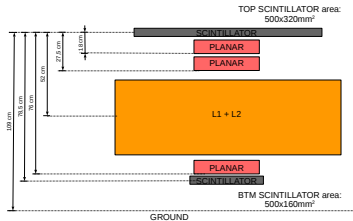
- ▶ CgemLineFit loops over clusters with most charge in the event
- ▶ Use 5 clusters with largest charge in each layer
- ▶ $\sigma = 0.13$

Run	Events Fit	Total Events	Percent
10	19264	136582	14.1%
11	13625	127358	10.70%
12	5131	23709	21.64%
13	3315	70002	4.74%
14	3640	86400	4.21%
15	1168	5026	23.24%
16	5193	22411	23.17%
17	118033	234153	50.41%
Total	169369	705641	24.0%

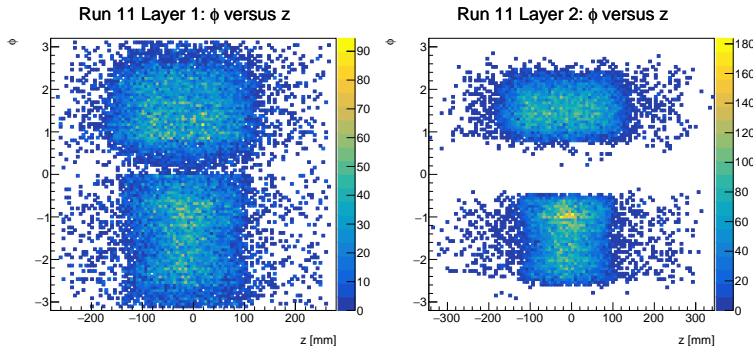
Run 10



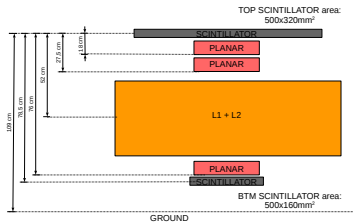
2019/12/21



Run 11

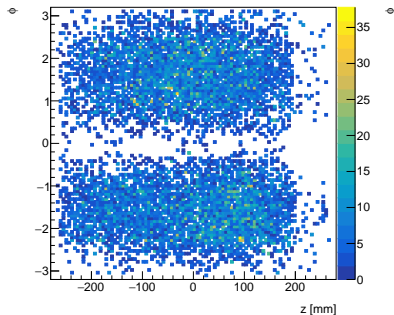


2019/12/21

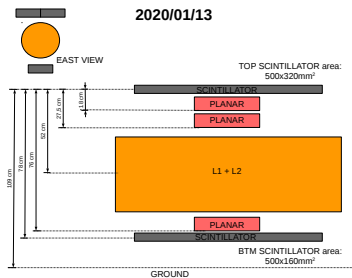
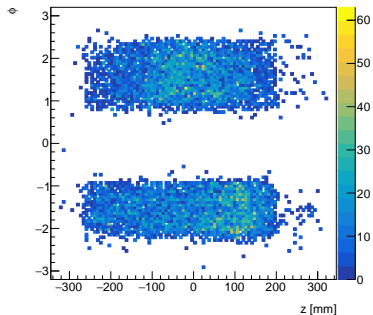


Run 12

Run 12 Layer 1: ϕ versus z

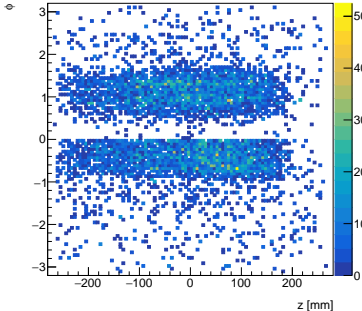


Run 12 Layer 2: ϕ versus z

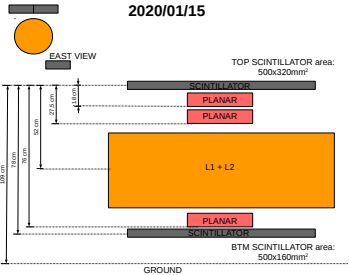
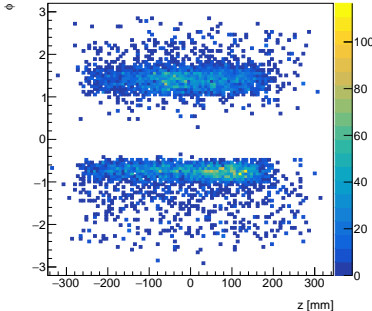


Run 13

Run 13 Layer 1: ϕ versus z

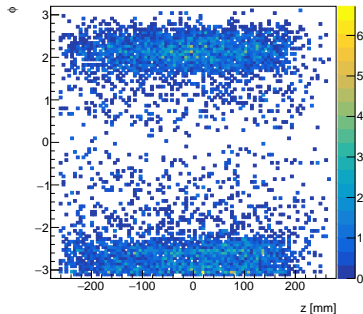


Run 13 Layer 2: ϕ versus z

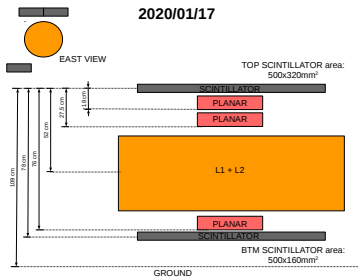
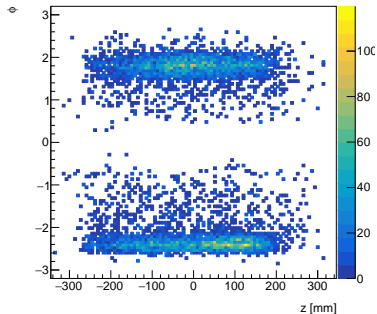


Run 14

Run 14 Layer 1: ϕ versus z

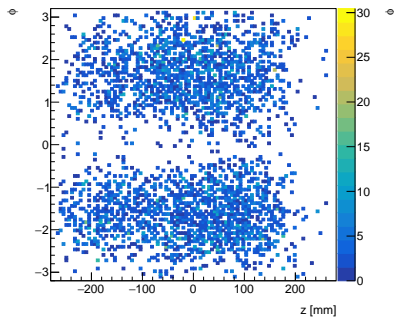


Run 14 Layer 2: ϕ versus z

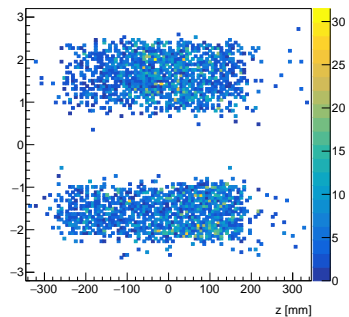


Run 15

Run 15 Layer 1: ϕ versus z

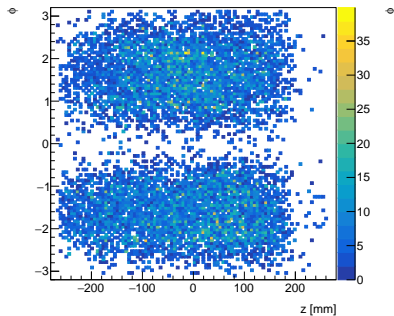


Run 15 Layer 2: ϕ versus z

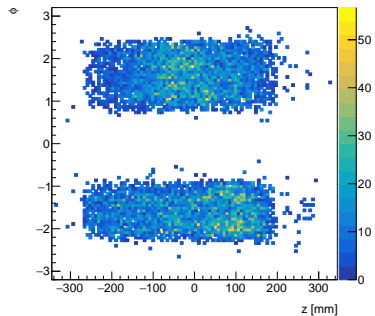


Run 16

Run 16 Layer 1: ϕ versus z

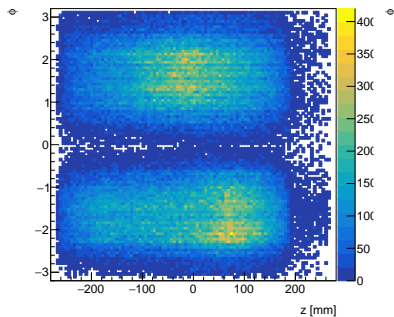


Run 16 Layer 2: ϕ versus z

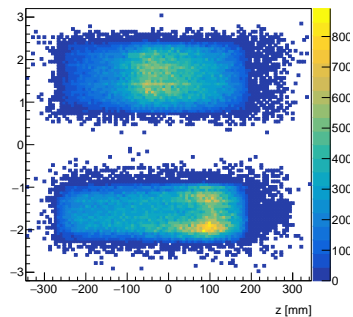


Run 17

Run 17 Layer 1: ϕ versus z



Run 17 Layer 2: ϕ versus z



Summary

- ▶ ϕ versus z distributions still clean
- ▶ Fixed memory leak \implies 2x as many events fit