

Status on SDT simulation

Ryuta

06/16/2020₁

```

cepc-all_3.0T_MDC_config1.bgeom  x +
28 28 Upper limit in z [mm]      : 371.3,    371.3,    371.3,    371.3,    644,    644,    644,    644,    2350
29 29 Lower limit in z [mm]     : -371.3,  -371.3,  -371.3,  -371.3,  -644,  -644,  -644,  -644,  -2350
30 30 Efficiency RPhi           : 0.99,    0,        0,        0,        0.99,    0,        0,        0,        0
31 31 Efficiency 2nd coord. (eg. z): 0,        0,        0,        0.99,    0,        0,        0,        0.99,    0
32 32 Stereo angle alpha [Rad]   : 7*(pi/180), 7*(pi/180), 7*(pi/180), 7*(pi/180), 7*(pi/180), 7*(pi/180), 7*(pi/180), 7*(pi/180), 7*(pi/180)
33 33 Thickness [rad. lengths]   : 0.00213, 0.00468, 0.00468, 0.00213, 0.00213, 0.00468, 0.00468, 0.00213, 0.0009367
34 34 error distribution         : 0
35 35 0 normal-sigma(RPhi) [1e-6m]: 7
36 36      sigma(z) [1e-6m]       : 7
37 37 1 uniform-d(RPhi) [1e-6m]  :
38 38      d(z) [1e-6m]          :
39 39
40 40 Time Projection Chamber (TPC)
41 41 sigma^2=sigma0^2+sigma1^2*sin(beta)^2+Cdiff^2*6mm/h*sin(theta)*Ldrift [m]
42 42 Number of layers           : 133
43 43 Radii [mm]                 : 384,1716
44 44 Upper limit in z [mm]     : 2225
45 45 Lower limit in z [mm]     : -2225
46 46 Efficiency RPhi           : 1
47 47 Efficiency z                : 1
48 48 Thickness [rad. lengths]   : 0.00005194
49 49 sigma0(RPhi) [1e-6m]      : 50
50 50 sigma1(RPhi) [1e-6m]      : 900
51 51 Cdiff(RPhi) [1e-6m/sqrt(m)]: 25
52 52 sigma0(z) [1e-6m]         : 400
53 53 sigma1(z) [1e-6m]         : 0
54 54 Cdiff(z) [1e-6m/sqrt(m)]  : 80
55 55
56 56 Silicon External Tracker (SET)
57 57
58 58 Number of layers           : 6
59 59 Description (optional)     : |TPC outer wall|-----External Tracker-----|
60 60 Names of the layers (opt.) : XTPCW2,    SET1,    XSET1,    XSET2,    SET2,    SET3
61 61 Radii [mm]                 : 1808,    1810.9,  1811.1,  1812.4,  1813.4,  1847.4
62 62 Upper limit in z [mm]     : 2350,    2300,    2300,    2300,    2300,    2350
63 63 Lower limit in z [mm]     : -2350,  -2300,  -2300,  -2300,  -2300,  -2350
64 64 Efficiency RPhi           : 0,        0.99,    0,        0,        0,        0
65 65 Efficiency 2nd coord. (eg. z): 0,        0,        0,        0,        0.99,    0
66 66 Stereo angle alpha [Rad]   : 7*(pi/180), 7*(pi/180), 7*(pi/180), 7*(pi/180), 7*(pi/180), 90*(pi/180)
67 67 Thickness [rad. lengths]   : 0.009367, 0.00213, 0.00468, 0.00468, 0.00213, 0
68 68 error distribution         : 0
69 69 0 normal-sigma(RPhi) [1e-6m]: 7,        7,        7,        7,        7,        7
70 70      sigma(z) [1e-6m]       : 7,        7,        7,        7,        7,        7
71 71 1 uniform-d(RPhi) [1e-6m]  :

```

change the thickness

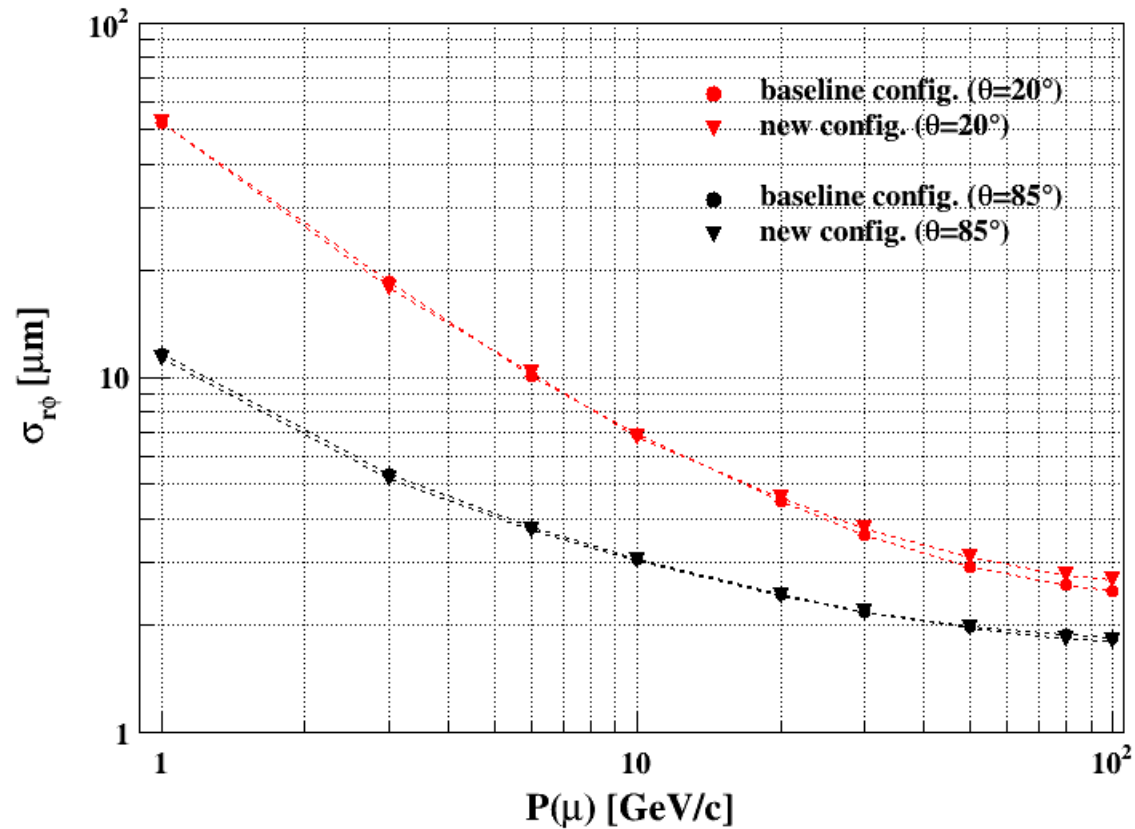
change the number of layers,
(1716-384mm)/10mm ~ 133 cells

0.2 mm -> 2 mm

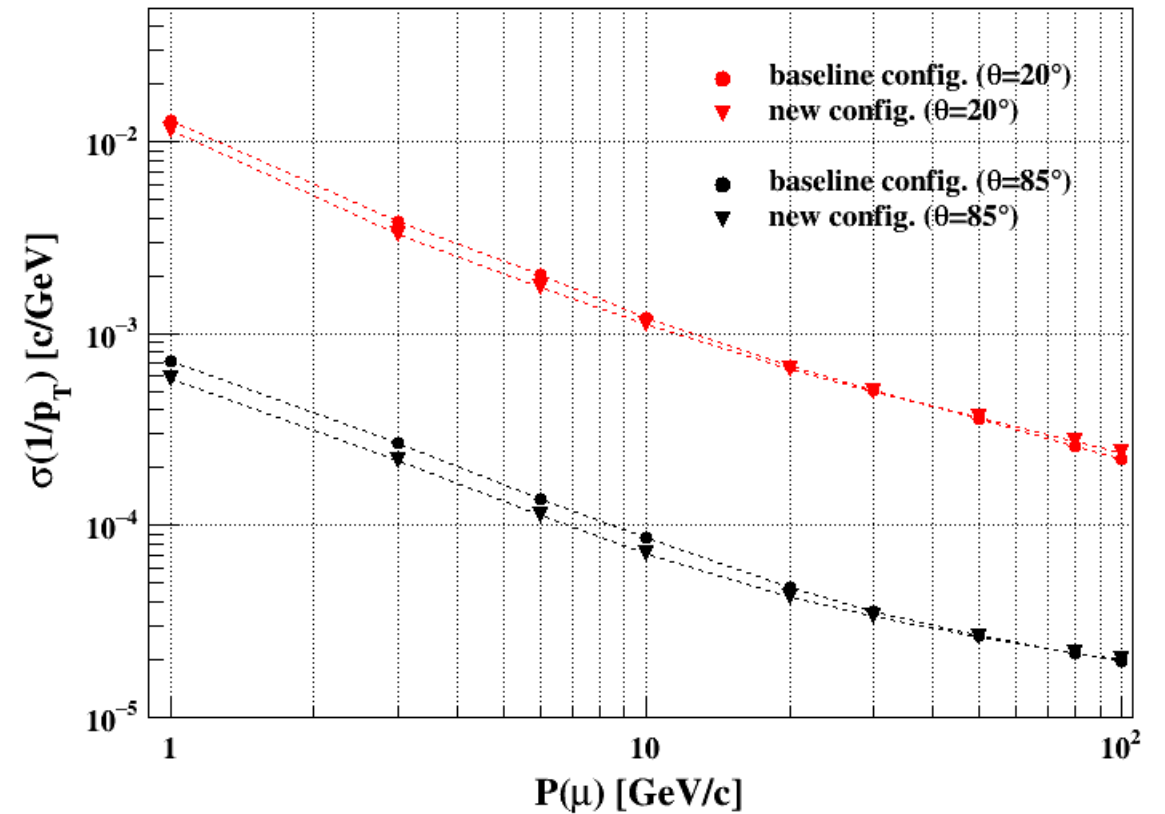
Comparison of resolutions

Changes: (from baseline config.) TPC → “MDC”

update : outer shell thickness of the “MDC” is set to 2mm (previous one was 0.2 mm)

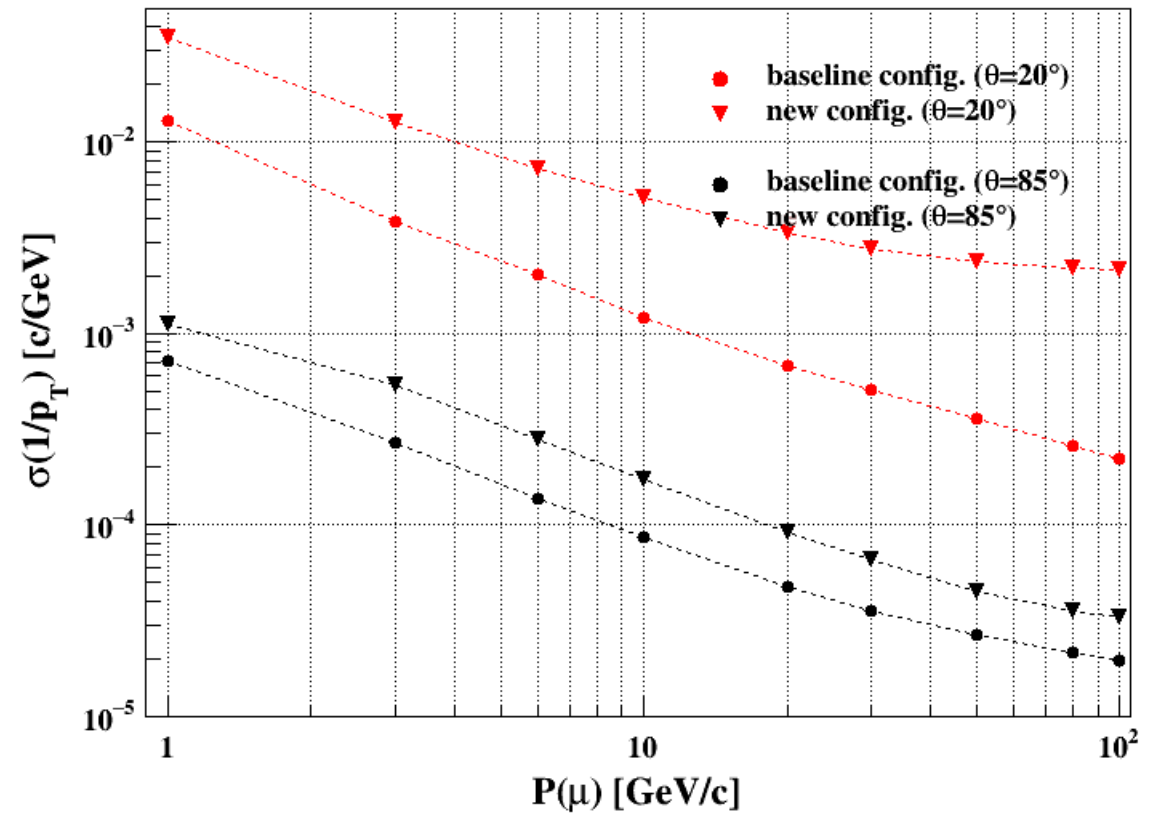
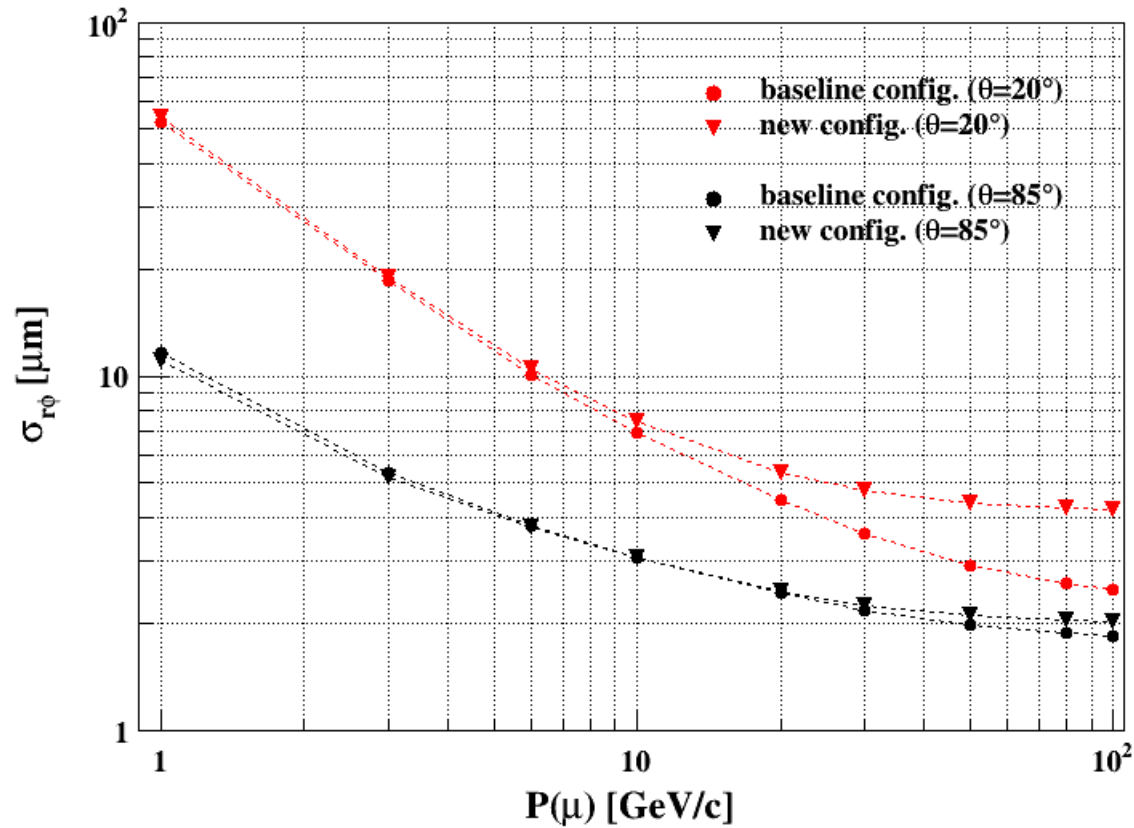


Transverse impact parameter resolution



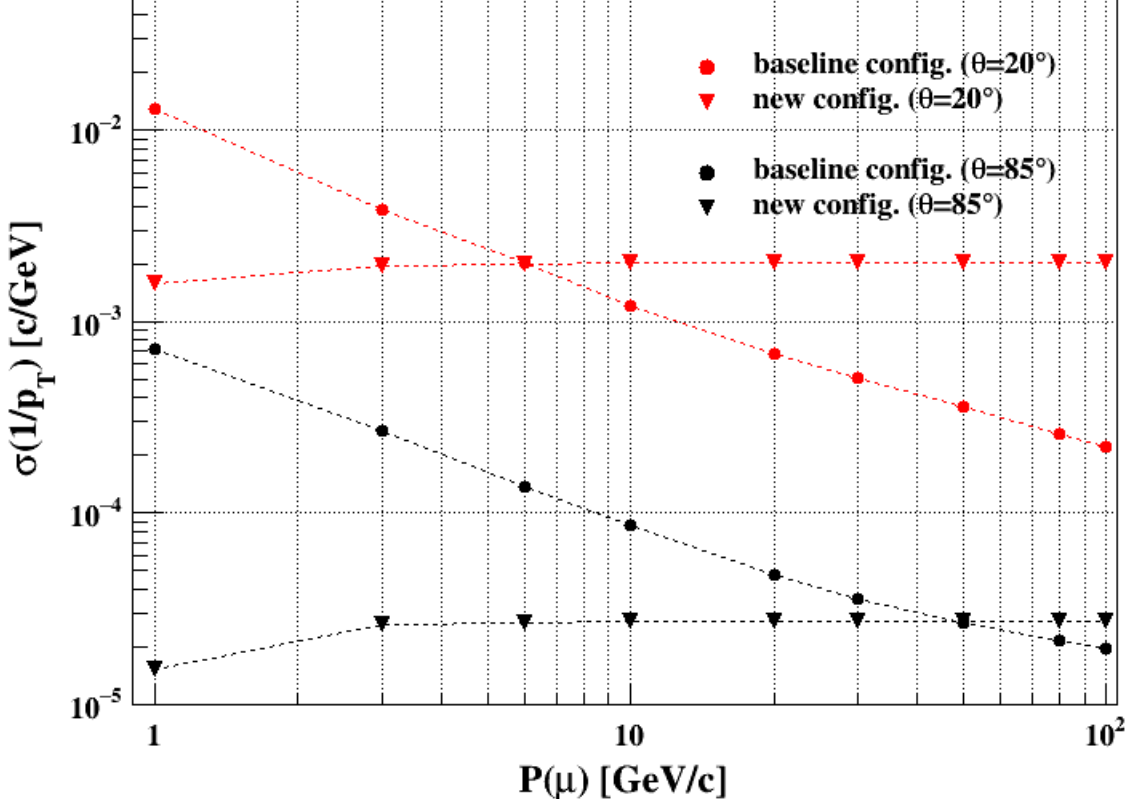
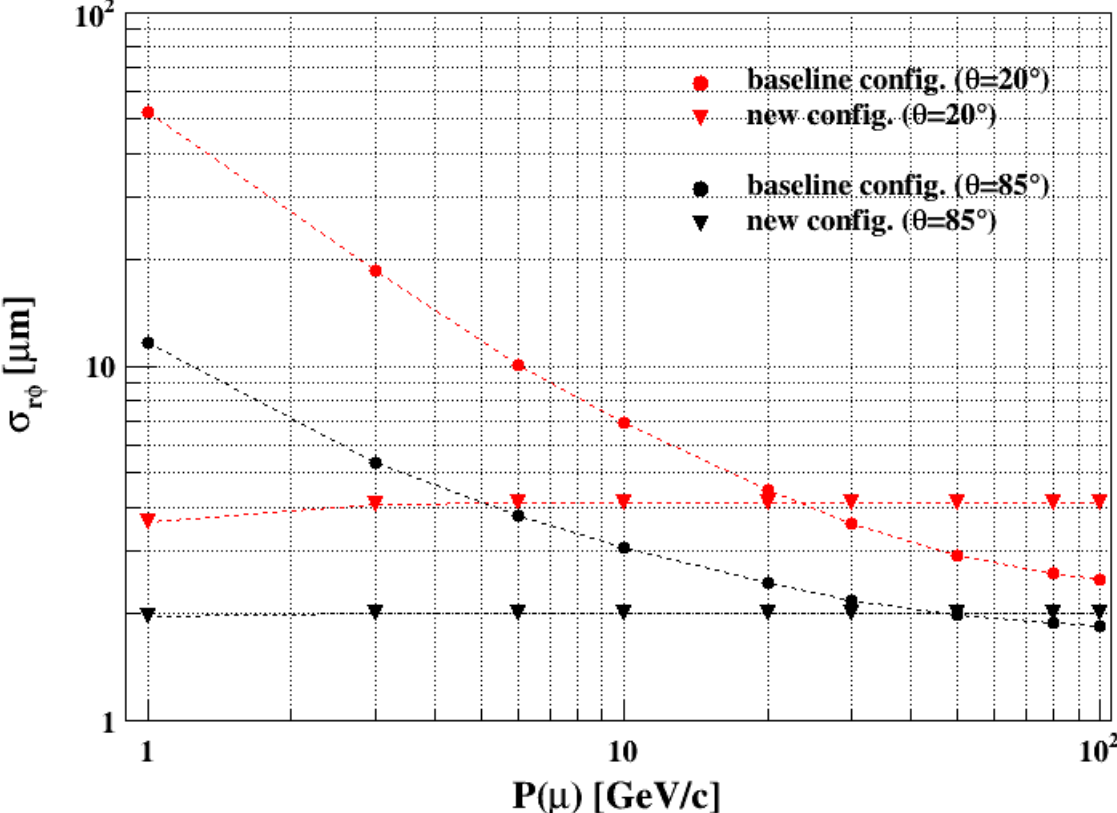
Momentum resolution

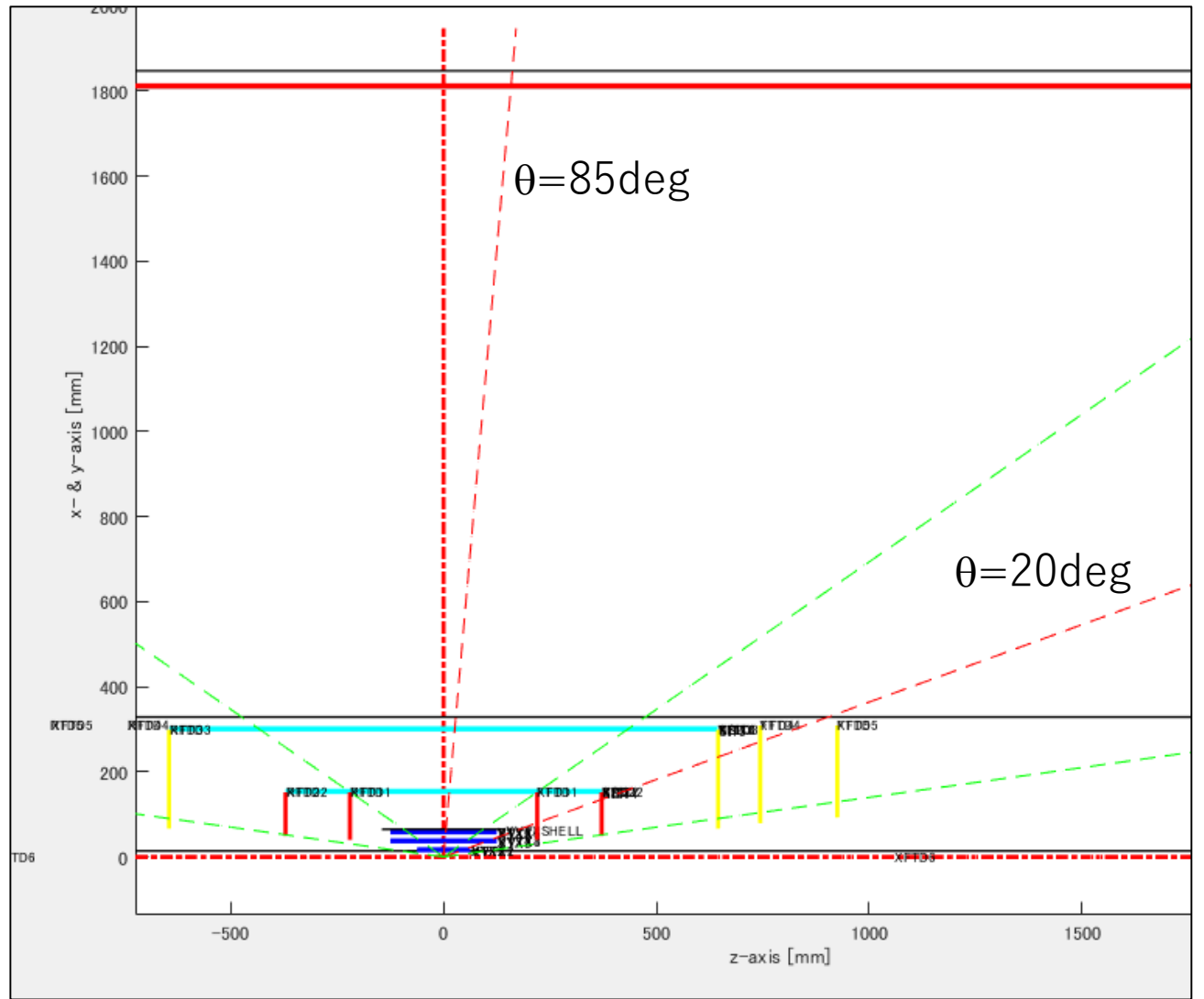
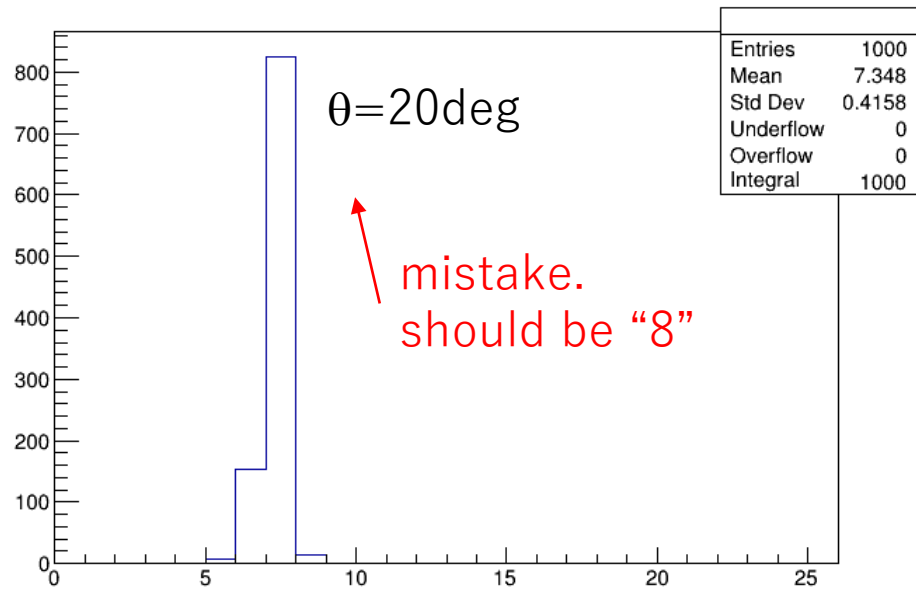
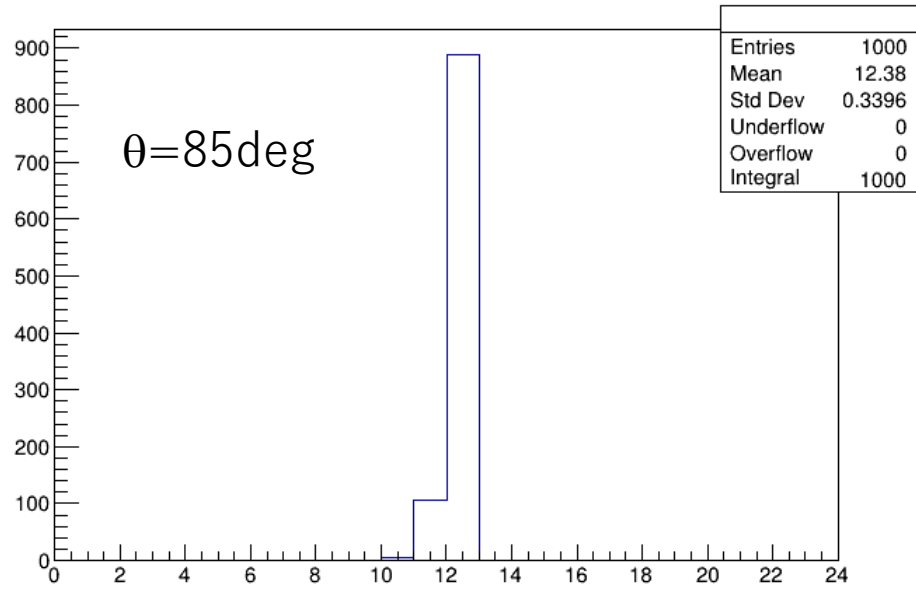
Ref: (v0.3) removing TPC (and its wall)



Ref: (v0.3) removing TPC + setting all of material budget as 0

update : material budget for forward trackers are set as 0 (it was not changed)





Ref: Nhit for “MDC” config.

