


# CEPC 项目进展报告


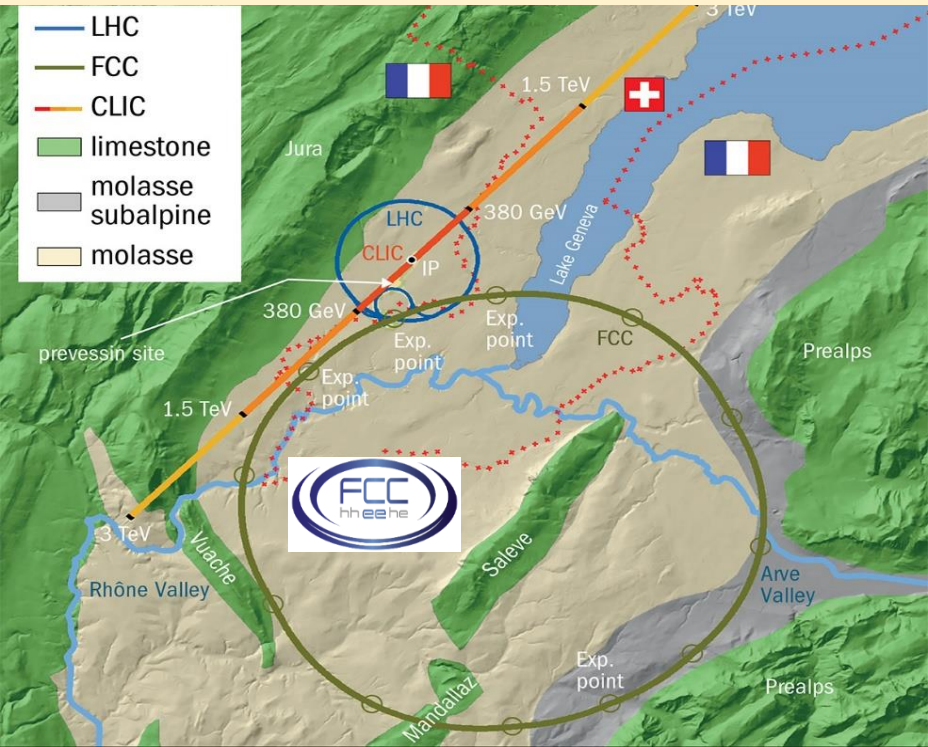
杨海军（上海交通大学）  
代表CEPC工作组

基于加速器高能量前沿战略研讨会  
北京，2021年10月11-12日

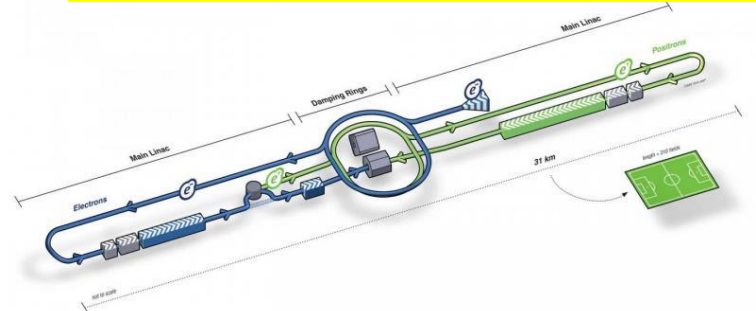


- 国际轻子对撞机简介
- CEPC 项目简介
- 加速器关键技术预研进展
- 物理潜力研究进展
- 新探测器概念设计方案
- 探测器关键技术预研进展
- CIPC 产业促进会活动
- CEPC 选址及时间表
- 总结与展望

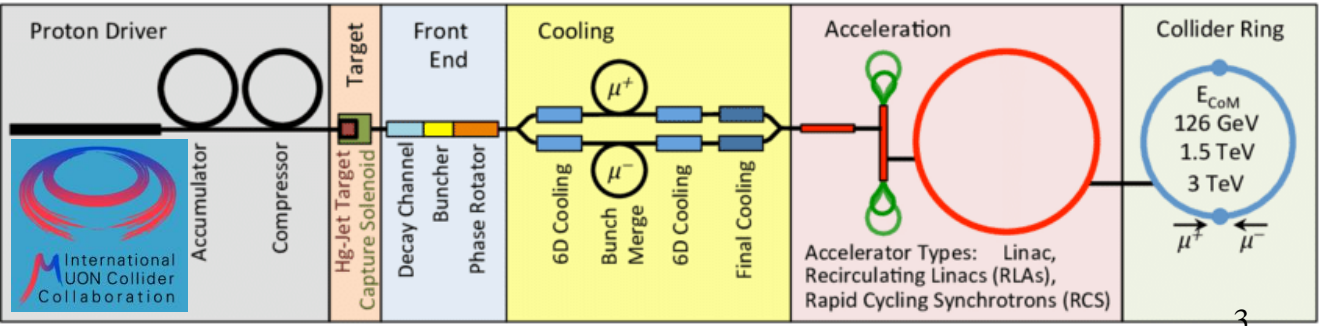
- 欧洲粒子物理战略规划提出：正负电子希格斯工厂是优先级最高的下一代对撞机。
- An electron-positron Higgs factory is the highest-priority next collider.



国际形势参见：姜辛丑报告

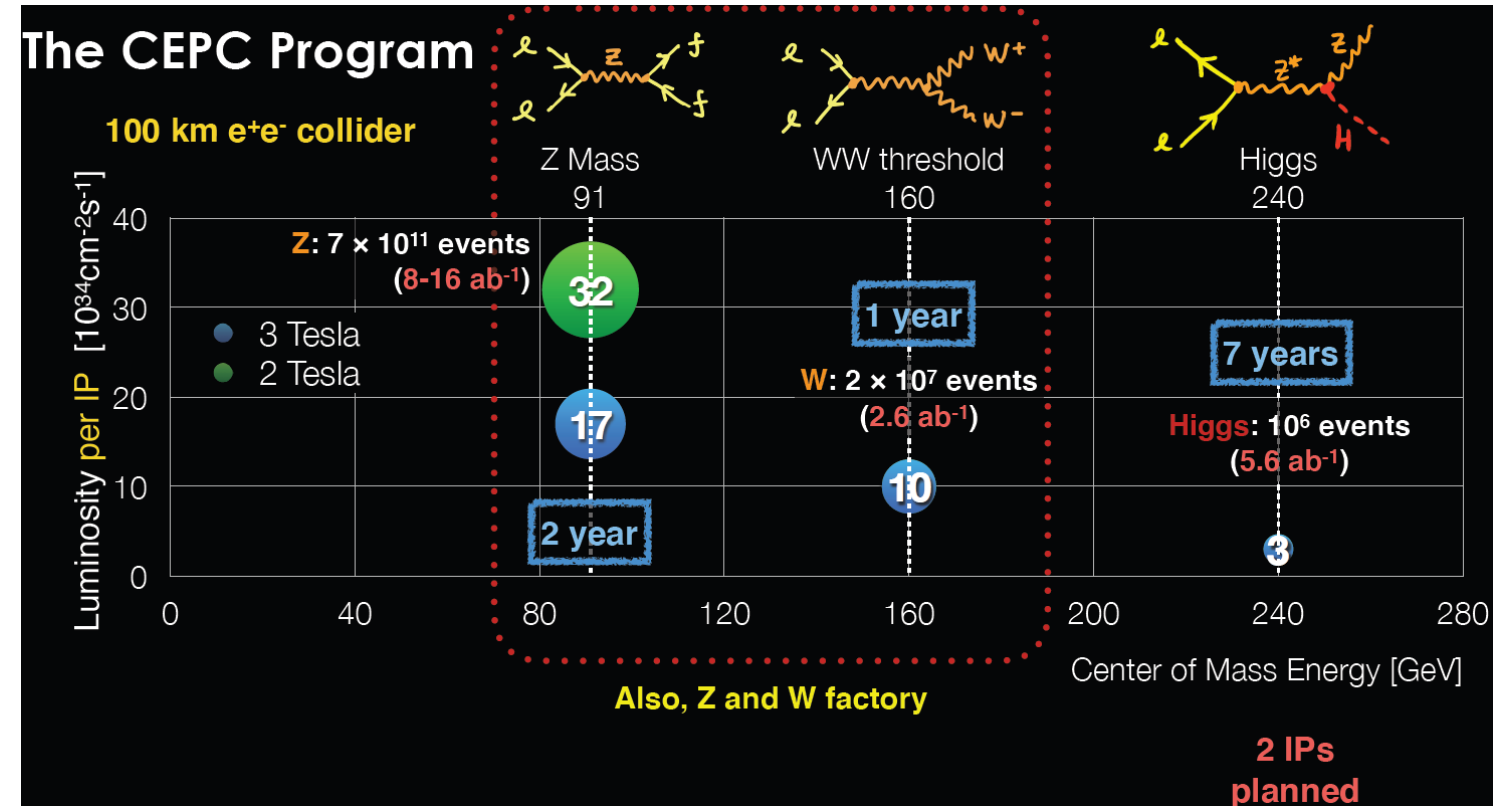
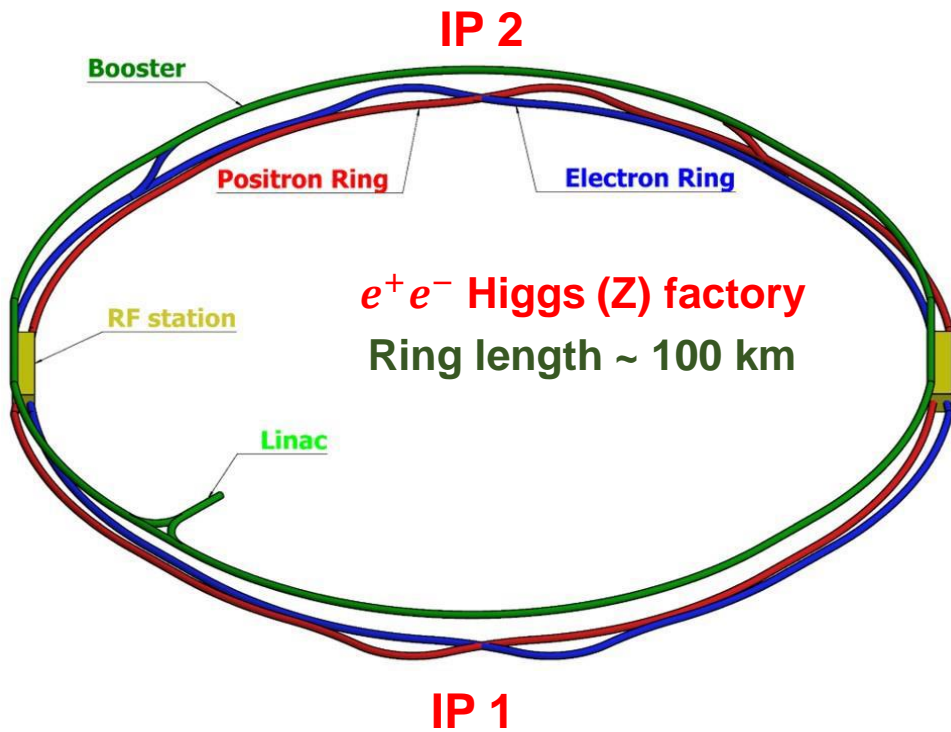


IDT	ILC Pre-Lab				ILC Lab.										
PP	P1	P2	P3	P4	1	2	3	4	5	6	7	8	9	10	Phys. Exp.





- ❑ The CEPC aims to start operation in 2030's, as a Higgs (Z/W) factory in China.
- ❑ To run at  $\sqrt{s} \sim 240$  GeV, above the **ZH** production threshold for  $\sim 1$ M Higgs; at the **Z** pole for  $\sim$ Tera Z, at the **W+W-** pair (possible  $t\bar{t}$  pair) production threshold.
- ❑ High precision Higgs, EW measurements, studies of flavor physics & QCD, probes of BSM physics.
- ❑ Possible Super  $pp$  Collider (SppC) of  $\sqrt{s} \sim 50-100$  TeV in the future.





## 2013年9月CEPC-SPPC启动会



## 2015, CEPC IAC Meeting



Public release: November 2018

## 2018年11月发布CEPC概念设计报告



IHEP-CEPC-DR-2018-02  
IHEP-EP-2018-01  
IHEP-TH-2018-01

**CEPC**  
*Conceptual Design Report*

Volume I - Accelerator

arXiv: [1809.00285](https://arxiv.org/abs/1809.00285)

The CEPC Study Group  
August 2018

**CEPC**  
*Conceptual Design Report*

Volume II - Physics & Detector

arXiv: [1811.10545](https://arxiv.org/abs/1811.10545)

The CEPC Study Group  
October 2018

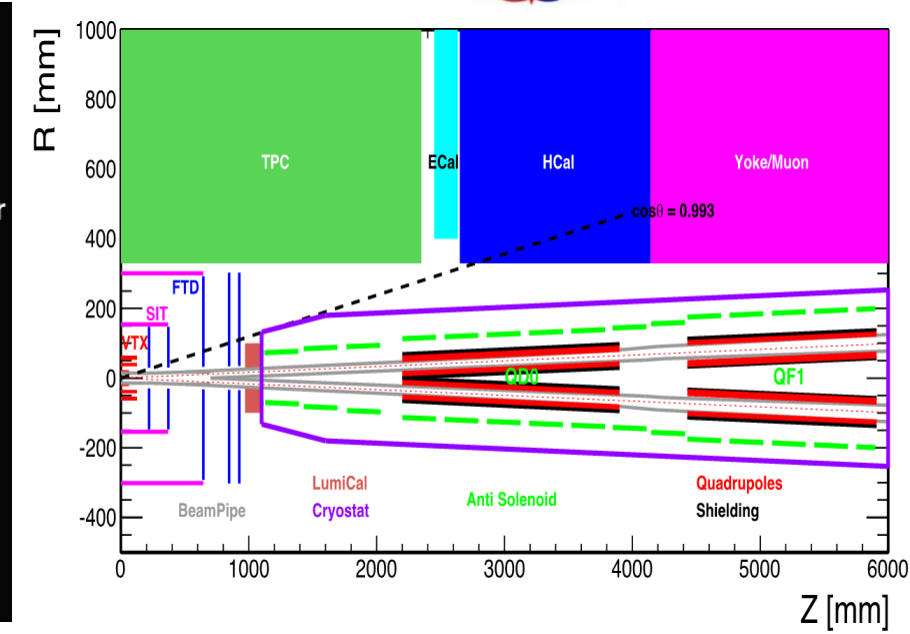
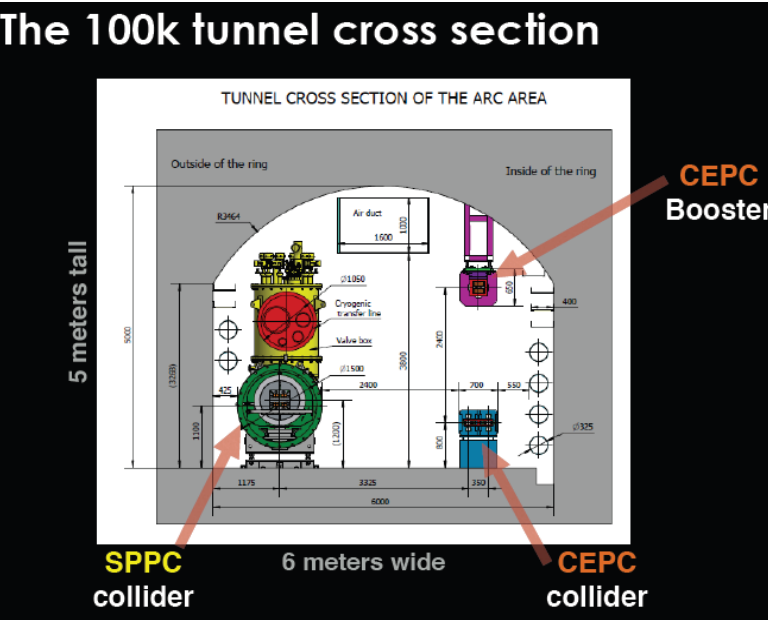
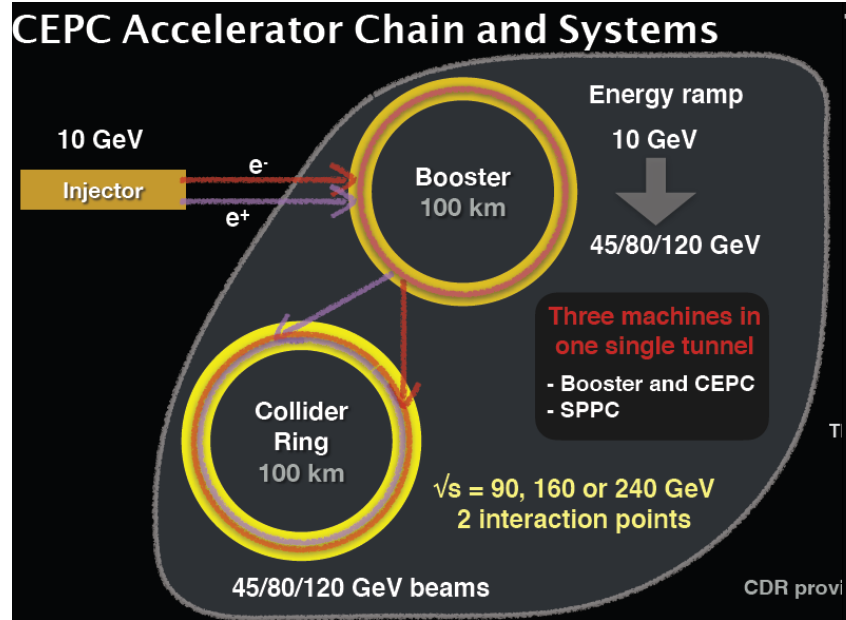
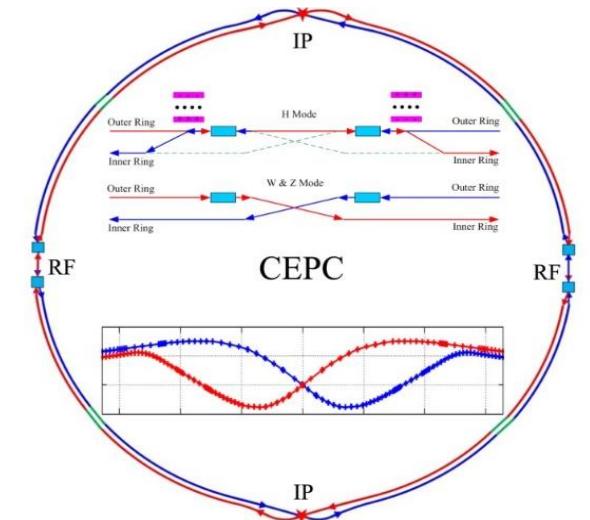
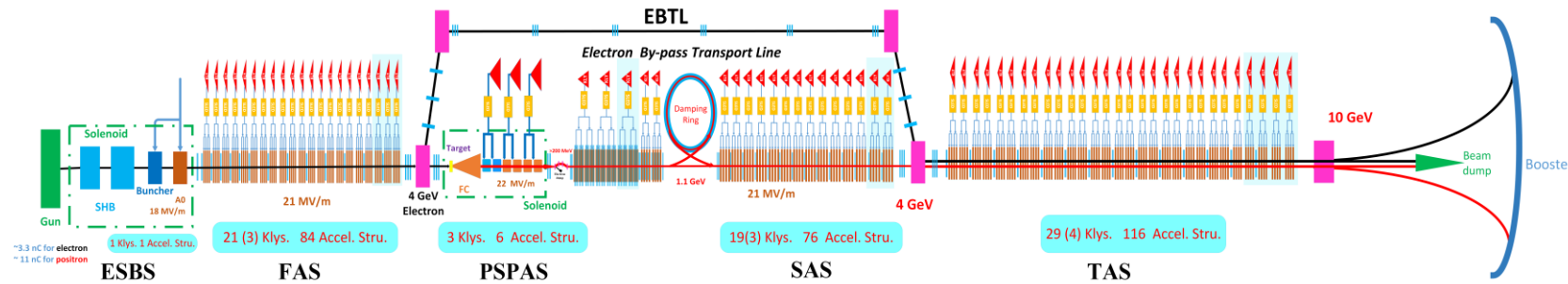
**1143 authors**  
**222 institutes (140 foreign)**  
**24 countries**

**Editorial Team: 43 people / 22 institutions / 5 countries**

**Baseline: 100 km, 30 MW; Upgradable to 50 MW, High Lumi Z, ttbar**

[http://cepc.ihep.ac.cn/CEPC\\_CDR\\_Vol1\\_Accelerator.pdf](http://cepc.ihep.ac.cn/CEPC_CDR_Vol1_Accelerator.pdf)

A very active accelerator R&D program towards a TDR ~ the end of 2022



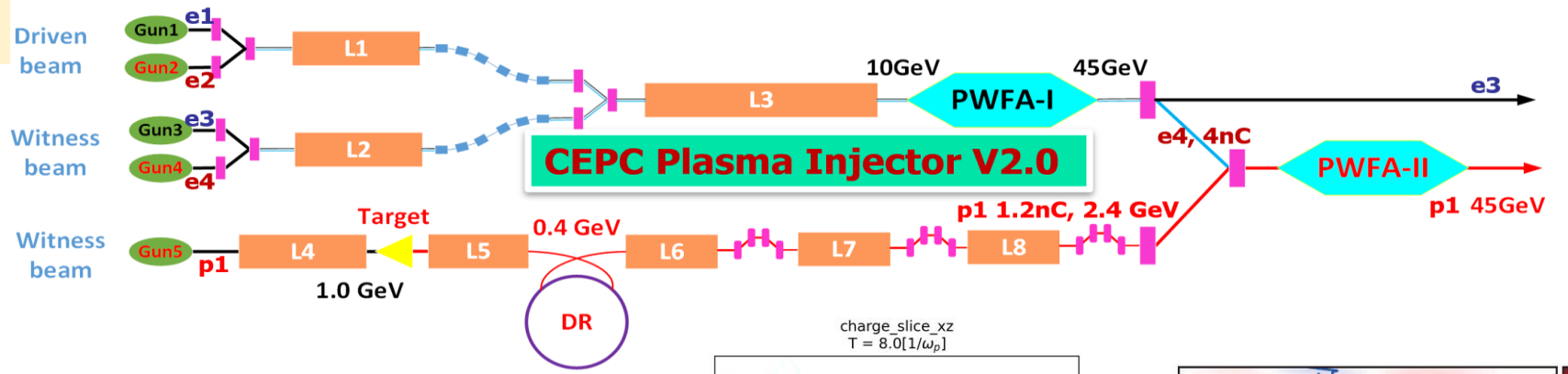


## CEPC Plasma Injector V2.0

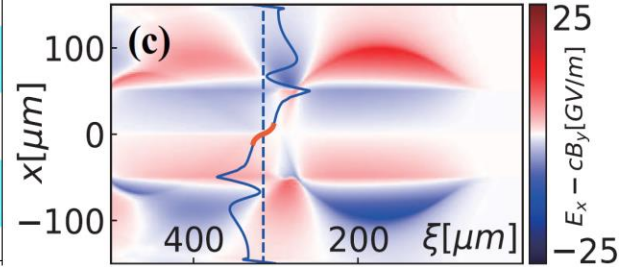
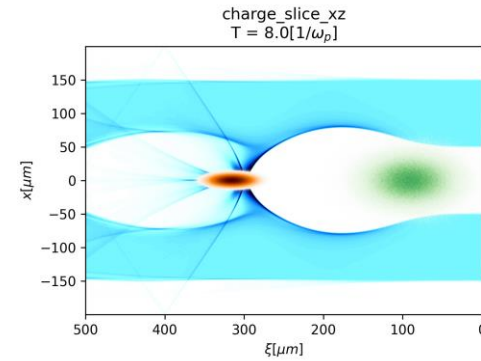
IHEP, THU, BNU

### Booster Requirement

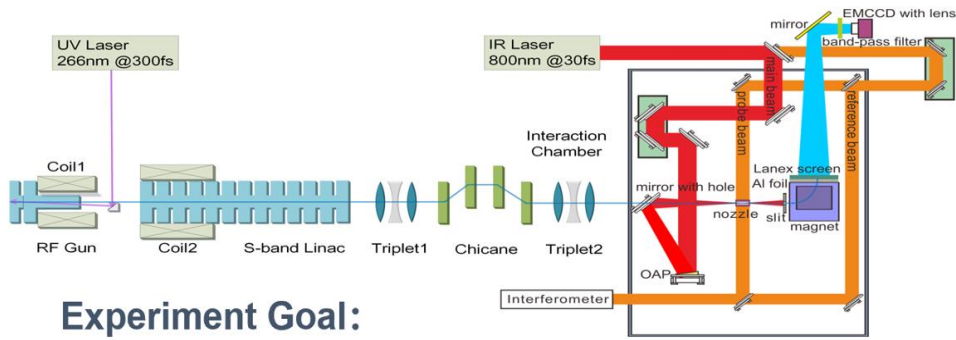
Energy (GeV)	45.5
Bunch Charge (nC)	0.78
Bunch length (um)	<3000
Energy Spread (%)	0.2
$\epsilon_N$ ( $\mu\text{m} \cdot \text{rad}$ )	<800
Bunch Size (um)	<2000



利用中空通道等离子体中稳定的非对称电子束，实现正电子束的高效率尾场加速，效率超过30%，能散约1.6%  
W. Lu, et al., arXiv: 2012.06095v2


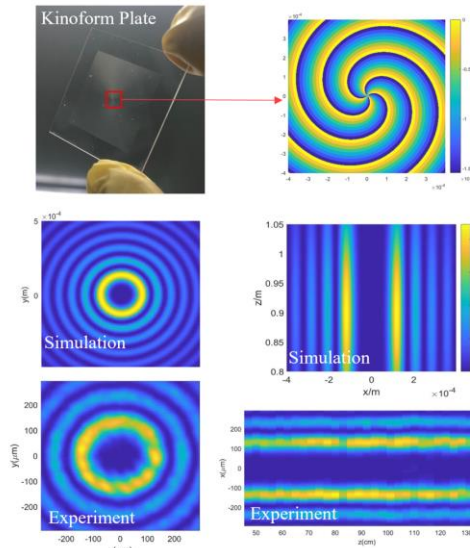


## Plasma dechirper exp. at THU



### Experiment Goal:

1. Decrease the energy spread from 1% to 0.1%
2. Study Hollow channel impact on beam quality





## ➤ High luminosities at H and Z factories

- Optimization of parameters, improving dynamic aperture(DA) to include errors and more effects
- New lattice for high luminosity at Higgs
- New RF section layout
- More detailed study of MDI
- Optimization of the booster design and magnets
- A new alternative design of the LINAC injector
- A new plasma injector design
- Injection design
- .....

## ➤ Accelerator Review Committee (ARC)

- Recommended by the IAC, established & met in November, 2019
- Next ARC meeting will be held in Nov., 2021

CDR scheme (Higgs)

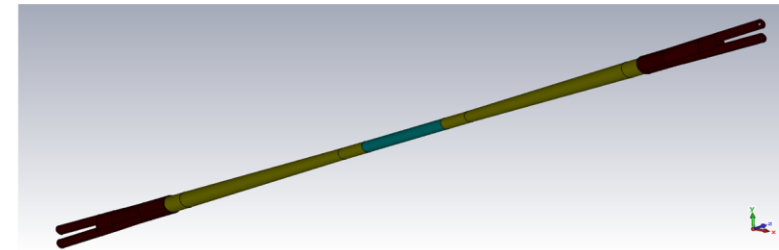
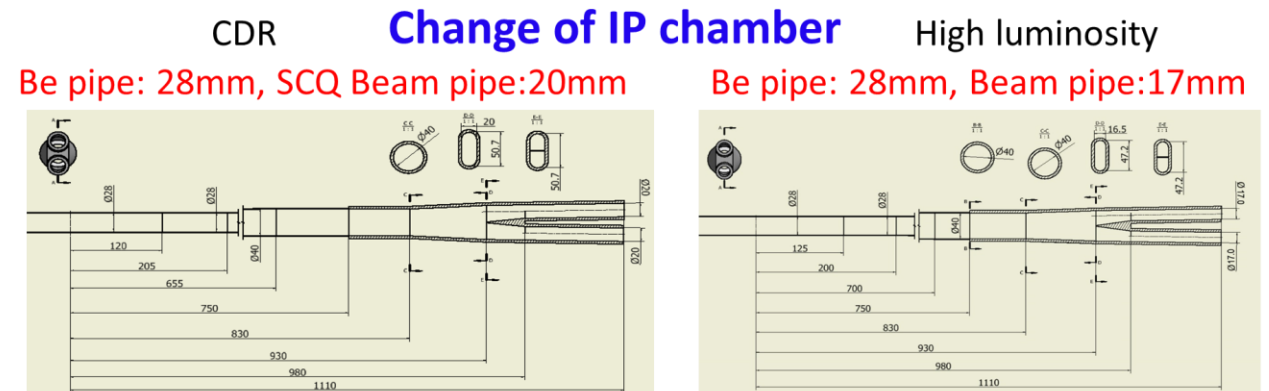
✓  $L^*=2.2\text{m}$ ,  $\theta_c=33\text{mrad}$ ,  $\beta_x^*=0.36\text{m}$ ,  $\beta_y^*=1.5\text{mm}$ , Emittance=1.2nm

- Strength requirements of anti-solenoids (peak field  $B_z \sim 7.2\text{T}$ )
- Two-in-one type SC quadrupole coils (Peak field 3.8T & 136T/m)

High luminosity scheme (Higgs)


✓  $L^*=1.9\text{m}$ ,  $\theta_c=33\text{mrad}$ ,  $\beta_x^*=0.33\text{m}$ ,  $\beta_y^*=1.0\text{mm}$ , Emittance=0.68nm

- Strength requirements of anti-solenoids (peak field  $B_z \sim 7.2\text{T}$ )
- Two-in-one type SC quadrupole coils (Peak field 3.8T & 141T/m) with room temperature vacuum chamber & Iron yoke



	Higgs	W	Z (3T)	Z (2T)
Number of IPs	2			
Beam energy (GeV)	120	80	45.5	
Circumference (km)	100			
Synchrotron radiation loss/turn (GeV)	1.73	0.34	0.036	
Crossing angle at IP (mrad)	16.5 × 2			
Piwinski angle	3.48	7.0	23.8	
Particles /bunch $N_e$ ( $10^{10}$ )	15.0	12.0	8.0	
Bunch number	242	1524	12000 (10% gap)	
Bunch spacing (ns)	680	210	25	
Beam current (mA)	17.4	87.9	461.0	
Synch. radiation power (MW)	30	30	16.5	
Bending radius (km)	10.7			
Momentum compaction ( $10^{-5}$ )	1.11			
$\beta$ function at IP $\beta_x^*/\beta_y^*$ (m)	0.36/0.0015	0.36/0.0015	0.2/0.0015	0.2/0.001
Emittance $x/y$ (nm)	1.21/0.0024	0.54/0.0016	0.18/0.004	0.18/0.0016
Beam size at IP $\sigma_x/\sigma_y$ ( $\mu\text{m}$ )	20.9/0.06	13.9/0.049	6.0/0.078	6.0/0.04
Beam-beam parameters $\xi_x/\xi_y$	0.018/0.109	0.013/0.123	0.004/0.06	0.004/0.079
RF voltage $V_{RF}$ (GV)	2.17	0.47	0.10	
RF frequency $f_{RF}$ (MHz)	650			
Harmonic number	216816			
Natural bunch length $\sigma_z$ (mm)	2.72	2.5	2.5	
Bunch length $\sigma_z$ (mm)	4.4	4.9	8.7	
Damping time $\tau_x/\tau_y/\tau_E$ (ms)	849.5/849.5/425.0			
Natural Chromaticities $\xi_x/\xi_y/\xi_E$	-1161	-1161	-513/-1594	
Beam-beam tune shift $\chi_x/\chi_y$	363.10 / 365.22			
Beam-beam parameter (2 cell)	0.065	0.040	0.028	
Natural energy spread (%)	0.100	0.066	0.038	
Energy spread (%)	0.134	0.098	0.080	
Energy acceptance requirement (%)	1.35	0.90	0.49	
Energy acceptance by RF (%)	2.06	1.47	1.70	
Photon number due to beamstrahlung	0.082	0.050	0.023	
Beamstrahlung lifetime /quantum lifetime <sup>†</sup> (min)	80/80	>400		
Lifetime (hour)	0.43	1.4	4.6	2.5
F (hour glass)	0.89	0.94	0.99	
Luminosity/IP ( $10^{34} \text{ cm}^{-2} \text{ s}^{-1}$ )	3	10	17	32

**2018 CDR Baseline Design**



	ttbar	Higgs	W	Z
Number of Ips	2			
Circumference [km]	100.0			
SR power per beam [MW]	30			
Half crossing angle at IP [mrad]	16.5			
Bending radius [km]	10.7			
Energy [GeV]	180	120	80	45.5
Energy loss per turn [GeV]	9.1	1.8	0.357	0.037
Piwinski angle	1.21	5.94	6.08	24.68
Bunch number	35	249	1297	11951
Bunch population [ $10^{10}$ ]	20	14	13.5	14
Beam current [mA]	3.3	16.7	84.1	803.5
Momentum compaction [ $10^{-5}$ ]	0.71	0.71	1.43	1.43
Beta functions at IP (bx/by) [m/mm]	1.04/2.7	0.33/1	0.21/1	0.13/0.9
Emittance (ex/ey) [nm/pm]	1.4/4.7	0.64/1.3	0.27/1.4	0.27/1.4
Beam size at IP (sigx/sigy) [ $\mu\text{m}/\text{nm}$ ]	39/113	15/2	6/35	6/35
Bunch length (SR/total) [mm]	2.2/2.9	2.5/4.9	2.5/8.7	2.5/8.7
Energy spread (SR/total) [%]	0.17	0.07/0.14	0.04/0.13	0.04/0.13
Energy acceptance (DA/RF) [%]		1.6/2.2	1.2/2.5	1.3/1.7
Beam-beam parameters (ksix/ksiy)	0.071/0.1	0.015/0.11	0.012/0.113	0.004/0.127
RF voltage [GV]	10	2.2	0.7	0.12
RF frequency [MHz]	650	650	650	650
HOM power per cavity (5/2/1cell)[kw]	0.4/0.2/0.1	1/0.4/0.2	-/1.8/0.9	-/5.8
Qx/Qy/Qs	0.12/0.22/0.078	0.12/0.22/0.049	0.12/0.22/	0.12/0.22/
Beam lifetime (bb/bs)[min]	81/23	39/18	60/717	80/182202
Beam lifetime [min]	18	12.3	55	80
Hour glass Factor	0.89	0.9	0.9	0.97
Luminosity per IP [ $1e34/\text{cm}^2/\text{s}$ ]	0.5	5.0	16	115

**2021 Improved Design**

67%↑

259%↑

<sup>†</sup> include beam-beam simulation and real lattice

- CEPC 650MHz 800kW klystron: **high efficiency (80%), fabrication will be completed in 2021, test in 2022**
- CEPC 650MHz SC accelerator system (cavities and cryomodules): **to complete test cryomodule in 2022**
- High precision booster dipole magnets: **to complete full-size magnet model in 2021**
- Collider dual aperture dipole, quadrupoles and sextupole magnets: **to complete full-size model in 2022**
- SC magnets including cryostats: **to complete short section test in 2022**
- Vacuum chamber system: **to complete construction and costing test in 2022**
- MDI mechanic system: **main connection removal to be tested in 2022**
- Collimator: **to complete model test in 2022**
- Linac components: **to complete key components test in 2022**
- Civil engineering design: **to complete reference implementation design in 2022**
- Plasma wakefield injector: **to complete the electron accelerator test in 2022**
- 18KW@4.5K cryoplant: **industrial partner**

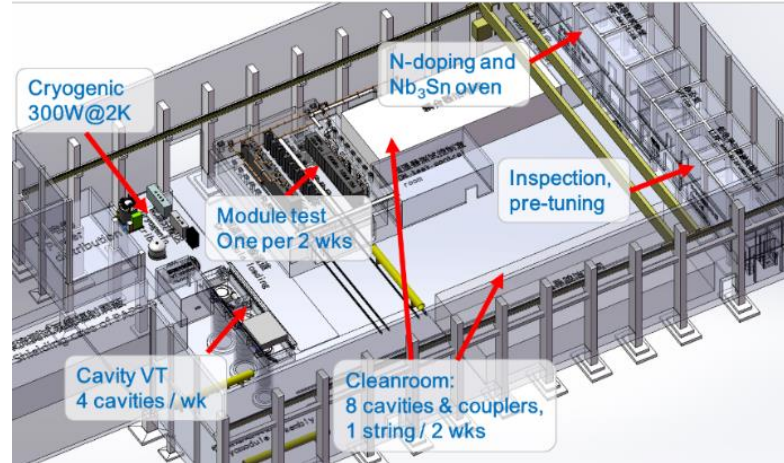
**Aiming for Accelerator TDR in 2022**



## CEPC SCRF test facility (Lab): Beijing Huairou (4500m<sup>2</sup>)



**New SC Lab Design (4500m<sup>2</sup>)**



**SC New Lab will be available in 2021**



**Cryogenic system hall in Jan. 16, 2020**



Vacuum furnace (doping & annealing)



Nb<sub>3</sub>Sn furnace



Nb/Cu sputtering device



Cavity inspection camera and grinder




9-cell cavity pre-tuning machine



Temperature & X-ray mapping system



Second sound cavity quench detection system



Helmholtz coil for cavity vertical test



Vertical test dewars

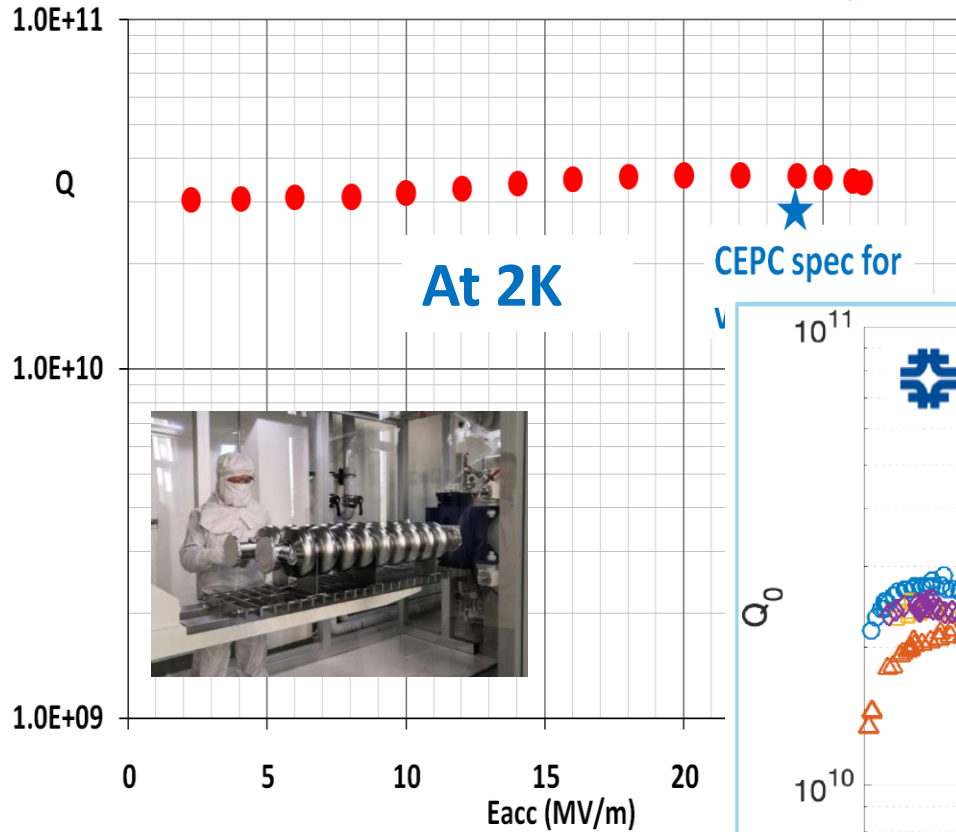


Horizontal test cryostat

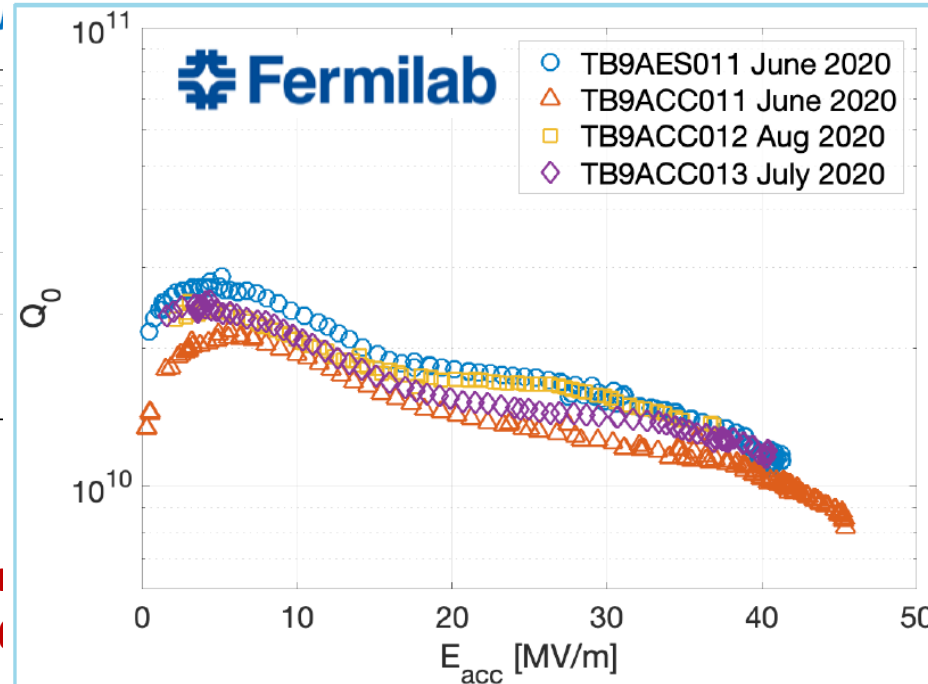
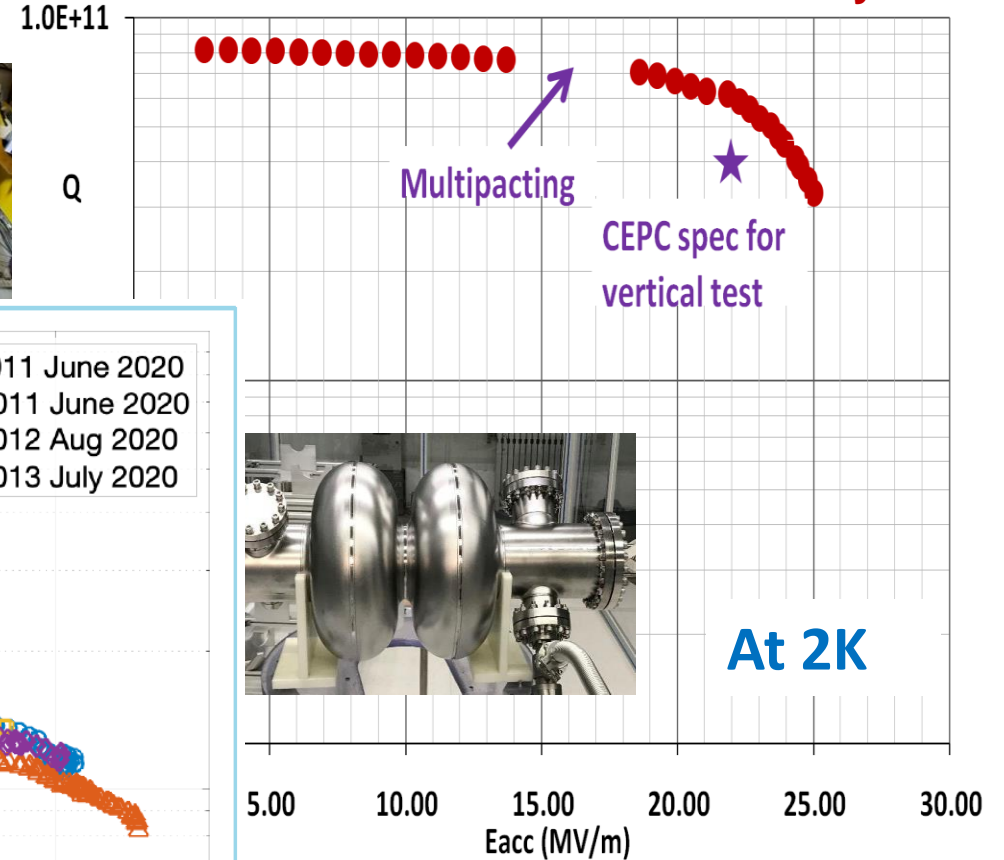


- **Booster 1.3 GHz 9-cell SCRF cavity:  $Q = 3.4E10$  @ 26.5 MV/m (中温退火)**
- **Collider ring 650 MHz 2-cell SCRF cavity:  $Q = 6.0E10$  @ 22.0 MV/m (掺氮)**
- **IHEP研制的超导加速腔性能指标已经达到并超过了CEPC的设计指标  $Q = 3 E10$**

Vertical test of 1.3 GHz 9-cell cavity



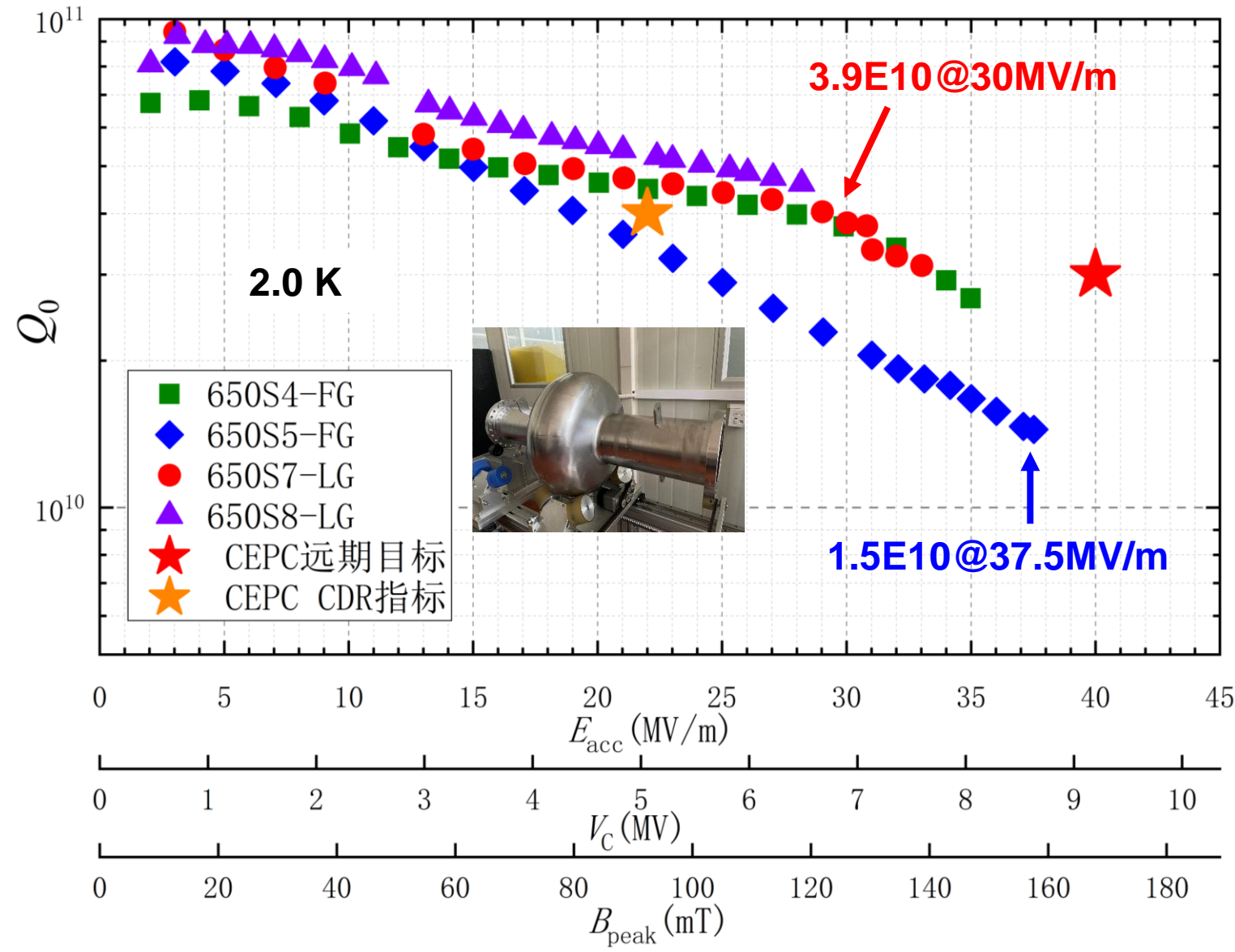
Vertical test of 650 MHz 2-cell cavity



Medium-temperature (Mid-T) annealing process adopted to reach  $Q = 3.4E10$  @ 26.5 MV/m

Ion beam adopted to reach  $Q = 6.0E10$  @ 22.0 MV/m

➤ IHEP在国际上首次成功实现 $3.9E10@30$  MV/m (650MHz 1-cell 超导腔)



CEPC目标:

$Q_0 = 3.0E10 @ 22$  MV/m


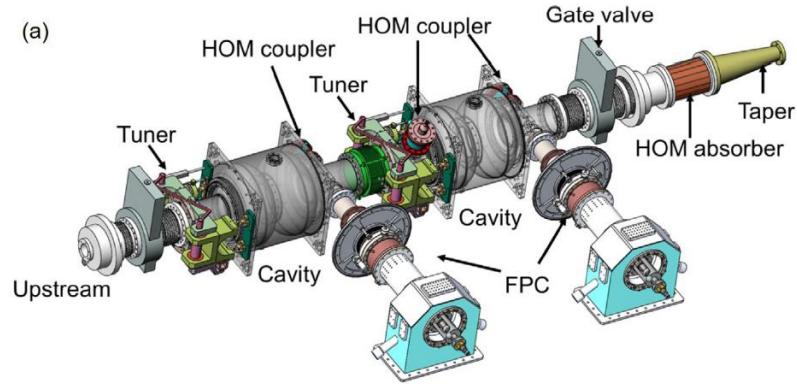
测试结果:

$Q_0 = 3.9E10 @ 30$  MV/m

$Q_0 = 1.5E10 @ 37.5$  MV/m




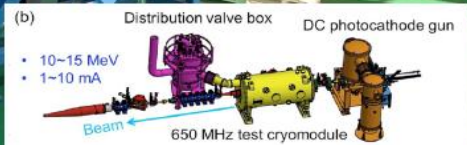

➤ 在先进光源研发与测试平台 (PAPS) 的支持下, 正在研制一台包含2个650MHz 2-cell超导腔及其附件的650MHz模组, 用于验证CEPC的关键技术。




国内首个超导腔大功率  
高阶模吸收器 (5kW)



国内首个可拆卸大功率  
高阶模耦合器 (1kW)




650MHz主耦合器 (400kW)  
世界上最大的耦合器之一




超导腔调谐器





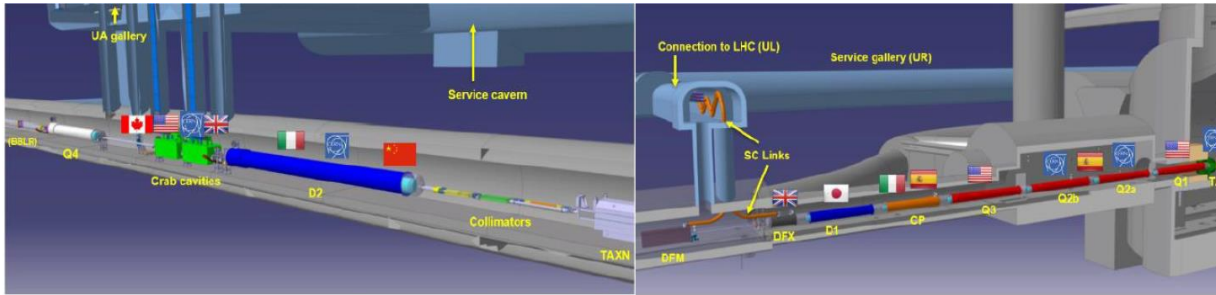
- 高效率束调管是CEPC加速器的关键核心技术之一
- 首个束调管样机通过测试，最大输出功率达到 700 kW (CW) 和 800 kW (Pulsed mode). **功率转换效率达到 ~ 62%**
- 第二个束调管样机已经研制成功，将运送到怀柔先进光源研发与测试平台 (PAPS) 进行测试，**设计效率: ~77%**
- 多束流束调管设计已完成，**设计效率: ~80.5%**



第二个束调管组装

首个束调管功率测试


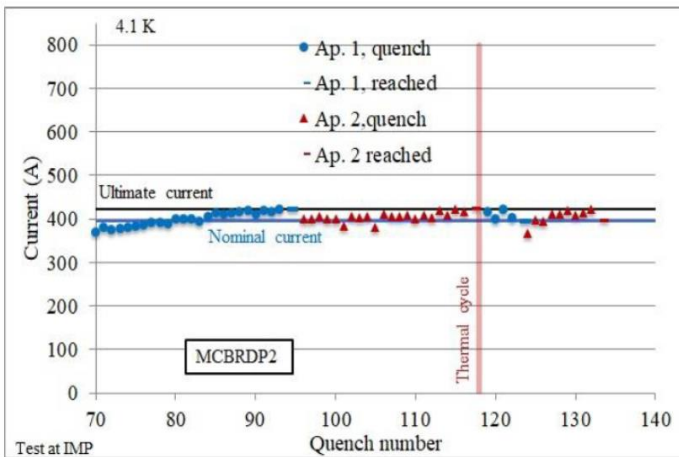




Layout of the HL-LHC Magnets and Contributors

China will provide 12+1 units CCT superconducting magnets for the HL-LHC project

After more than 1 month test and training at 4.2K, both apertures reached the design current at ultimate current, and the field quality is within the limit.



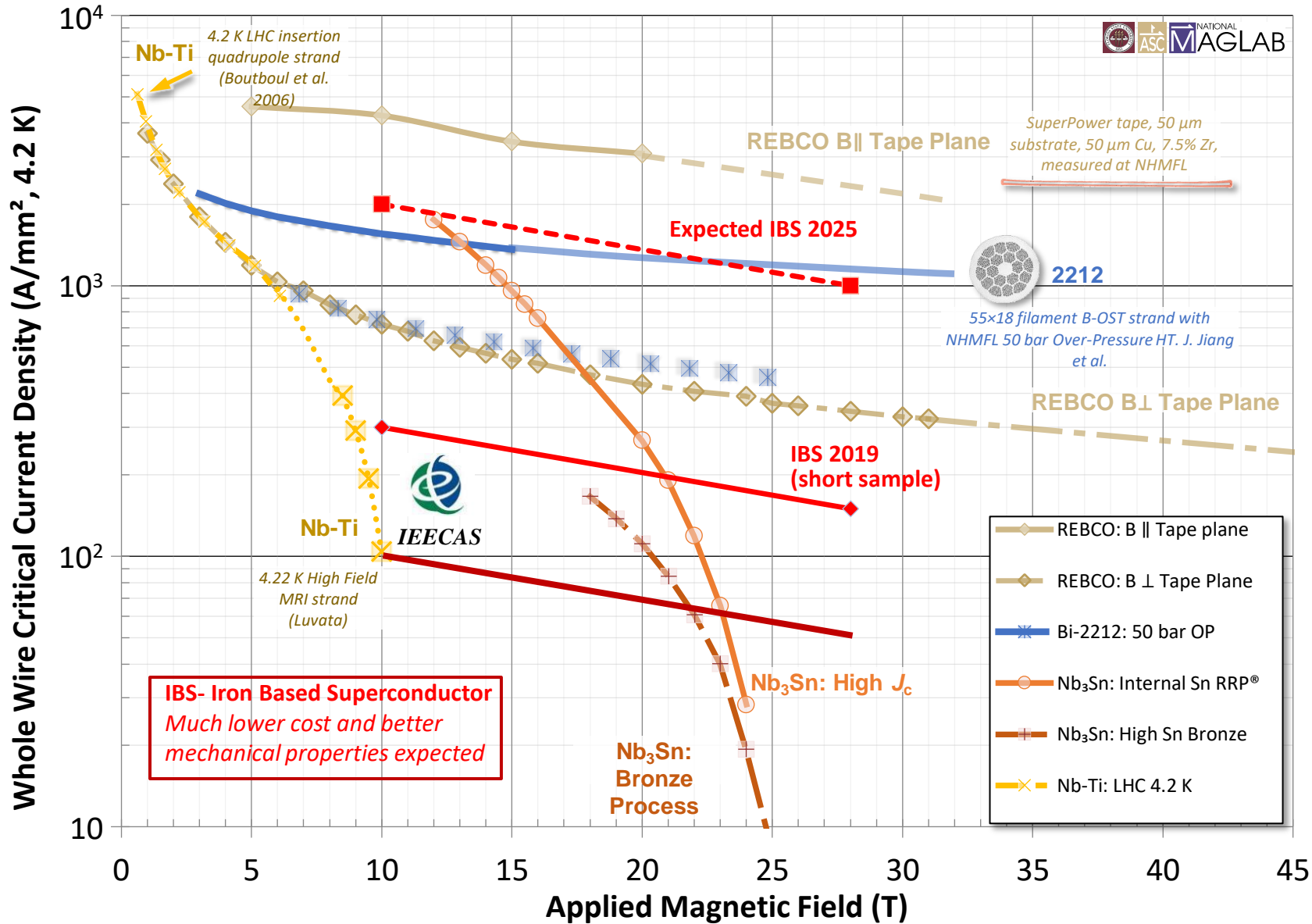
## Domestic Collaboration for HTS R&D

### Applied High Temperature Superconductor Collaboration (AHTSC)

- R&D from Fundamental sciences of superconductivity, advanced HTS superconductors to Magnet & SRF technology.
- Regular meetings every 3 months from Oct. 2016
- Goal:
  - Increasing  $J_c$  of iron-based superconductor by 10 times.
  - Reducing the cost of HTS conductors to be similar with “NbTi conductor”
  - Industrialization of the advanced superconductors, magnets and cavities

2020年国内首个HL-LHC超导磁铁样机(2\*2.6T)运到CERN, 通过了测试。目前正在批量试制中。

高能所与国内科研单位紧密合作, 开展实用化高温超导磁铁研制, 取得了重要进展。



## Fabrication and test of IBS solenoid coil at 24T



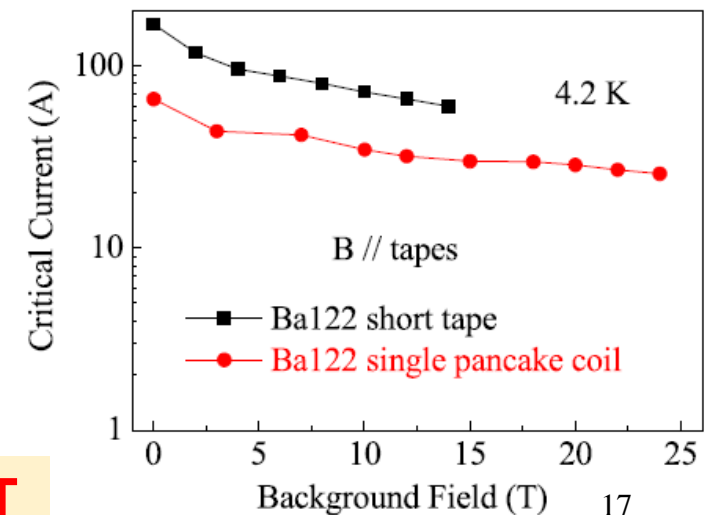
IOP Publishing  
 Supercond. Sci. Technol. 32 (2019) 04LT01 (5pp)  
 Superconductor Science and Technology  
<https://doi.org/10.1088/1361-6668/ab09a4>

Letter

### First performance test of a 30mm iron-based superconductor single pancake coil under a 24T background field

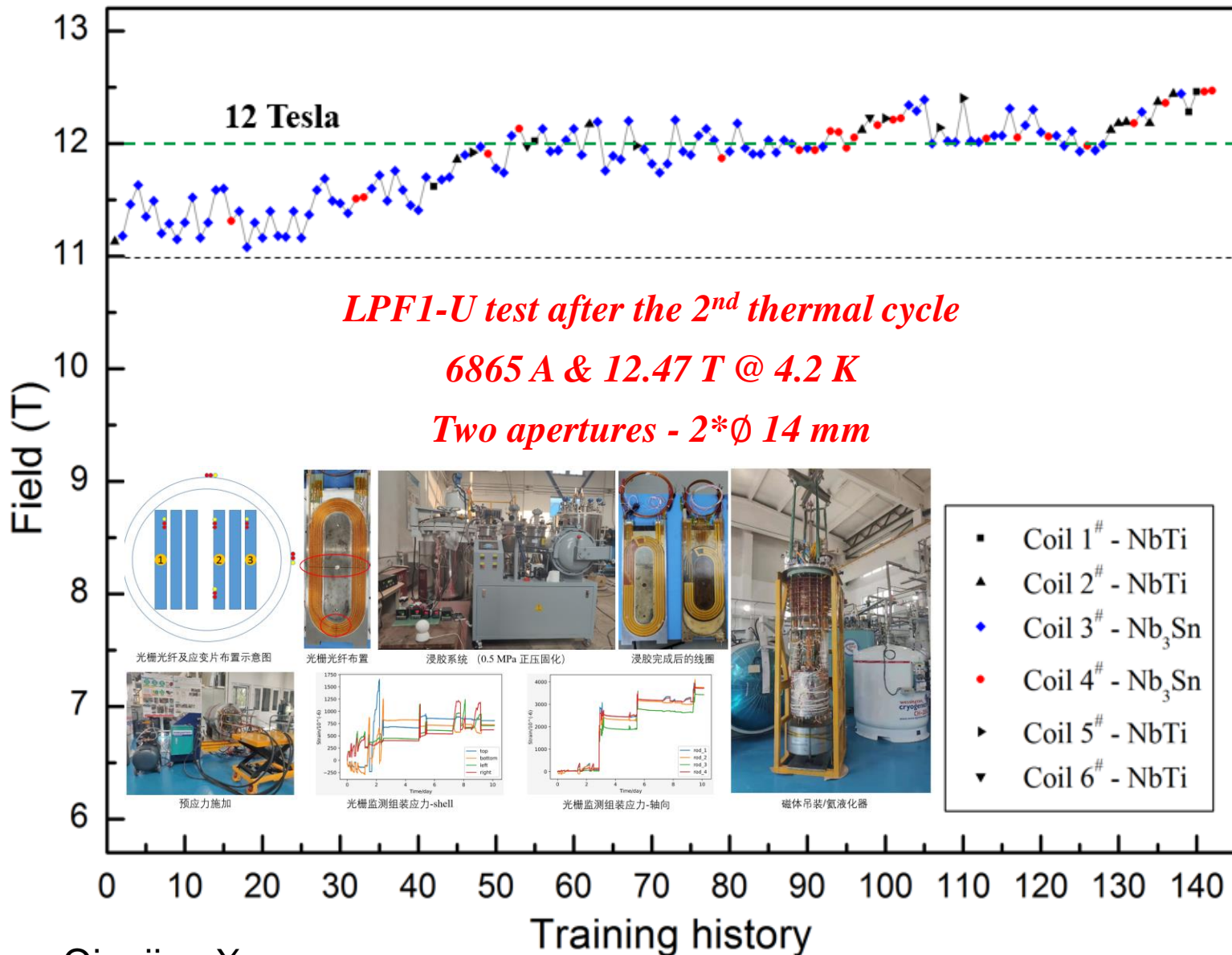
Dongliang Wang<sup>1,2,5</sup>, Zhan Zhang<sup>3,5</sup>, Xianping Zhang<sup>1,2</sup>, Donghui Jiang<sup>1</sup>, Chiheng Dong<sup>1</sup>, He Huang<sup>1,2</sup>, Wenge Chen<sup>1</sup>, Qingjin Xu<sup>3,6</sup> and Yanwei Ma<sup>1,2,6</sup>

<sup>1</sup> Key Laboratory of Applied Superconductivity, Institute of Electrical Engineering, Chinese Academy of Sciences, Beijing 100190, People's Republic of China  
<sup>2</sup> University of Chinese Academy of Sciences, Beijing 100049, People's Republic of China  
<sup>3</sup> Institute of High Energy Physics, Chinese Academy of Sciences, Beijing 100049, People's Republic of China  
<sup>4</sup> High Magnetic Field Laboratory, Chinese Academy of Sciences, Hefei 230031, People's Republic of China



开展铁基超导研制，成功研制30mm IBS螺线圈磁铁，测试磁场达到24T





Qingjing Xu.



Domestic Superconducting Dipole Magnet Reaches 12 Tesla

Contact  
GUO Lijun

Editor: LIU Jie | Jun 17, 2021



The high-field superconducting magnet team of Institute of High Energy Physics (IHE) Sciences has made progress in a new round of performance tests that ended on Jun magnet developed by the team exceeded 12 T (Tesla) in two apertures at 4.2 K, read performance capacity of the superconducting wire. This magnet, including its design coils, and related equipment and platform, is based on domestic technologies.

## 中国自主研制超导二极磁体磁场强度突破12特斯拉

中国新闻网  
2021-06-16 21:26:21

At present, the magnetic field record for a dipole magnet without aperture is 16 T and for Nuclear Research (CERN). The record for a single-aperture dipole magnet is 14 T.



首页 研习 新闻 前沿 国际 访谈 专题

首页 > 科技新闻 > 正文

## 我国自主研制的超导二极磁体

2021-06-16 21:07:11来源



科技日报北京6月16日电(记者 陆成宽)16日,记者从超导二极实验磁体,在新一轮性能测试实验中取得突破性进展,在12.47 T(特斯拉)磁场强度,达到超导线材临界性能的85%以上。该磁体的装备与测试平台,均基于国内自主技术路线。

中新社北京6月16日电(记者 孙自法)中国科学院高能物理研究所(中科院高能所)16日发布消息,该所高场超导磁体团队自主研制的全国产超导二极磁体在最新结束的新一轮性能测试实验中取得突破性进展,该磁体在4.2K(零下269摄氏度)下两个孔径内实现超过12特斯拉(T, Tesla)磁场强度,达到超导线材临界性能的85%以上。

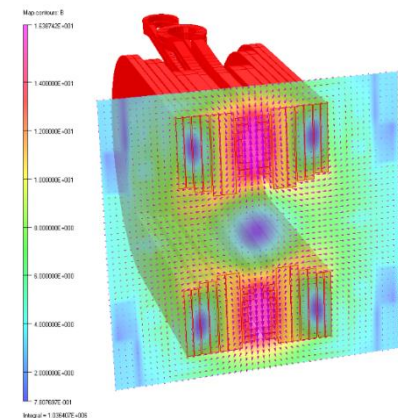
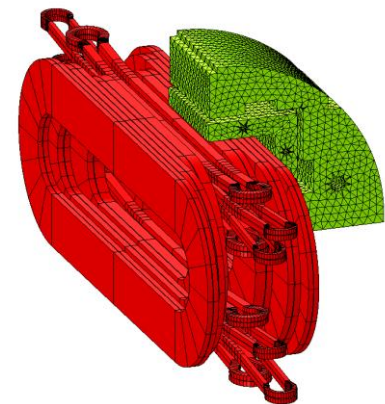
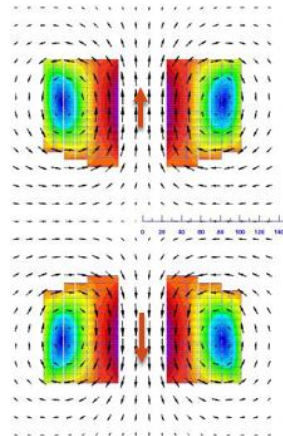
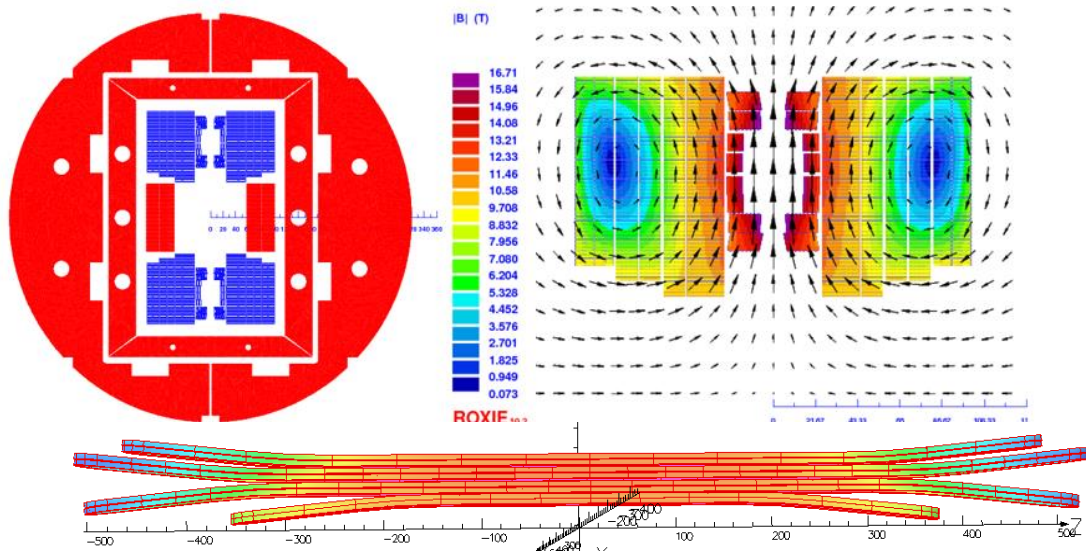
中科院高能所团队研制的该超导

高场超导磁体提供的强磁场可以实现高能带电粒子束流的轨迹及尺寸控制,是基础物理研究、先进核聚变能源技术以及高能粒子加速器建设的核心需求。欧洲及美国未来十年高能物理发展战略中均把高场超导磁体技术列为优先发展的关键核心技术之一;同时,正在开展的热核聚变实验堆计划也无一例外地依赖高场超导磁体技术。

目前,加速器超导磁体的最高磁场强度记录为欧洲核子研究中心保持的16T无孔径二极实验磁体,以及美国费米

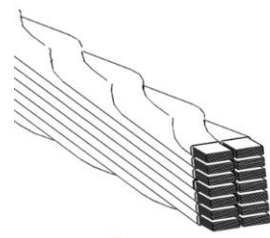
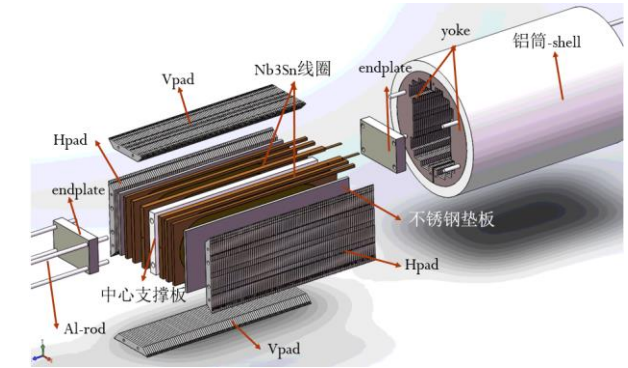
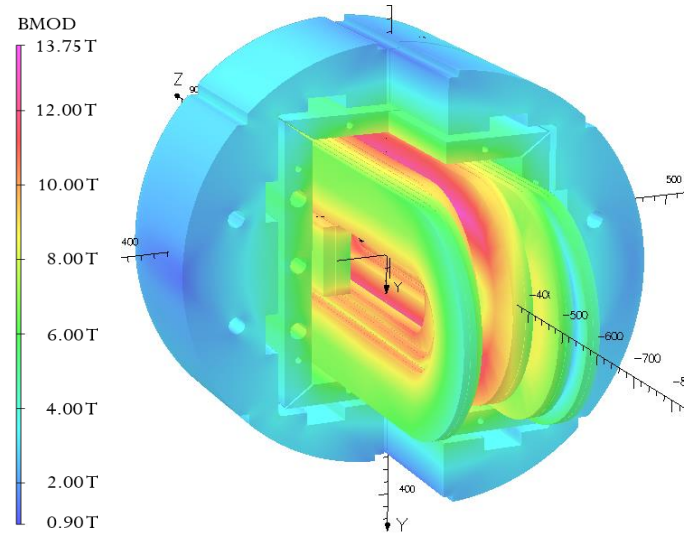


## LPF3 16T 二极磁体研制: $Nb_3Sn$ 12~13 T + HTS 3~4 T



16-T 大孔径高场超导二极磁体 LPF3 ( $Nb_3Sn$ -13T+HTS-3T) 电磁设计

### 新型 HTS 换位电缆



2020.08 2020.10 2021.01 2021.04 2021.06

制备第一根样缆 制备第二根样缆

性能提升: 1. 导体长度增加; 2. 导体内部结构优化; 3. 导体材料选择; 4. 导体表面处理; 5. 导体冷却系统优化.

问题: 1. 导体内部结构优化; 2. 导体材料选择; 3. 导体表面处理; 4. 导体冷却系统优化.

解决: 1. 导体内部结构优化; 2. 导体材料选择; 3. 导体表面处理; 4. 导体冷却系统优化.

制备第一根样缆 制备第二根样缆

性能提升: 1. 导体长度增加; 2. 导体内部结构优化; 3. 导体材料选择; 4. 导体表面处理; 5. 导体冷却系统优化.

问题: 1. 导体内部结构优化; 2. 导体材料选择; 3. 导体表面处理; 4. 导体冷却系统优化.

解决: 1. 导体内部结构优化; 2. 导体材料选择; 3. 导体表面处理; 4. 导体冷却系统优化.



ACT CORC®

MIT Twisted Stacked-Tape Cable

XIT Roebel cable

Goals: High current Transposed conductors Current sharing




cross-section view of prototype cable

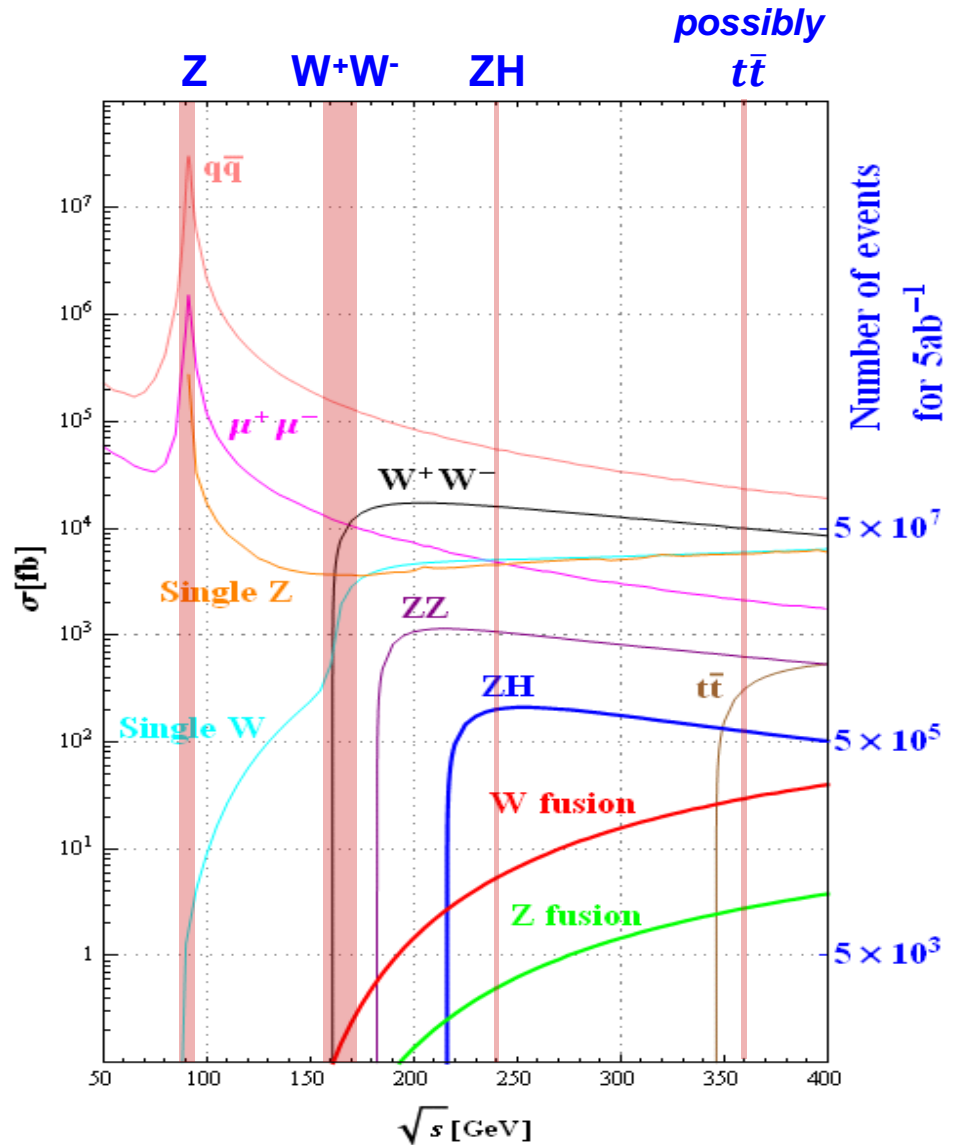
13-T 及以上背场磁体正在研制过程中

LPF3 背场磁体研制计划表



➤ Magnets, EM-separators, Vacuum Pipes, ...





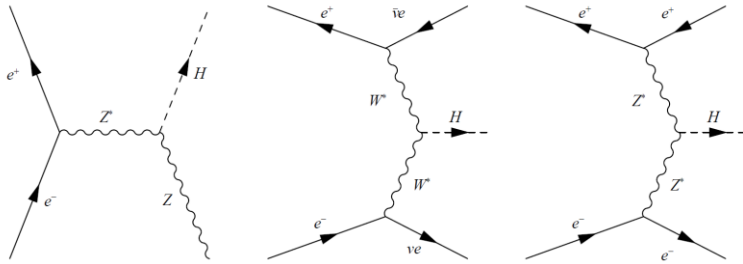
Operation mode		ZH	Z	W <sup>+</sup> W <sup>-</sup>
$\sqrt{s}$ [GeV]		~240	~91.2	158-172
Run time [years]		7	2	1
CDR	$L / \text{IP}$ [ $\times 10^{34} \text{cm}^{-2}\text{s}^{-1}$ ]	3	32	10
	$\int L dt$ [ $\text{ab}^{-1}$ , 2 IPs]	5.6	16	2.6
	Event yields [2 IPs]	$1 \times 10^6$	$7 \times 10^{11}$	$2 \times 10^7$
Latest	$L / \text{IP}$ [ $\times 10^{34} \text{cm}^{-2}\text{s}^{-1}$ ]	5.0	115	15.4

The large samples from 2 IPs:  
 $\sim 10^6$  Higgs,  $\sim 2 \times 10^7$  W,  $\sim 7 \times 10^{11}$  Z bosons

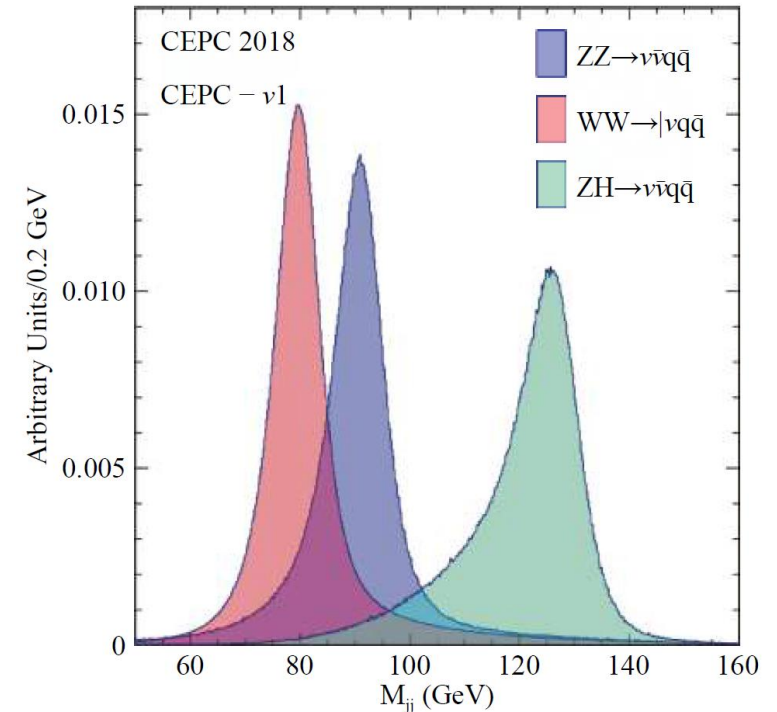
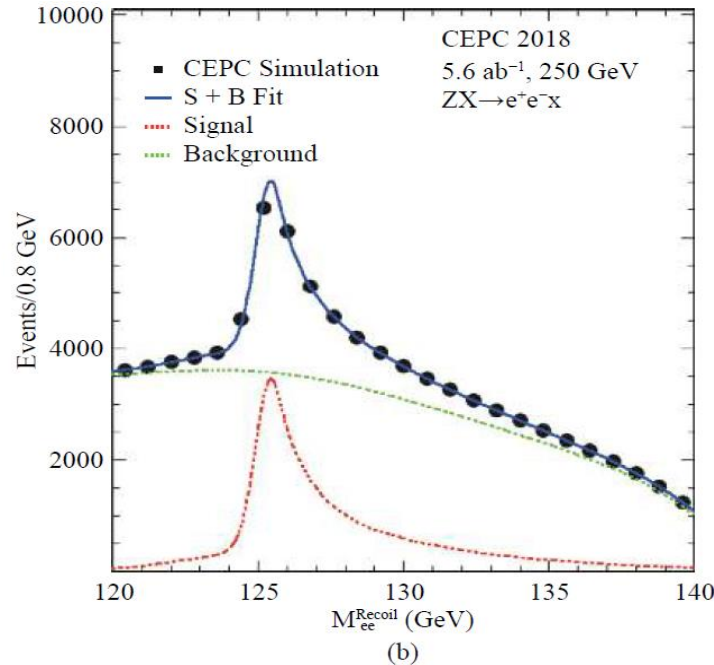
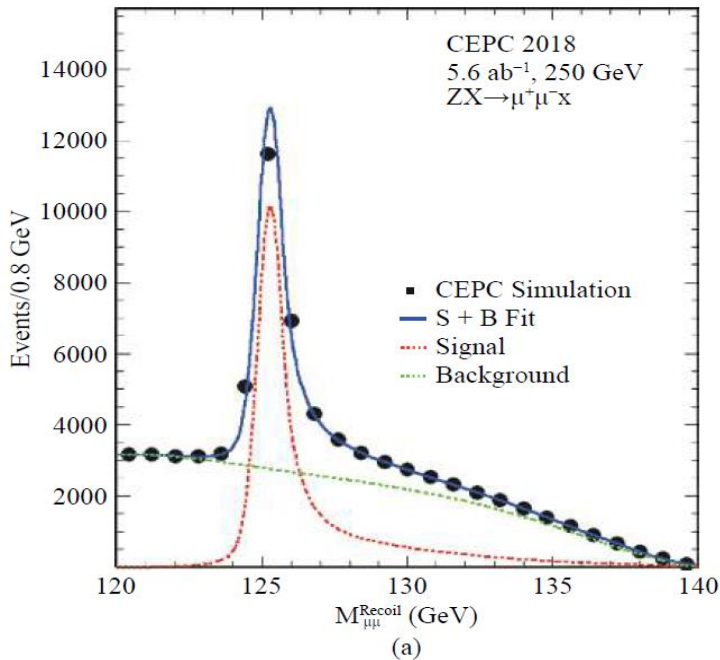
- **CEPC Conceptual Design Report:**  
 Volume 1 – Accelerator, [arXiv:1809.00285](https://arxiv.org/abs/1809.00285)  
 Volume 2 – Physics & Detector, [arXiv:1811.10545](https://arxiv.org/abs/1811.10545)



## $e^+e^-$ annihilations at the CEPC



- CEPC can make detailed study of various physics processes
- Higgs bosons are detected via recoil mass of the reconstructed Z, allowing for model independent & full investigation of the Higgs and any new physics that Higgs may reveal
- Very challenging events with missing neutrinos and jets are well reconstructed and identified

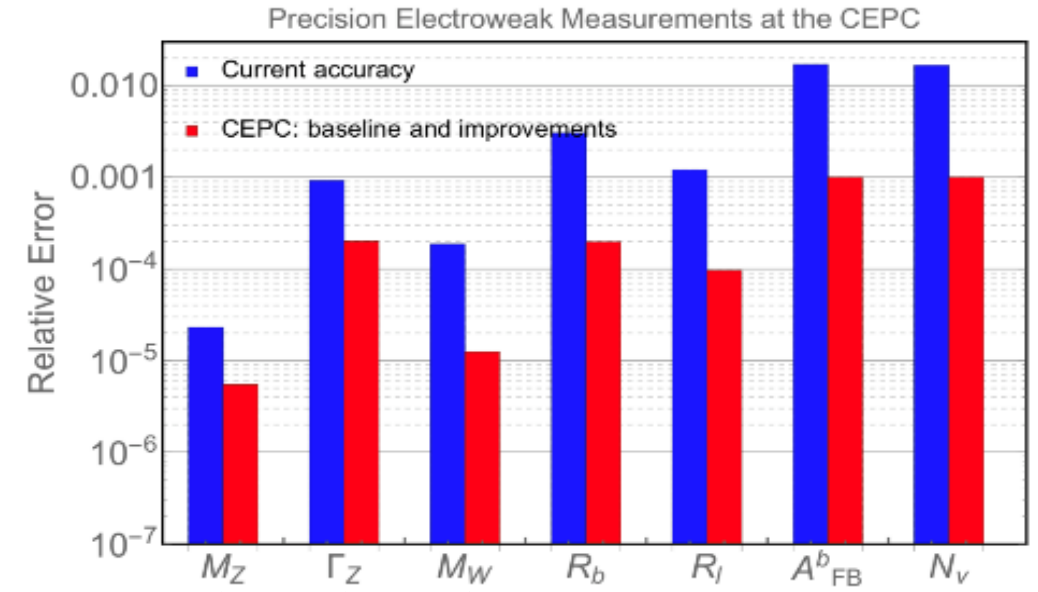
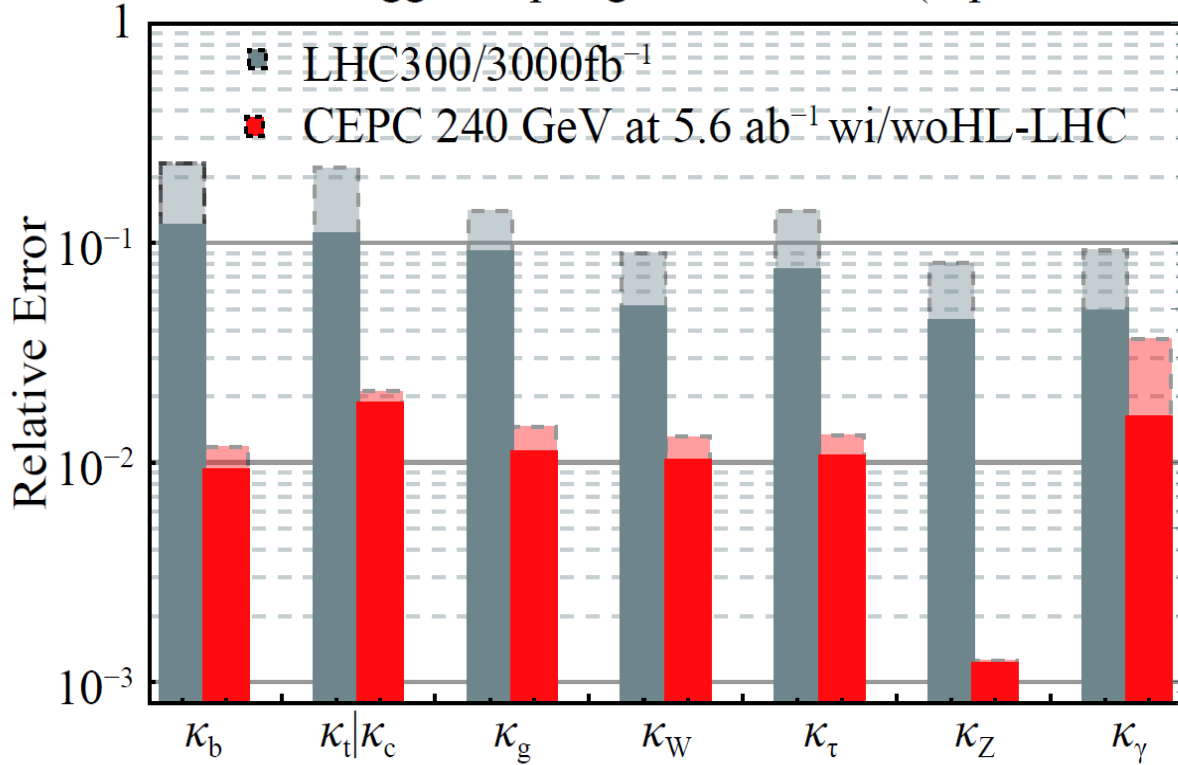


Order of magnitude improvement in precision  $\Rightarrow$  Unknown / discoveries

CEPC 使希格斯耦合参数测量精度比HL-LHC实验提高 5-10 倍

CEPC 对电弱参数测量精度比当前实验精度提高约5-10倍

Precision of Higgs coupling measurement (7-parameter Fit)

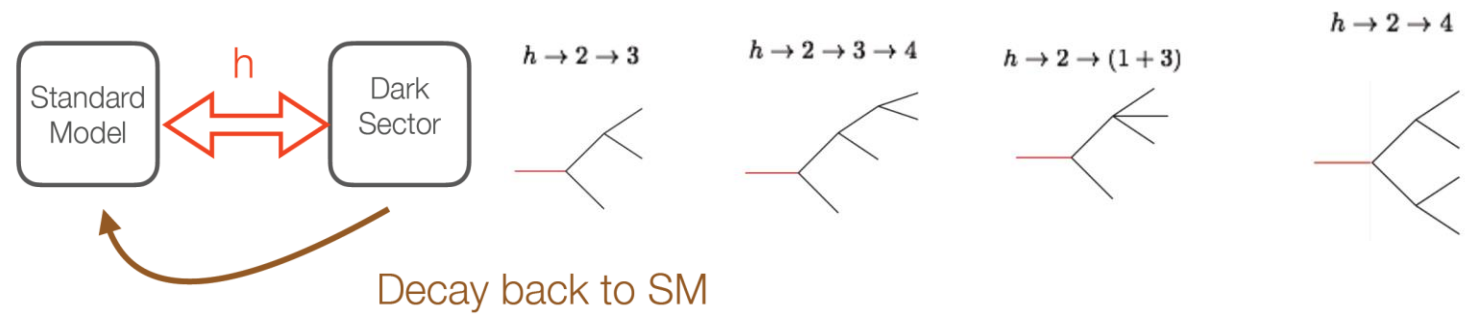
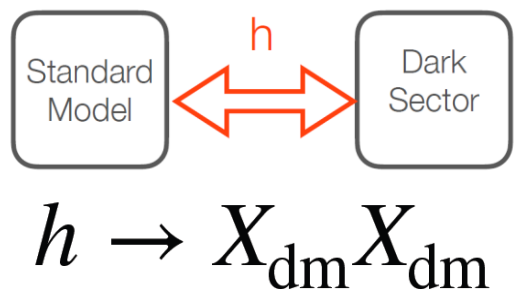


~2 → 0.5 MeV (for  $M_Z$ ,  $\Gamma_Z$ )  
 ~13 → 1 MeV (for  $M_W$ )

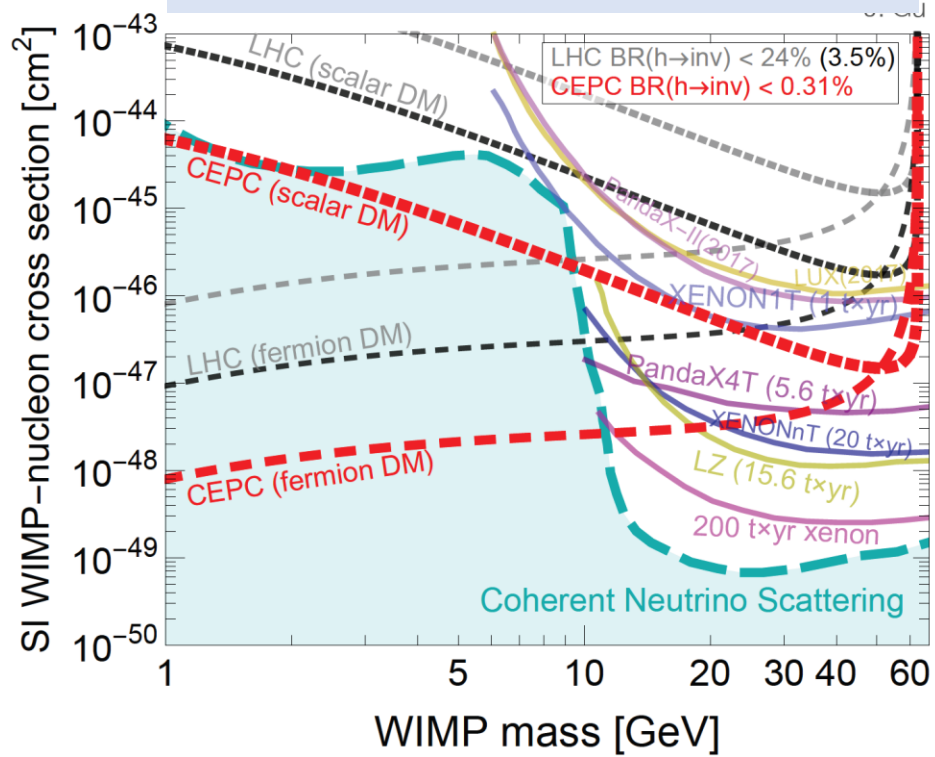
《Precision Higgs Physics at CEPC》  
 荣获中国物理学会2020年度最有影响论文奖  
 Chinese Physics C, 43 (2019) 043002

- Precision EW measurements,
- Flavor physics (b, c, tau),
- Study of QCD,
- Probe physics BSM.



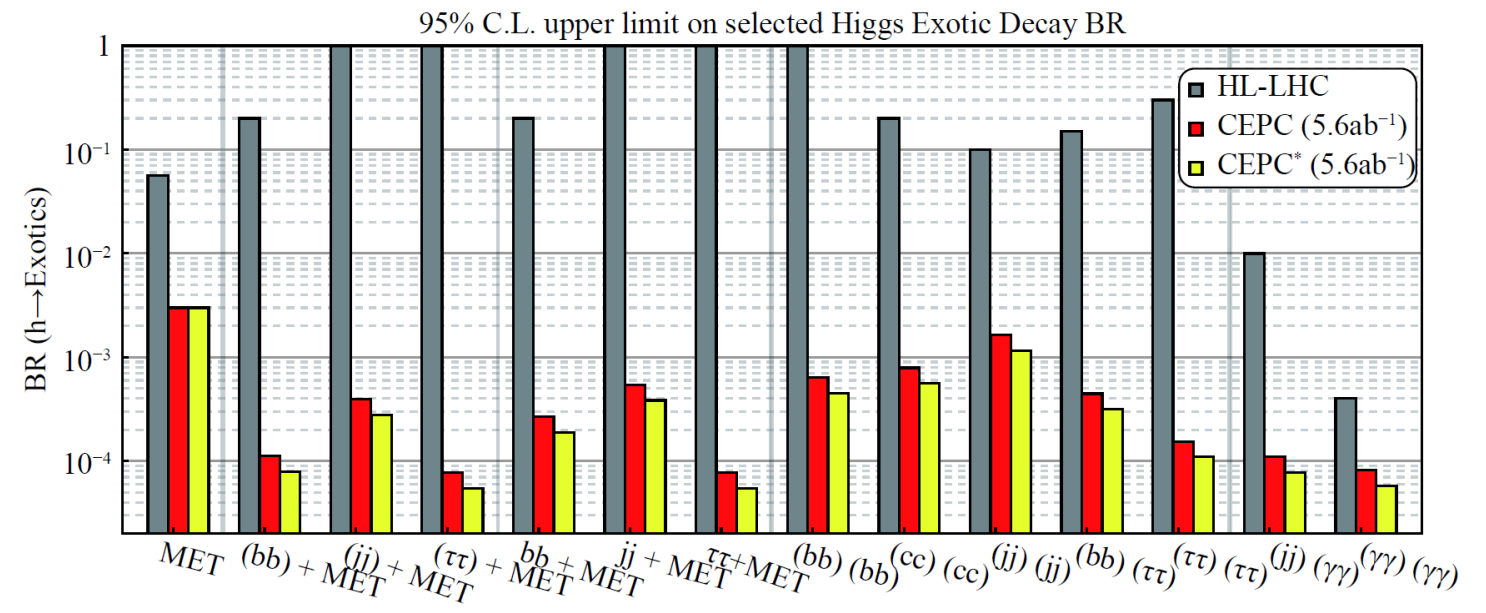


**CEPC 对暗物质的探测灵敏度比LHC实验提高约一个数量级**

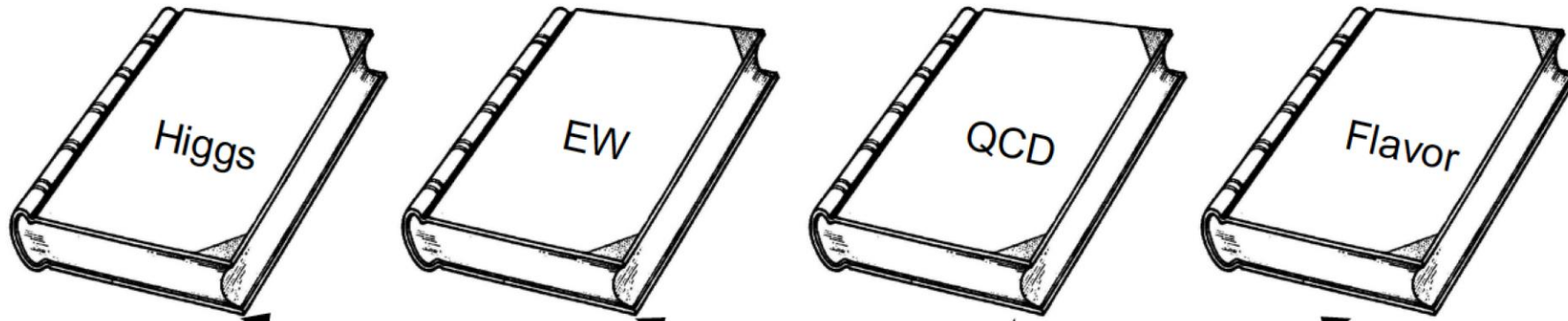


**Higgs decays into BSM particles,  $H \rightarrow X_1 X_2$**

**CEPC 对新物理探测灵敏度比LHC实验提高约2-3个数量级**

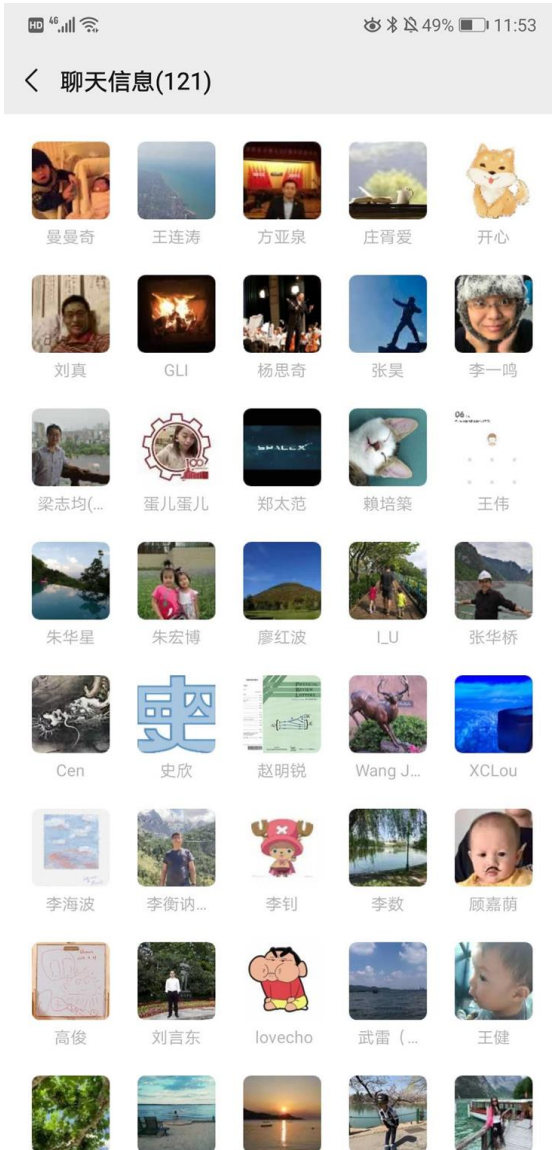


# White papers



- To promote the physics study at TDR & to converge to the Physics White Papers
- Physics white papers:
  - Physics handbooks for new comers: PostDoc/Student
  - Official references for the physics potential
  - Guideline for future detector design/optimization
- Higgs white paper published in 2019





WG	Lol
EF01	Higgs boson CP properties at CEPC
	Measurement of branching fractions of Higgs hadronic decays
EF02	Study of Electroweak Phase Transition in Exotic Higgs Decays with CEPC Detector Simulation
	Complementary Heavy neutrino search in Rare Higgs Decays
EF03	Feasibility study of CP-violating Phase $\phi_s$ measurement via $B_s \rightarrow J/\psi \phi$ channel at CEPC
	Probing top quark FCNC couplings $tq\gamma$ , $tqZ$ at future $e^+e^-$ collider
EF04	Searching for $B_s \rightarrow \phi \nu \nu$ and other $b \rightarrow s \nu \nu$ processes at CEPC
	Measurement of the leptonic effective weak mixing angle at CEPC
EF05-07	Probing new physics with the measurements of $e^+e^- \rightarrow W^+W^-$ at CEPC with optimal observables
	NNLO electroweak correction to Higgs and Z associated production at future Higgs factory
EF08	Exclusive Z decays
	SUSY global fits with future colliders using GAMBIT
EF09-10	Probing Supersymmetry and Dark Matter at the CEPC, FCCee, and ILC
	Search for $t + j + \text{MET}$ signals from dark matter models at future $e^+e^-$ collider
	Search for Asymmetric Dark Matter model at CEPC by displaced lepton jets
	Dark Matter via Higgs portal at CEPC
	Lepton portal dark matter, gravitational waves and collider phenomenology

# Snowmass — Letters of Intent

14 CEPC-Related Detector LoI submitted

<https://indico.ihep.ac.cn/event/12410/>

## Detector R&D

Conveners: Joao Guimaraes Costa, WANG Jianchun, Mr. Manqi Ruan (IHEP)

### 15:00 CEPC Detectors Overview LoI 1'

CEPC Detector Overview LOI  
SNOWMASS21-EF1\_EF4-IF9\_IF0-260.pdf

Speakers: Joao Guimaraes Costa, Mr. Manqi Ruan (IHEP), WANG Jianchun

Material: [Paper](#) [Slides](#)

### 15:02 IDEA Concept 1'

Speaker: Franco Bedeschi (INFN-Pisa)

Material: [Paper](#)

### 15:03 Dual Readout Calorimeter 1'

Speaker: Roberto Ferrari (INFN)

Material: [Paper](#)

### 15:04 Drift Chamber 1'

Speaker: Franco Grancagnolo

Material: [Paper](#)

### 15:06 mu-RWELL (muons, preshower) 1'

Speaker: Paolo Giacomelli (INFN-Bo)

Material: [Paper](#)

### 15:08 Time Detector LoI 1'

Speaker: Prof. Zhijun Liang (IHEP)

Material: [Slides](#)

### 15:09 Key4hep 1'

Speakers: Dr. Weidong Li (高能所), Dr. Tao LIN (高能所), Prof. Xingtao Huang (Shandong University), Wenxing Fang (Beihang University)

Material: [Slides](#)

### 15:10 PFA Calorimeter 1'

Speakers: Haijun Yang (Shanghai Jiao Tong University), Dr. Jianbei Liu (University of Science and Technology of China), Dr. Yong Liu (Institute of High Energy Physics)

Material: [Slides](#)

### 15:11 High Granularity Crystal Calorimeter 1'

Speaker: Dr. Yong Liu (Institute of High Energy Physics)

Material: [Paper](#) [Slides](#)

### 15:12 Muon Scintillator Detector 1'

Speaker: Dr. Xiaolong Wang (Institute of Modern Physics, Fudan University)

Material: [document](#)

### 15:13 Vertex LoI 1'

Speaker: Prof. Zhijun Liang (IHEP)

Material: [Slides](#)

### 15:15 MDI LoI 1'

Speaker: Dr. Hongbo ZHU (IHEP)

Material: [Slides](#)

### 15:16 TPC LoI 1'

Speaker: Dr. Huirong Qi (Institute of High Energy Physics, CAS)

Material: [Slides](#)

### 15:17 Solenoid R&D LoI 1'

Speaker: Dr. Feipeng NING (IHEP)

Material: [Slides](#)

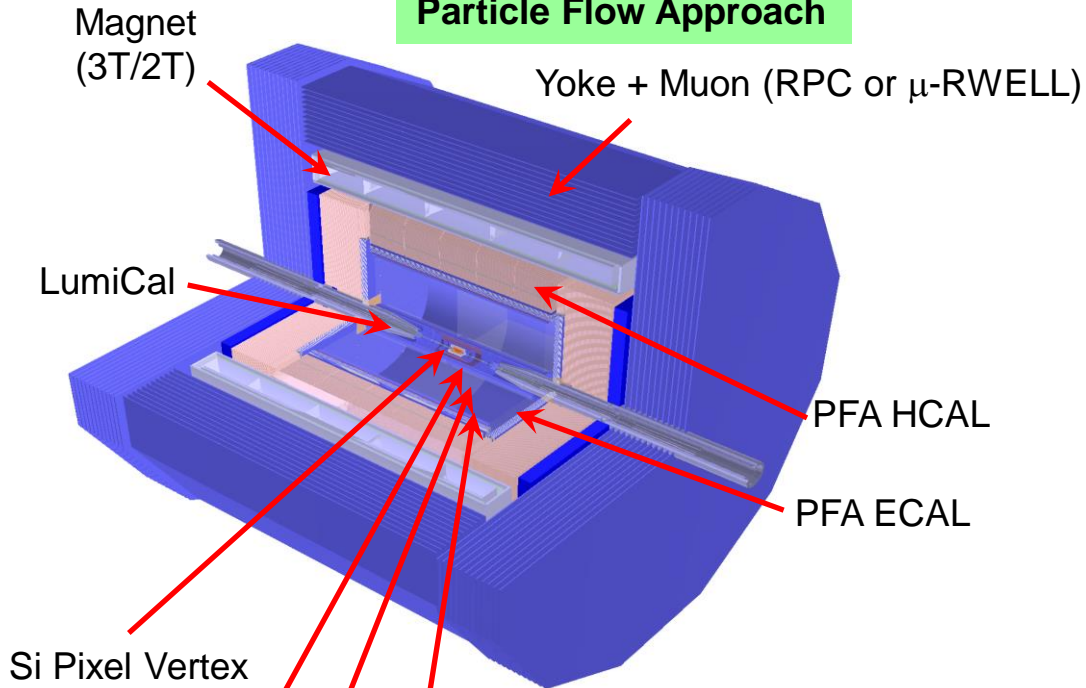


## The physics motivations dictate our selection of detector technologies

Physics process	Measurands	Detector subsystem	Performance requirement
$ZH, Z \rightarrow e^+e^-, \mu^+\mu^-$ $H \rightarrow \mu^+\mu^-$	$m_H, \sigma(ZH)$ $\text{BR}(H \rightarrow \mu^+\mu^-)$	Tracker	$\Delta(1/p_T) =$ $2 \times 10^{-5} \oplus \frac{0.001}{p(\text{GeV}) \sin^{3/2} \theta}$
$H \rightarrow b\bar{b}/c\bar{c}/gg$	$\text{BR}(H \rightarrow b\bar{b}/c\bar{c}/gg)$	Vertex	$\sigma_{r\phi} =$ $5 \oplus \frac{10}{p(\text{GeV}) \times \sin^{3/2} \theta} (\mu\text{m})$
$H \rightarrow q\bar{q}, WW^*, ZZ^*$	$\text{BR}(H \rightarrow q\bar{q}, WW^*, ZZ^*)$	ECAL HCAL	$\sigma_E^{\text{jet}}/E =$ $3 \sim 4\% \text{ at } 100 \text{ GeV}$
$H \rightarrow \gamma\gamma$	$\text{BR}(H \rightarrow \gamma\gamma)$	ECAL	$\Delta E/E =$ $\frac{0.20}{\sqrt{E(\text{GeV})}} \oplus 0.01$

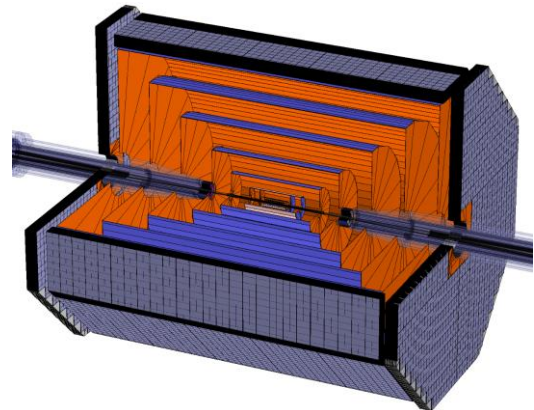
- **Flavor physics**  $\Rightarrow$  **Excellent PID, better than  $2\sigma$  separation of  $\pi/K$  at momentum up to  $\sim 20$  GeV.**
- **EW measurements**  $\Rightarrow$  **High precision luminosity measurement,  $\delta L / L \sim 10^{-4}$ .**

## (Baseline Design) Particle Flow Approach

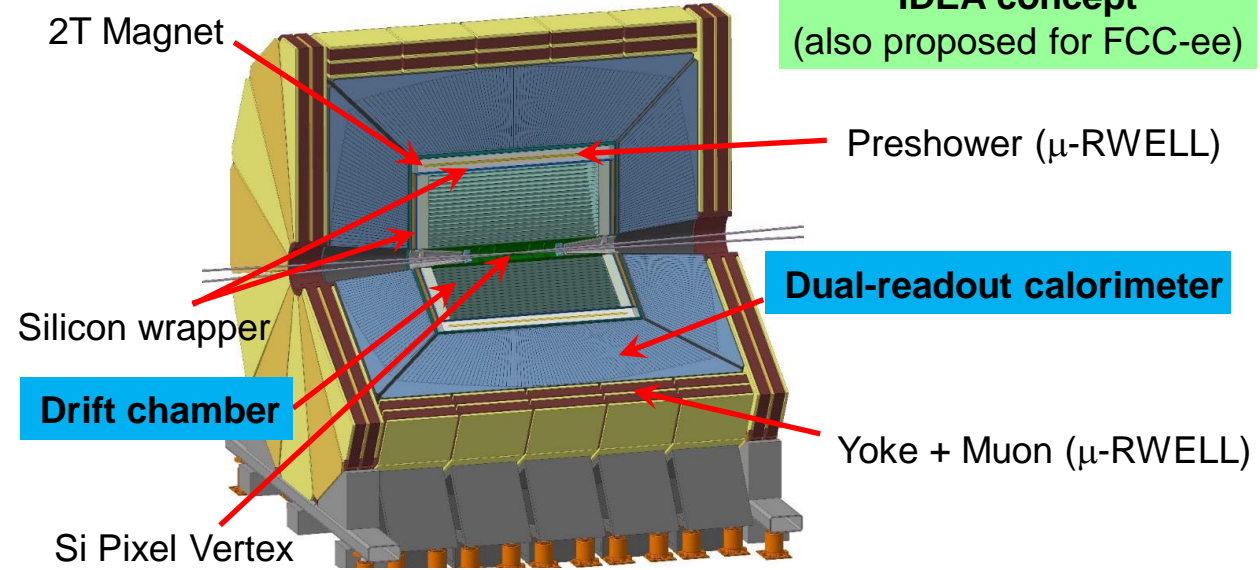


SIT TPC SET  
FTD ETD

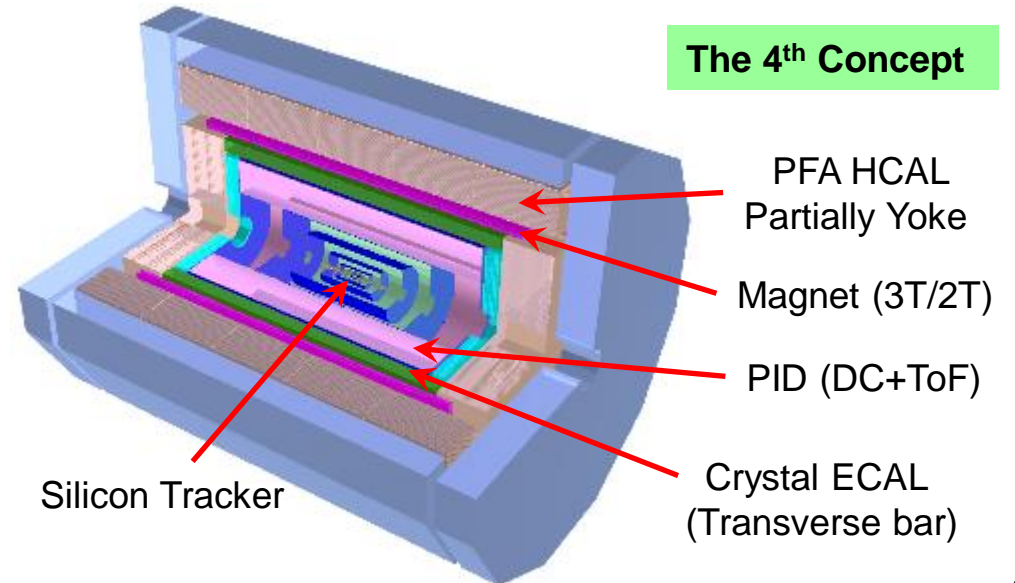
## FST concept (Full Silicon Tracker)



## IDEA concept (also proposed for FCC-ee)

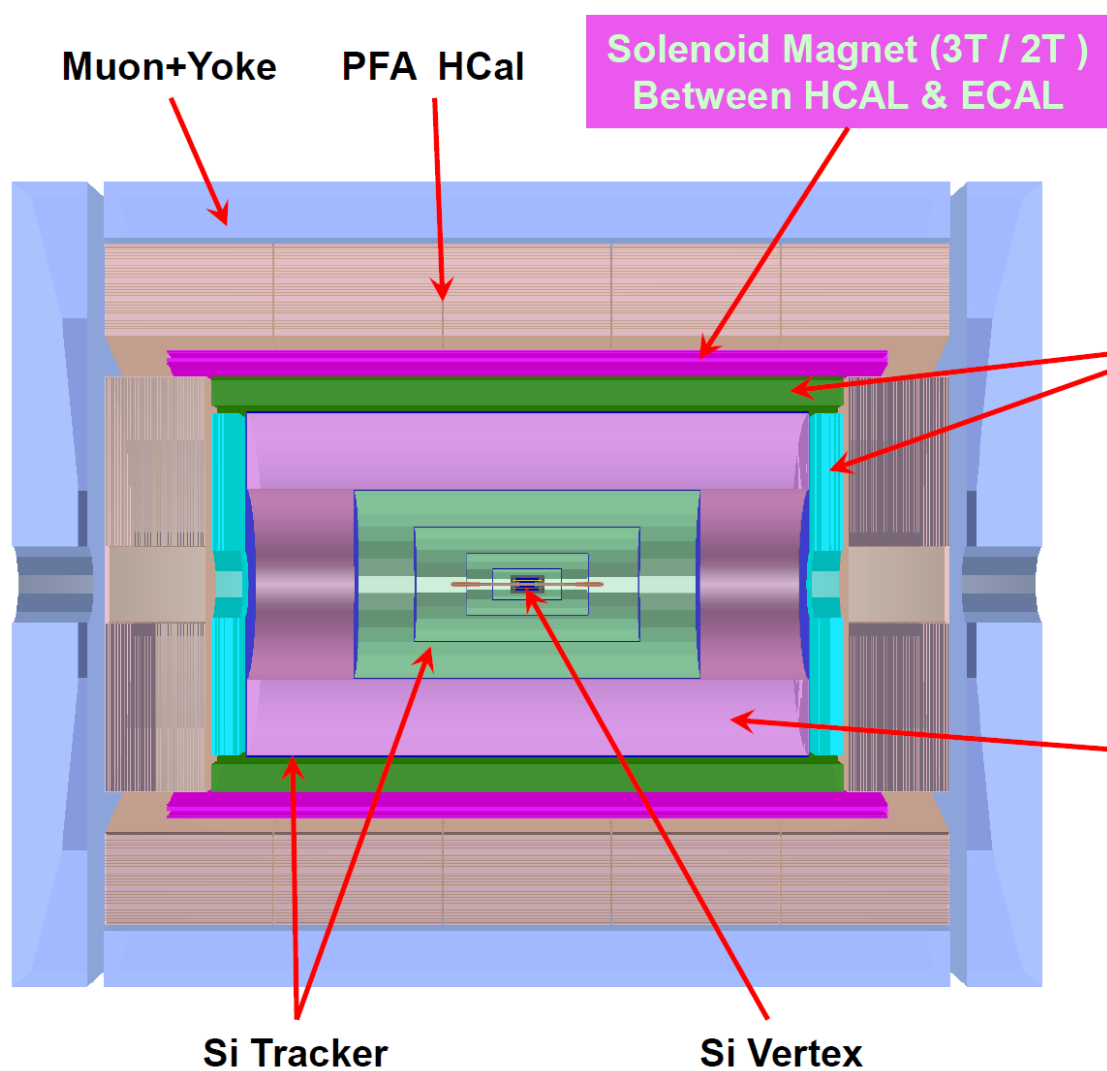


## The 4<sup>th</sup> Concept





- 提出新的CEPC探测器方案: 基于硅径迹探测器 + 漂移室PID + 晶体电磁量能器 + 薄螺线管磁铁介于电磁量能器和强子量能器之间



**Advantage:** the HCAL absorbers act as part of the magnet return yoke.  
**Challenges:** thin enough not to affect the jet resolution (e.g. BMR); stability.

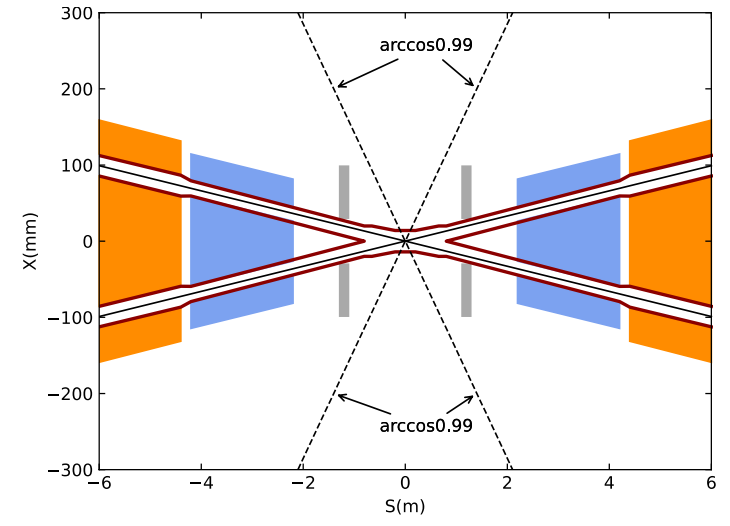
**Transverse Crystal bar ECAL**

**Advantage:** better  $\pi^0/\gamma$  reconstruction.  
**Challenges:** minimum number of readout channels; compatible with PFA calorimeter; maintain good jet resolution.

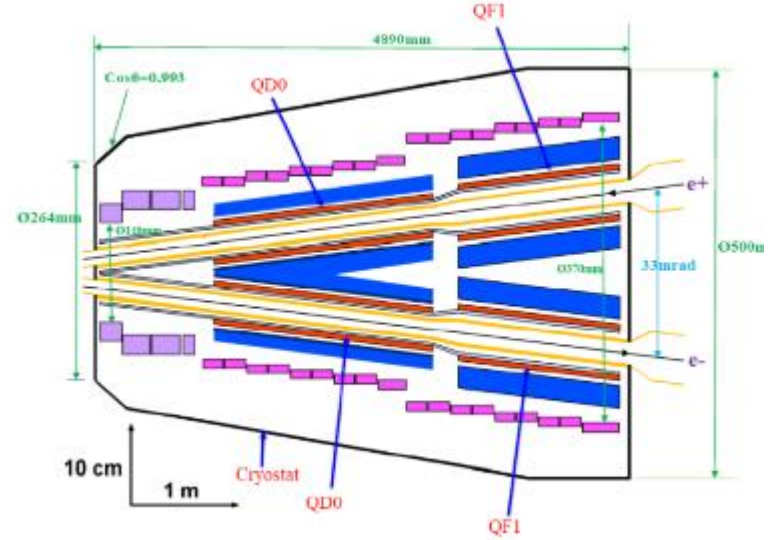
**Drift chamber that is optimized for PID**

**Advantage:** Work at high luminosity Z runs  
**Challenges:** sufficient PID power; thin enough not to affect the moment resolution.

**Crossing angle: 33 mrad,  
Focal length: 2.2 m**




**Final focusing magnets (QD0, QF1) with  
Segmented Anti-Solenoidal Magnets**



**Beam Pipe**

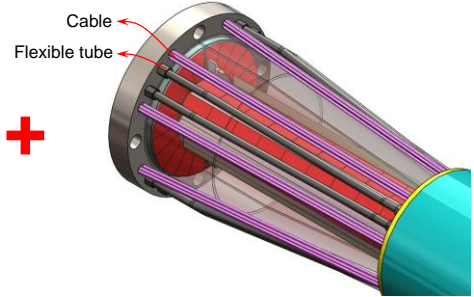
$\phi$  28  $\rightarrow$  20 mm, Be thickness: 0.85  $\rightarrow$  0.35 mm



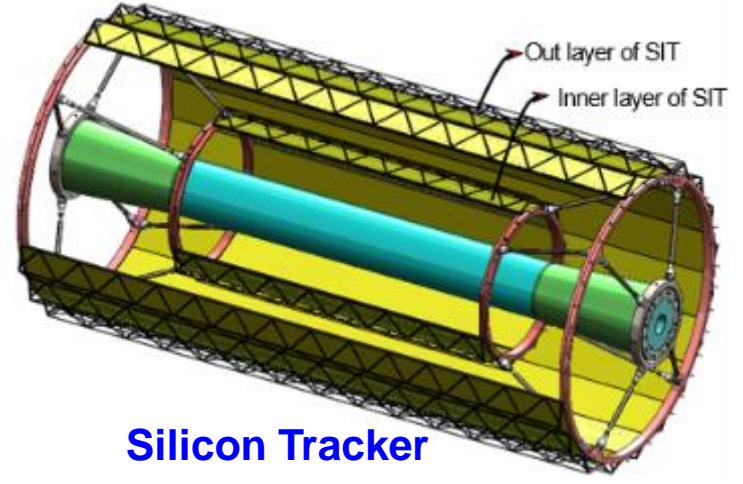
**Vertex**



**LumiCal Tracker**

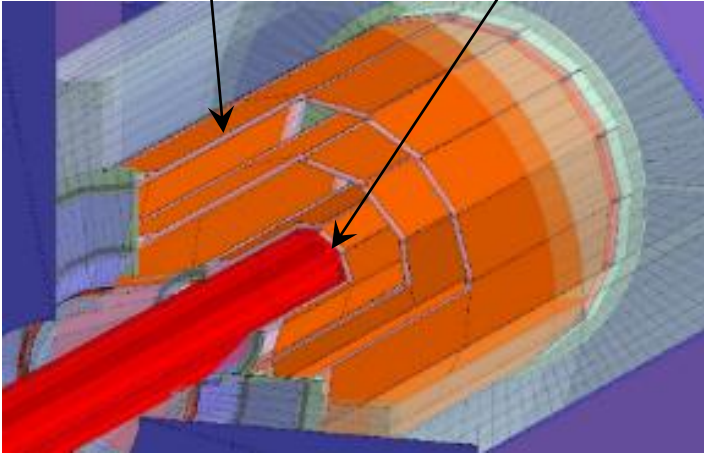


**Silicon Tracker**





2 layers / ladder  $R_{in} \sim 16 \text{ mm}$




**Goal:**  $\sigma(IP) \sim 5 \mu\text{m}$  for high P track

### CDR design specifications

- Single point resolution  $\sim 3 \mu\text{m}$
- Low material (0.15%  $X_0$  / layer)
- Low power ( $< 50 \text{ mW/cm}^2$ )
- Radiation hard (1 Mrad/year)

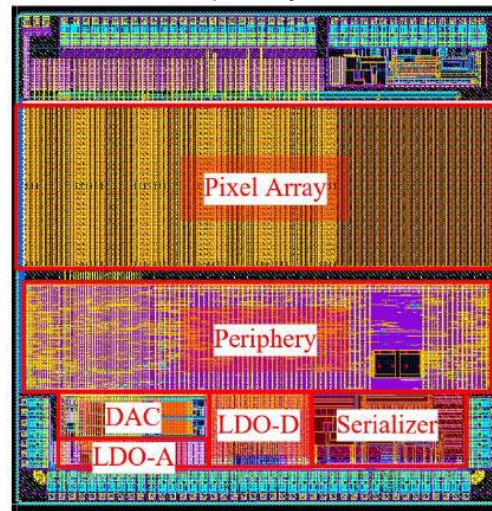
Silicon pixel sensor develops in 3 series:  
JadePix / MIC, TaichuPix, CPV

CPV4 (SOI-3D), 64x64 array  
 $\sim 21 \times 17 \mu\text{m}^2$  pixel size



Upper chip

TaichuPix-2, 64x192 array  
 $25 \times 24 \mu\text{m}^2$  pixel size



Lower chip

JadePix-3 Pixel size  $\sim 16 \times 23 \mu\text{m}^2$



Tower-Jazz CiS process

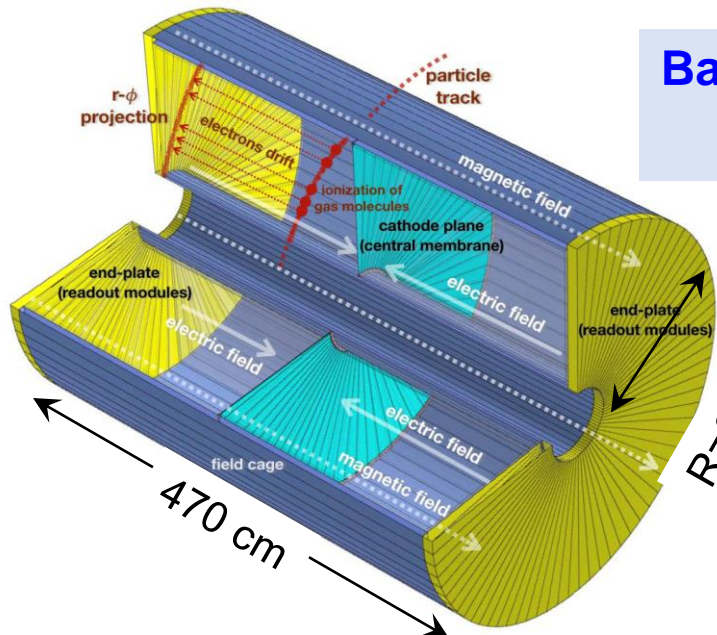
**MOST 1**

Full size TaichuPix-3 to be used for prototyping ladder


**MOST 2**




**MOST 1**



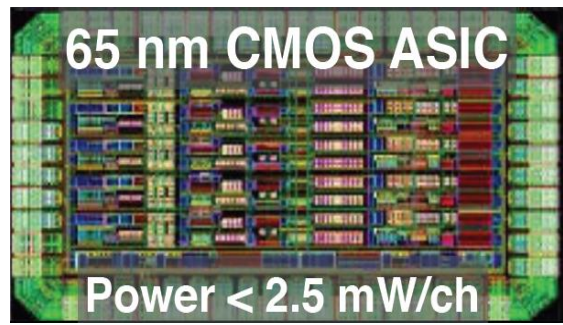
**Baseline main tracker**  
 $\sigma(r-\phi) \sim 100\ \mu\text{m}$



GEM-MM cathode




TPC Prototype + UV laser beams



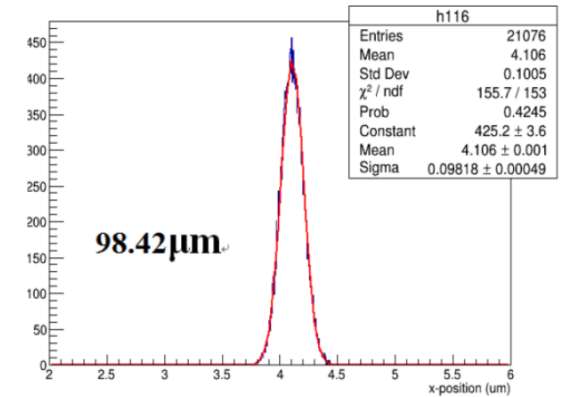
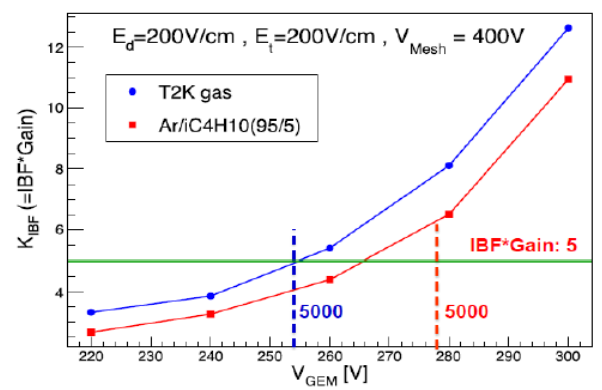
**65 nm CMOS ASIC**  
 Power < 2.5 mW/ch

Low power FEE ASIC



**Test of Prototype TPC**

❖ **Challenge: Ion backflow (IBF) affects the resolution. It can be corrected by a laser calibration at low luminosity, but difficult at high luminosity Z-pole.**



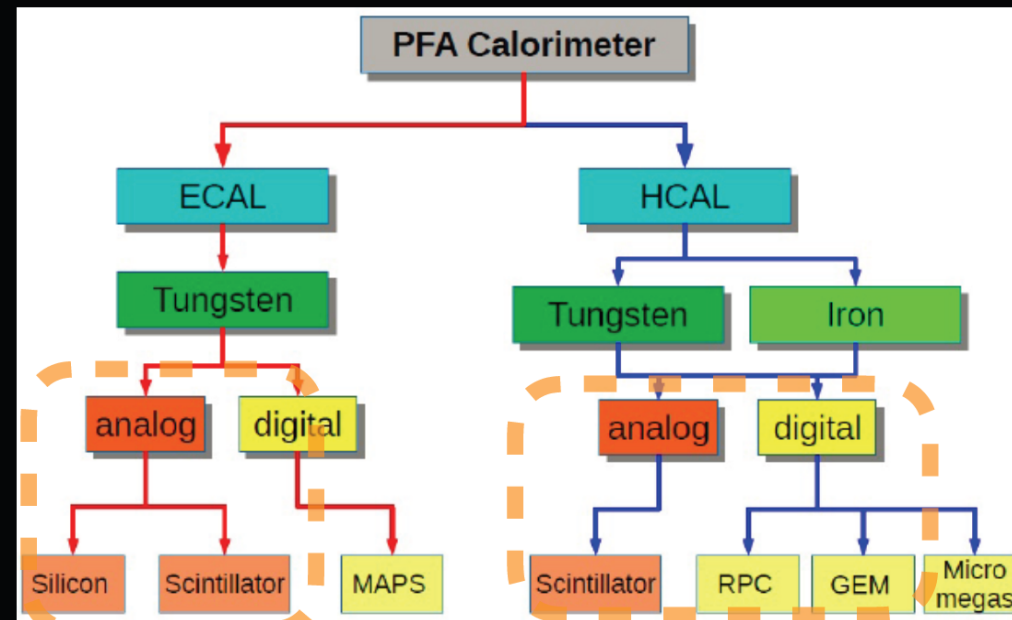
$\sigma_x < 100\ \mu\text{m}$  for drift length of 27cm



## Calorimeter options

Chinese institutions have been focusing on Particle Flow calorimeters

R&D supported by **MOST**, **NSFC** and **IHEP** seed funding



High Granularity

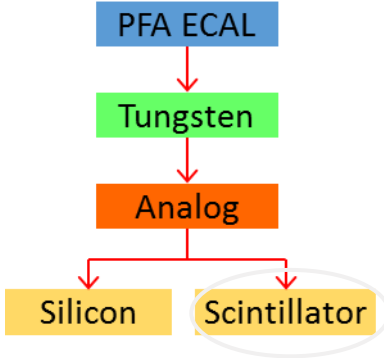
**Electromagnetic** ECAL with **Silicon** and Tungsten (LLR, France)  
 ECAL with **Scintillator+SiPM** and Tungsten (IHEP + USTC)

**Hadronic** SDHCAL with **RPC** and Stainless Steel (SJTU + IPNL, France)  
 SDHCAL with **ThGEM/GEM** and Stainless Steel (IHEP + UCAS + USTC)  
 HCAL with **Scintillator+SiPM** and Stainless Steel (IHEP + USTC + SJTU)

Newer Options


Some longitudinal granularity

**Crystal Calorimeter** (LYSO:Ce + PbWO)  
**Dual readout** calorimeters (INFN, Italy + Iowa, USA) — RD52

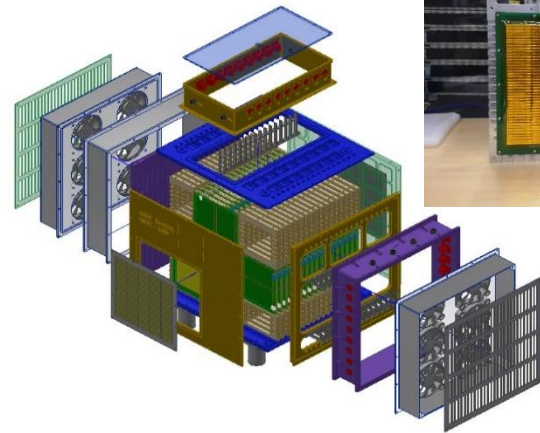


**MOST 1**

**Goal of ECAL+HCAL+...**  
4% BMR, e.g. in  $(Z \rightarrow \nu\nu)$   $(H \rightarrow gg)$



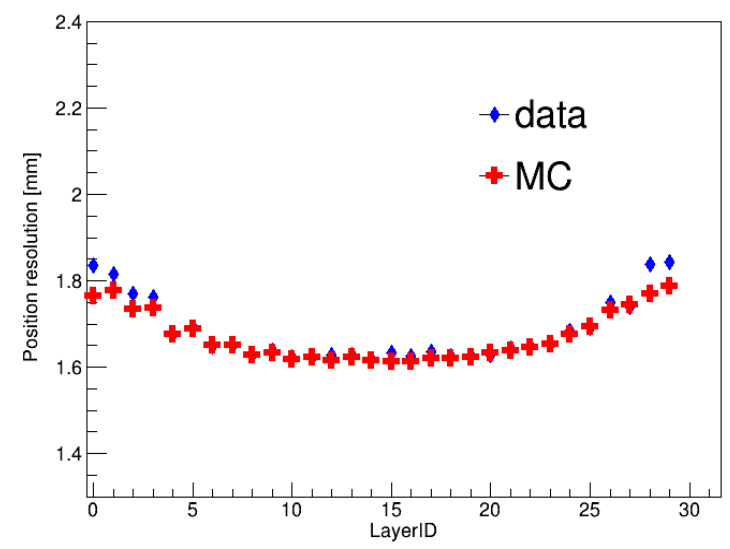
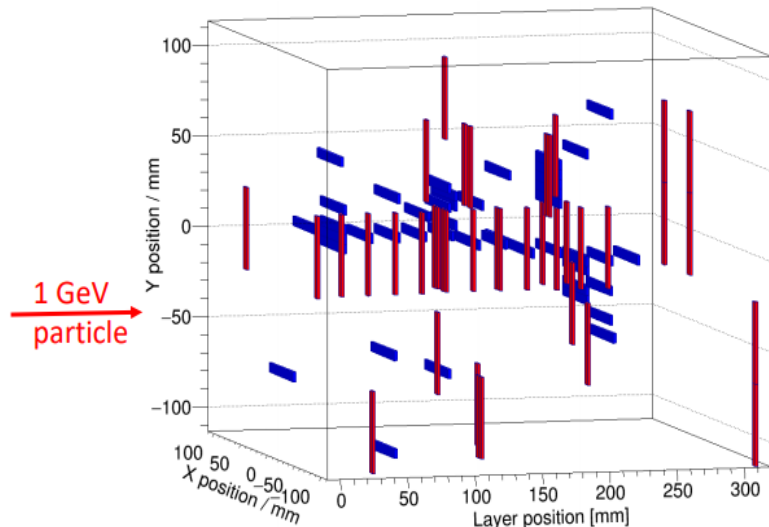

## ScW-ECAL Prototype



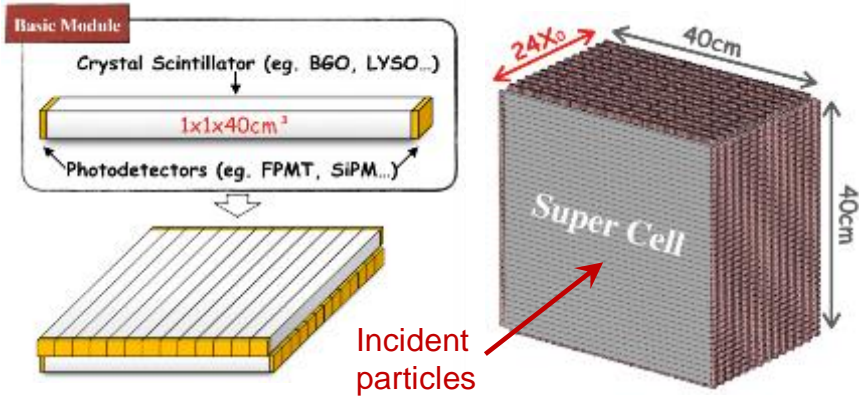
→ ScECAL prototype with 6700 channels

- 32 active layer (EBU), 22 x 22 cm<sup>2</sup>, ~22X<sub>0</sub>
- Scintillator (2x5x45mm<sup>3</sup>) + MPPC S12571
- Embedded FEE (192 SPIROC2E ASICs)
- It has been tested with cosmic rays & an electron beam at IHEP (Nov. 2020).

**Granularity: 5mm × 5mm**  
**Position resolution: 1.6-1.8mm**







### Goal

- Comparable BMR resolution as with the Sci+W ECAL.
- Much better sensitivity to  $\gamma/e$ , especially at low energy.



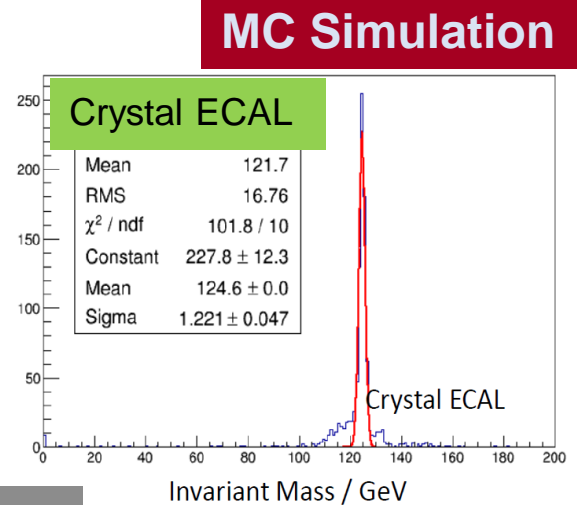
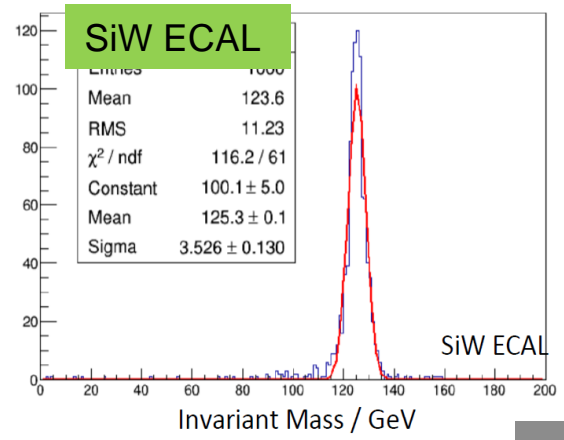
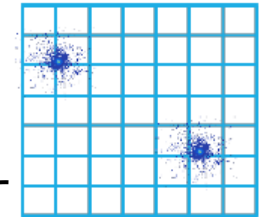
**Bench Test**

- ❖ Timing at two ends for positioning along bar.
- ❖ Significant reduction of number of channels.

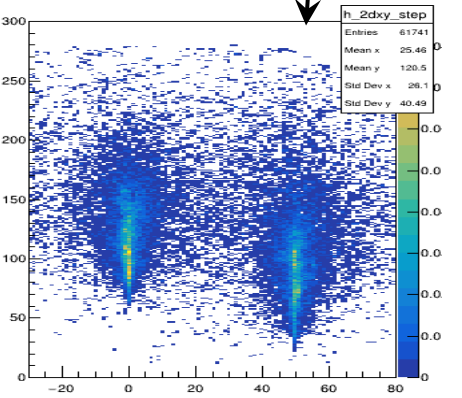
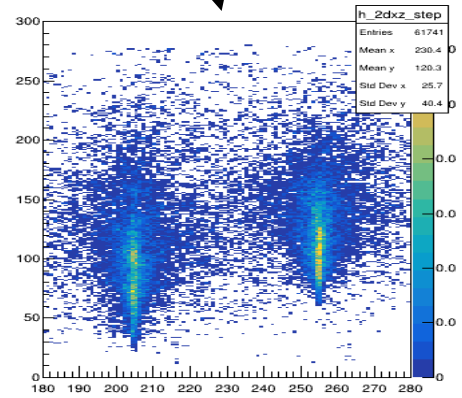
### Design Idea

### Recon. Algorithm


Energy & time matching solves ambiguity



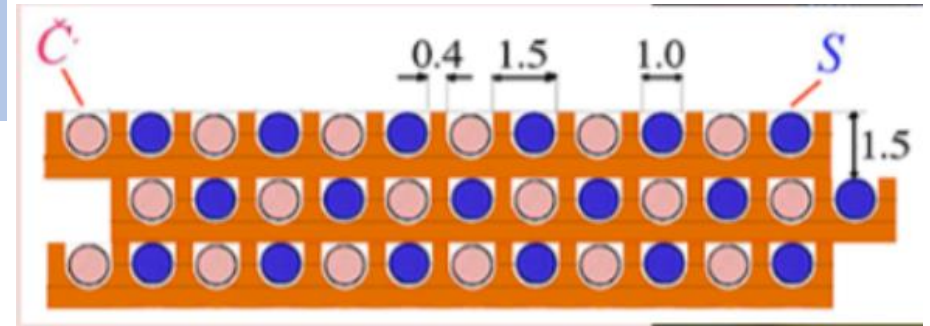
$M(H \rightarrow \gamma\gamma)$





A 3×3 towers ECal-size prototype has been built, waiting for testbeam.



Dual Readout calorimeter in the IDEA design



Combining Crystal ECal and DR Calorimeter by Eno, Lucchini, and Tully et al. (arXiv:2008.00338)



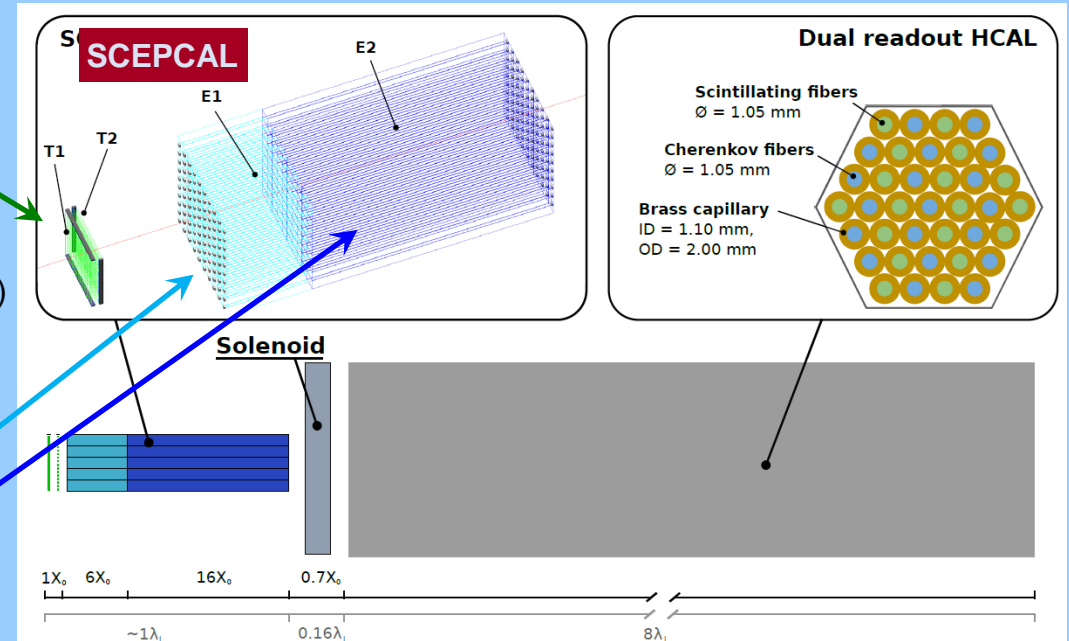
160 scint. fibers

160 Cherenkov fibers




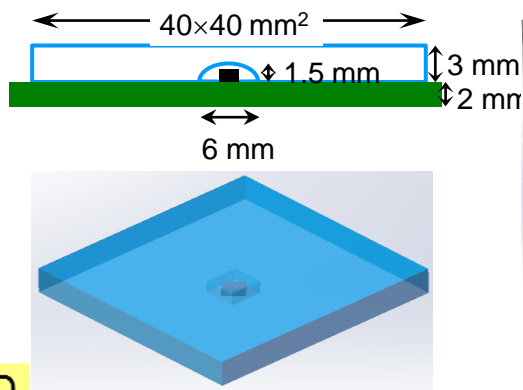
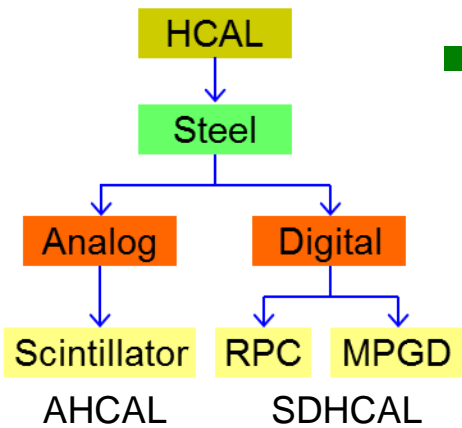
Tower: 20 rows × 16 columns

- Timing layer  $\sigma_t \sim 20$  ps
- LYSO Ce crystal ( $\sim 1X_0$ )
  - $3 \times 3 \times 54$  mm<sup>3</sup> active cell
  - $3 \times 3$  mm<sup>2</sup> SiPMs (15-20  $\mu$ m)


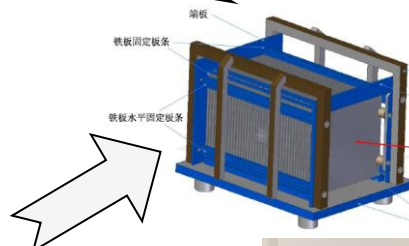
- ECAL layer  $\sigma_E/E \sim 3\%/\sqrt{E}$
- PbWO crystals
  - Front segment ( $\sim 6 X_0$ )
  - Read segment ( $\sim 16 X_0$ )
  - $10 \times 10 \times 200$  mm<sup>3</sup> Crystals
  - $5 \times 5$  mm<sup>2</sup> SiPMs (10-15  $\mu$ m)





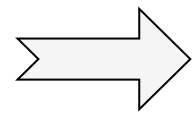


- **AHCAL with Scint.+SiPM (USTC, IHEP, SJTU)**
  - Prototype in production, size 72×72×100 cm<sup>3</sup>,
  - 40 layers, Fe+Sct+SiPM+PCB=20+3+2=25mm,
  - 12960 Scintillators, cell size 40×40 mm<sup>2</sup>
  - SiPM: HPK 14160-1315PS and NDL-1313-15S

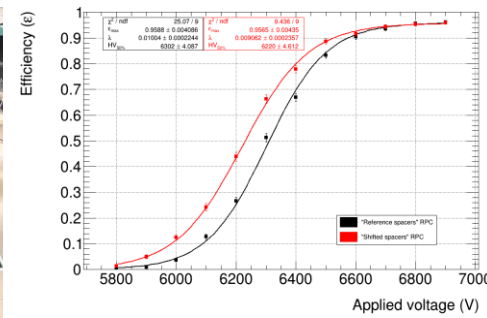


**Tested ~ 15k Scintillators**  
**Light Yield: ~ 13 ± 0.66**

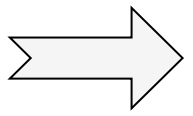
- **SDHCAL based on GRPC (SJTU)**  
 Constructed 1×1 m<sup>2</sup> GRPCs, MIP Efficiency ~ 95.7%



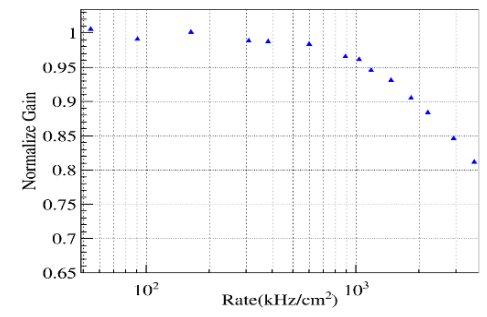
**GRPC**



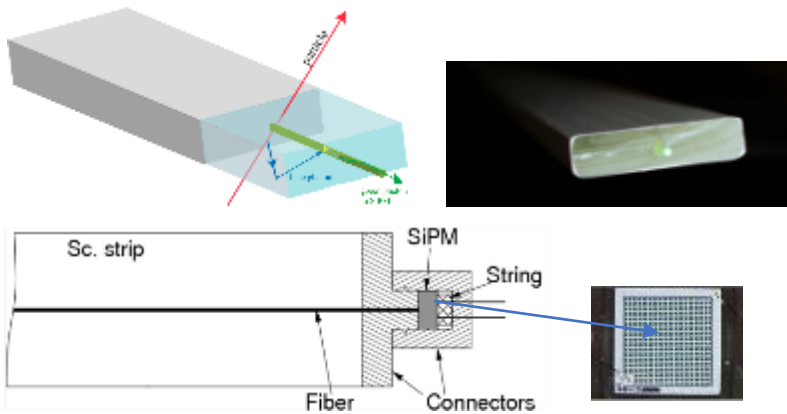
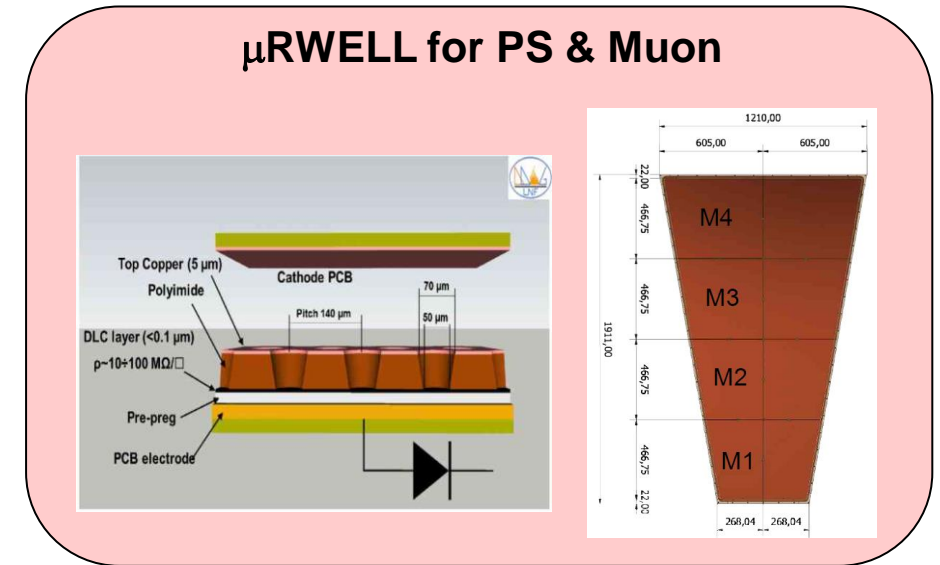
- **SDHCAL based on MPGD (USTC, IHEP)**  
 Constructed 1×0.5 m<sup>2</sup> RWell detector, MIP Efficiency ~ 95.9%, count rate ~ 1.8 MHz/cm<sup>2</sup>



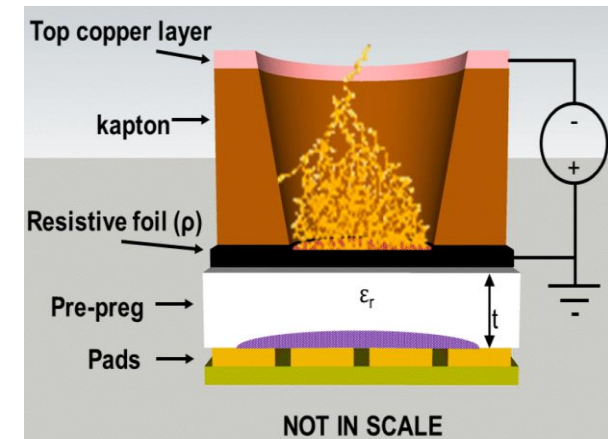

**RWell**



- **RPC** R&D applies to both SDHCAL & Muon.
- An alternative is  **$\mu$ -RWELL** technology. The concept was proved. Currently focus mainly on industrialization and cost reduction.
- **Scintillator** Muon detector. R&D overlaps with Belle II
  - Building a prototype detector
  - Scintillator strips, improving quality & cost-reduction.
  - WLS fiber: purchased Kuraray, focusing on optical couplings.
  - SiPM Hamamatsu S13360-13\*\*CS, and MPPC option.

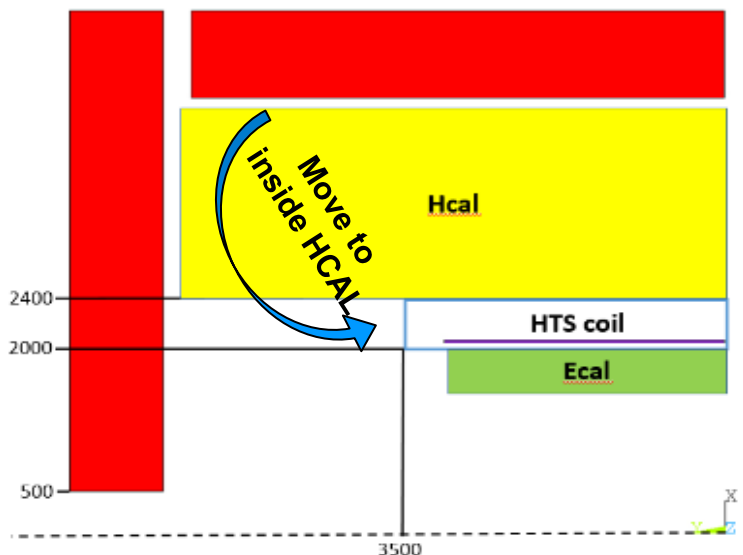
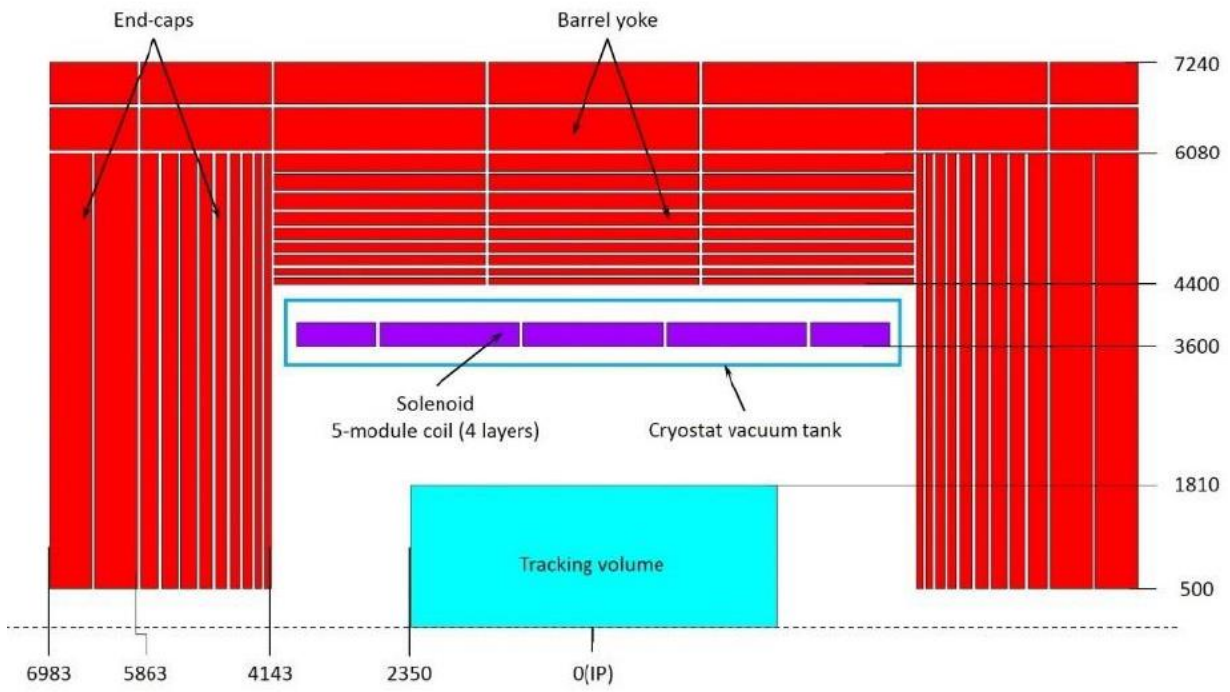


Fudan U.



Achieved  $\sigma_t \sim 2\text{ns}$ ,  
Aim for 100-200 ps.

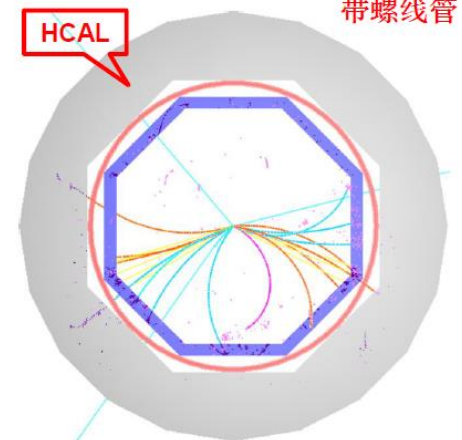
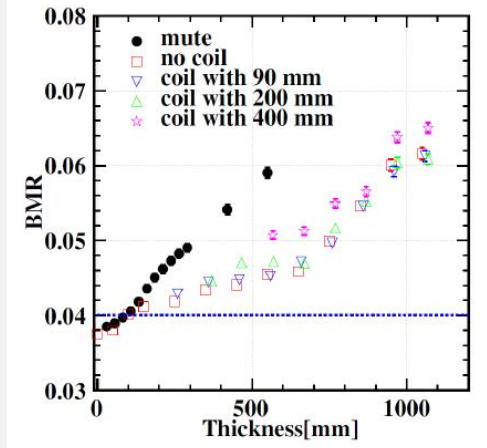
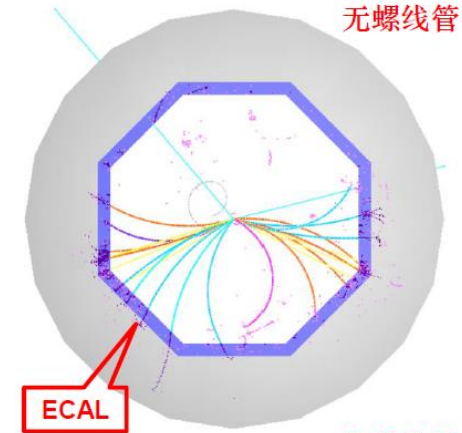
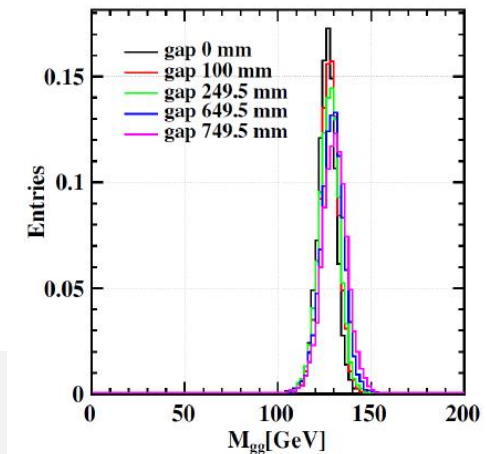




**Main Challenges**

- Low mass
- Ultra-thin
- High strength cable
- Keep BMR ~4%

LTS				R&D
HTS			R&D	R&D







CEPC产业促进会2018年会  
企业代表与高能所合影  
**Representatives of enterprises in the annual meeting, in July. 26, 2018**  
40余家企业, 80余人参会



CEPC产业促进会第二次全体会议  
企业代表与高能所合影  
**Representatives of enterprises in the plenary meeting, in Nov. 13, 2018**  
30余家企业代表

The CEPC Industrial Promotion Consortium (CIPC) is established in Nov 2017. Till now, More than 60 companies joined CIPC, with expertise on superconductor, superconducting cavities, cryogenics, vacuum, klystron, electronics, power supply, civil engineering, precise machinery, etc. The CIPC serves as a communication forum for the industrial and the HEP community.




## Review of CIPC annual meeting

**Cryogenics workshop on TDR of CEPC**  
Nov 27, 2018, IHEP, Beijing, China

CIPC working group meeting On June 4, 2019

- 1) Superconducting materials (for cavity and for magnets)
- 2) Superconducting cavities
- 3) Cryomodules
- 4) Cryogenics
- 5) Klystrons
- 6) Magnet technology
- 7) Vacuum technologies
- 8) Mechanical technologies
- 9) Electronics
- 10) SRF
- 11) Power sources
- 12) Civil engineering
- 13) Precise machinery
- .....
- More than **40 companies** first phase of CIPC, and **70 companies now.**



CEPC产业促进会-基金会  
企业代表与高能所合影  
**Representatives of CIPC Foundations in the plenary meeting, in Nov. 21, 2019**



CEPC产业促进会第三次全体会议  
企业代表与高能所合影  
**Representatives of enterprises in the plenary meeting, in Nov. 19, 2019**  
64位代表, 52个报告



## 候选地址：秦皇岛、陕西、深圳、湖州、长春、长沙等

**CEPC Site Selection**  
(Red are actively progressing forward)

- 1) Qinhuangdao, Hebei Province
- 2) Huangling, Shanxi Province
- 3) Shenshan, Guangdong Province
- 4) Huzhou, Zhejiang Province
- 5) Changchun, Jilin Province
- 6) Changsha, Hunan Province

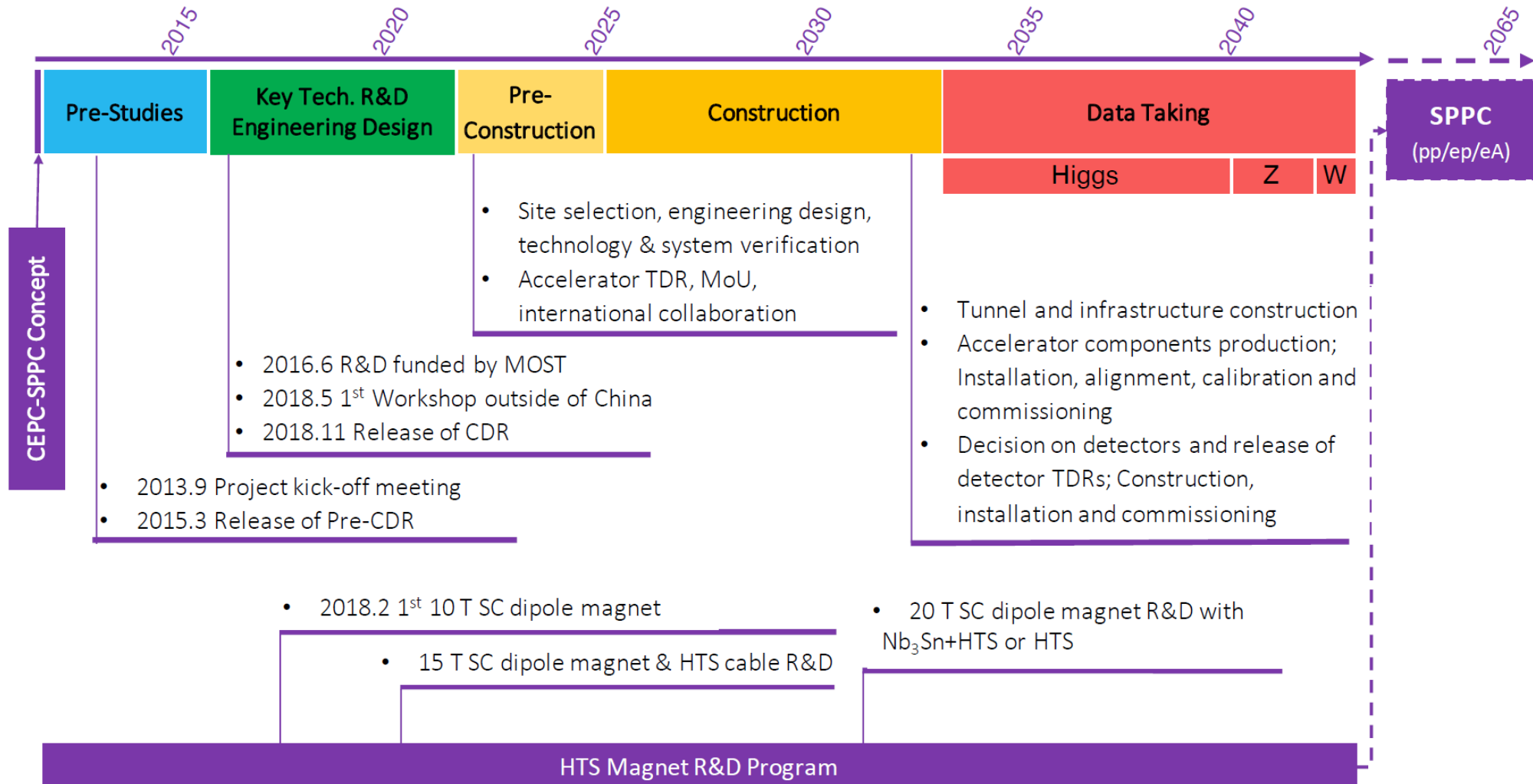
- Site selection is based on geology, electricity supply, transportation, environment etc.
- Local support & economy, ...
- North site is better for reduction of operation cost
- Initial CDR study is based on Qing-Huang-Dao site



- ❖ More invitations from local governments: Changsha, Changchun, ...
- ❖ 团队调研长沙和长春:具有良好的地质条件和便利的交通 (近大城市和国际机场~20公里)
- ❖ 长沙市政府非常积极, 5月访问高能所; 委托湖南大学在9月4日组织召开《中国(长沙)环形正负电子对撞机暨国际科学新城项目论证报告》专家论证会, 对项目及国际科学城定位及规划的系统性、技术及投资的可行性等方面给予正面评价; 当地政府非常支持项目落地建设。

- 2013-2025: 开展加速器和探测器关键技术预研, CDR→TDR, 选址, 国际合作等
- 理想情况下: 期望“十五五”期间获政府批准, 启动项目建设

## CEPC Project Timeline





- CEPC 是希格斯工厂 + Z工厂 + W工厂，具有丰富的物理和探索新物理的巨大潜力
- 积极准备CEPC白皮书：希格斯物理（已发表），电弱物理，味物理，QCD物理，新物理等
- 优化和提升了希格斯与Z工厂的亮度，预计在2022年发布加速器工程技术设计报告(TDR)
- 提出了新的探测器概念设计，准备探测器技术设计报告
- 加速器和探测器关键技术预研取得了多项重要突破：
  - 成功研制高品质超导腔（1.3 GHz 9-cell, 650 MHz 2-cell, 1-cell），均超过CEPC设计指标
  - 成功研制束调管，效率达到62%；→ 目标是80%
  - 成功研制磁场强度超过12特斯拉的超导二极磁铁；→ 近期目标是16T，远期目标20-24T
  - 成功研制硅像素芯片，空间分辨率达到5微米；→ 目标是达到CEPC设计指标3微米，低功耗，抗辐照
  - 成功研制国际首个基于闪烁体和硅光电倍增管的高颗粒度电磁量能器技术样机；  
→ 近期目标是强子量能器技术样机和晶体电磁量能器样机
- 召开了一系列CEPC国际研讨会：
  - 中国：北京 (2017.11, 2018.11, 2019.11), 上海 (2020.10), 南京 (2021.11.8-12)  
香港科技大学 (2015起-)
  - 欧洲：罗马 (2018.05), 牛津 (2019.04), 马赛 (2022.05 ?)
  - 美国：芝加哥(2019.09), 华盛顿特区 (2020.04, online)
- 经费资助：科技部，基金委，中科院，地方政府
- CEPC关键技术预研取得了一系列重要进展，预研工作稳步推进，欢迎大家积极参与！



# Recent CEPC Workshops

## THE 2018 INTERNATIONAL WORKSHOP ON HIGH ENERGY CIRCULAR ELECTRON POSITRON COLLIDER

November 12-14, 2018  
Institute of High Energy Physics, Beijing, China  
<https://indico.ihep.ac.cn/event/7389>  
Submissions of abstracts are encouraged.

**International Advisory Committee**

- Young Kee Kim, U. Chicago (Chair)
- Barry Barish, Caltech
- Hesheng Chen, IHEP
- Michael Dwyer, LAL
- Eckhard Elsen, DESY
- Brian Foster, DESY/Hamburg
- Rohini Godbole, CHEP, Bangalore
- David Gross, UC Santa Barbara
- George Hoo, Taiwan U.
- Peter Jenni, CERN & Albert Ludwigs University Freiburg
- Eugene Levicshov, BINP
- Luigi Linde, CERN
- Jon Larkins, Fermilab
- Luciano Malari, U. Roma
- Michelangelo Mangano, CERN
- Hiroshi Murayama, IPM/UC Berkeley
- Katsunori Oide, KEK
- Robert Palmer, BNL
- John Searns, SLAC
- Ian Shipsey, Oxford
- Stefan Stappert, CERN
- Geoffrey Taylor, Melbourne
- Henry T'yo, IAS, HKUST
- Yifang Wang, IHEP
- Harry Weerts, ANL

**Local Organizing Committee**

- Jianming Qian, Mohgan (Chair)
- Qing-Hong Cao, PKU
- Joao Guimarães Costa, IHEP
- Yuequn Fang, IHEP
- Jie Gao, IHEP
- Shinan Fu, IHEP
- Yuanfeng Gao, THU
- Hongbin He, SJTU
- Kaoping He, SJTU
- Shan Jin, NJU
- Jianbai Liu, USTC
- Xinshou Loy, IHEP
- Yuan Ma, PKU
- Qing Qin, IHEP
- Mano Ruan, IHEP
- Yongfeng Tang, IHEP
- Jiequn Wang, IHEP
- Yan Wang, CERN
- Ming Wang, SDU
- Nu Xu, CCNUIMP
- Haijun Yang, SJTU
- Hongbo Zhao, IHEP

**Conference secretaries:**  
Wanyu Niu, IHEP  
Gang Li, IHEP  
Email: [niuwy@ihep.ac.cn](mailto:niuwy@ihep.ac.cn)  
Tel: +86-10-62792100  
+86-10-62792101  
+86-10-62792102

## Workshop on the Circular Electron-Positron Collider

EU Edition  
Roma, May 24-26 2018  
University of Roma Tre

## The International Workshop on the Circular Electron Positron Collider

EU EDITION 2019  
Oxford, April 15-17, 2019

<http://www.physics.ox.ac.uk/confs/CEPC2019/>

## The 2020 International Workshop on the High Energy Circular Electron Positron Collider

October 26-28, 2020  
Shanghai Jiao Tong University, Shanghai, China  
<https://indico.ihep.ac.cn/event/11444/>

## Next CEPC International Workshop at Nanjing University, Nov. 8-12, 2021

### You are very welcome to participate

<https://indico.ihep.ac.cn/event/14938/>

## The 2021 International Workshop on the High Energy Circular Electron Positron Collider

November 8-12, 2021, Nanjing, China

*Coordinate the optimization and design of both acceleration and detectors and aim for a TDR in 2 years  
Deepen the cooperation between the industry and high energy physics community*

**Scientific Program Committee**

Francesca Bellotti (Co chair)	Renkai An	Xinggang Guo	EDIPSC	Michael Sweeney (Co chair)	JULIUS
Kristin Bell	U. Melbourne	Duan, Yehongping	ITPC	Matthew Rosen	Harvard
Philip Cho (Co chair)	BNP	Wenbin Huang	TR	Armin Schaefer	CEPC
Arturo Bazzani (Co chair)	BNP	Shan Yu	BNP	Andrei Stenke	JRNL
Lucretia Bernieri	UCLA	Eric Sedykh	BNP	Yongqiang Sun	ICHEP
Shihua Duan (Co chair)	USTC	Dijun Cao	HEC	Makoto Tabori	ICU
Yuanfeng Gao	IHEP	Yuanfeng Guo	BNP	Yoshinori Terada	ICU
Yuan Ma (Co chair)	PKU	Yuanfeng Li	USTC	Yoshitaka Ueda	BNP/MRI
Kaoping He (Co chair)	ICU	Zhan Li	ICU	Yue Wang	ANU
Yuanfeng Gao (Co chair)	USTC	Yuanfeng Wang	BNP	Yue Wang	SDU
Yuanfeng Gao (Co chair)	USTC	Yuanfeng Wang	BNP	Yue Wang	PKU
Yuanfeng Gao (Co chair)	USTC	Yuanfeng Wang	BNP	Yue Wang	SJTU/USTC
Yuanfeng Gao (Co chair)	USTC	Yuanfeng Wang	BNP	Yue Wang	CHN


**Local Organizing Committee**

Wan Chen	NJU	Yuhui Li	IHEP
Yuequn Fang	IHEP	Yuhui Li	IHEP
Yuequn Fang	USTC	Yuhui Li	IHEP
Yuequn Fang	SDU	Yuhui Li	IHEP
Yuequn Fang	SJLU	Yuhui Li	IHEP
Yuequn Fang	PKU	Yuhui Li	IHEP
Yuequn Fang	TJU/SJTU	Yuhui Li	IHEP

**Secretary**

Gang Li	NJU
Jinghui Xu	IHEP
Yan Wu	IHEP

<https://indico.ihep.ac.cn/event/14938/>  
Support: [niuwy@ihep.ac.cn](mailto:niuwy@ihep.ac.cn)  
Tel: +86-10-62792100





**非常感谢CEPC同事帮助准备材料**  
**欢迎大家积极参与CEPC预研**  
**谢谢关注和支持！**

