

PROSPECT FOR MEASUREMENT OF CP-VIOLATION PHASE ϕ_s STUDY IN THE $B_s \rightarrow J/\psi\phi$ CHANNEL AT FUTURE Z FACTORIES

X.Li¹, M.Ruan², Mingrui Zhao¹ base on the work arxiv:2205.10565

Date: 05/24/22

¹China Institute of Atomic Energy

²Institute for High Energy Physics

Joint Workshop of the CEPC Physics, Software and New Detector Concept



1. Introduction
2. Prospect for measurement of CPV observables
3. Summary

- CKM parameter:
 - In neutral B meson decays to a final state the interference between the amplitude for the direct decay and the amplitude for decay after oscillation, leads to a time-dependent CP-violating asymmetry between the decay time distributions of B and anti-B mesons.
 - $\phi_s = -\arg(-V_{ts}V_{tb}^*/V_{cs}V_{cb}^*)$
 - SM: small CPV phase- ϕ_s
 - Contributions from physics beyond the SM could lead to much larger values of ϕ_s .
- B_s decay parameters:
 - $\Delta\Gamma_s \equiv \Gamma_L - \Gamma_H, \Gamma_s \equiv (\Gamma_L + \Gamma_H)/2$.
 - Able to be calculated with heavy quark expansion (HEQ) theory.

Similar study by R. Aleksan et al. :arxiv:2107.02002, arxiv:2107.05311

Measurement of ϕ_s ($\Delta\Gamma$, Γ_s) in experiments

Extract the observables $\phi_s, \Gamma_s, \Delta\Gamma_s$ from the time dependent angular distribution.

$$\frac{d^4\Gamma(B_s \rightarrow J/\psi\phi)}{dt d\Omega} \propto \sum_{k=1}^{10} h_k(t) f_k(\Omega),$$

where

$$h_k(t|B_s) = N_k e^{-\Gamma_s t} \left[a_k \cosh\left(\frac{1}{2}\Delta\Gamma_s t\right) + b_k \sinh\left(\frac{1}{2}\Delta\Gamma_s t\right) + c_k \cos(\Delta m_s t) + d_k \sin(\Delta m_s t) \right]$$

$$h_k(t|\bar{B}_s) = N_k e^{-\Gamma_s t} \left[a_k \cosh\left(\frac{1}{2}\Delta\Gamma_s t\right) + b_k \sinh\left(\frac{1}{2}\Delta\Gamma_s t\right) - c_k \cos(\Delta m_s t) - d_k \sin(\Delta m_s t) \right]$$

$f_k(\Omega)$: amplitude function.

$$b_k \sim \pm |\lambda| \cos(\phi_s), \quad d_k \sim \pm |\lambda| \sin(\phi_s)$$

Projection to future Z-factories

$$\sigma(\phi_s) \propto 1/\sqrt{N_{\text{eff}}}$$

- $N_{\text{eff}} \propto N_{b\bar{b}}$
- $N_{\text{eff}} \propto \text{Efficiency}$
- $N_{\text{eff}} \propto \text{Tagging power}$
- $\sigma_{\phi_s} \propto 1/e^{-\frac{1}{2}\Delta m_s^2 \sigma_t^2}$

Define:

$$\xi = 1/\left(\sqrt{N_{b\bar{b}}} \times \varepsilon \times Br \times \sqrt{p} \times \exp\left(-\frac{1}{2}\Delta m_s^2 \sigma_t^2\right)\right)$$

$$\text{Then: } \sigma(\phi_s, FE) = \xi_{FE} \times \frac{\sigma(\phi_s, EE)}{\xi_{EE}}$$

Previous estimation: [yangzhou 2021]

	LHCb	CEPC	LHCb(Run 1)
$b\bar{b}$ statics	$43.2 * 10^{12}$	$0.152 * 10^{12}$	$26.64 * 10^9$
Acceptance * trigger * Reconstruction	5%	100%	5%
$Br(b\bar{b} \rightarrow Bs)$	$10\% * 2(\text{b and anti-b})$	$10\% * 2$	$10\% * 2$
$Br(Bs \rightarrow J\psi \Phi)$	0.001	0.001	0.001
* $Br(J\psi \rightarrow ll)$	* 0.06	* 0.12 (ee channel)	* 0.06
* $Br(\Phi \rightarrow KK)$	* 0.5	* 0.5	* 0.5
$Bs \rightarrow J\psi(l \rightarrow ll)\Phi(l \rightarrow KK)$ stat			8000 consist with paper
Flavour tagging	4%	15% (to update)	4%
Time resolution	0.67	1	0.67
Total effective statics	$0.23 * 10^6$	$0.27 * 10^6$	144

- CEPC
 - Tera-Z.
 - Flavour tagging: 15%.
 - Efficiency: 100%.
- LHCb
 - LHC Run1 data.
 - Efficiency: 5%.
- Conclusion: competitive resolution for Tera-Z and HL-LHCb

ξ for LHCb Run2 and LHCb on HL-LHC

Numbers are quoted from *Eur.Phys.J.C79(2019)706*

$$\xi = 1 / \left(\sqrt{N_{b\bar{b}} \times \varepsilon \times Br} \times \sqrt{p} \times \exp\left(-\frac{1}{2} \Delta m_s^2 \sigma_t^2\right) \right)$$

- $N_{b\bar{b}} \times \varepsilon \times Br = 11700$. Avoid considering the efficiency on LHCb.
 - $\mathcal{L}_{\text{int}} = 1.9 \text{ fb}^{-1}$, $b\bar{b}$ cross-section: $144 \mu\text{b}$, $Br = 20\% \times 0.001 \times 0.06 \times 0.5$.
 - $\varepsilon = 7\%$, where the $b\bar{b}$ is already in the acceptance, reasonable estimation.
- Tagging power $p = 4.73\%$.
- Decay time resolution: 45.5 fs.

ξ :

- $\xi_{\text{LHCb}} = 0.018, \sigma(\phi_s, \text{LHCb}) = 0.041 \text{ rad}$.
- $\xi_{\text{LHCb}} = 0.0014, \sigma(\phi_s, \text{HL-LHCb}) = \xi_{\text{HL-LHCb}} \times \sigma(\phi_s, \text{lhcb}) / \xi_{\text{LHCb}} = 3.2 \text{ mrad}$
(HL-LHC: $N_{\text{HL-LHCb}} = N_{\text{LHCb}} \times \frac{300 \text{ fb}^{-1}}{1.9 \text{ fb}^{-1}} \times \frac{14 \text{ TeV}}{13 \text{ TeV}}$)

$$\xi = 1 / \left(\sqrt{N_{b\bar{b}} \times \epsilon \times Br} \times \sqrt{p} \times \exp\left(-\frac{1}{2} \Delta m_s^2 \sigma_t^2\right) \right)$$

- Tera-Z: 0.152×10^{12} , 10-Tera-Z: 1.52×10^{12}
- $Br = 20\% \times 0.001 \times 0.06 \times 0.5 \times 2$. (J/ψ can also be reconstructed from e^+e^- on CEPC)

$$\xi = 1 / \left(\sqrt{N_{b\bar{b}} \times \epsilon \times Br} \times \sqrt{p} \times \exp\left(-\frac{1}{2} \Delta m_s^2 \sigma_t^2\right) \right)$$

Reconstruction:

- Assume that we can distinguish $b\bar{b}$ events from other events.
- Assume that we have perfect ability to distinguish leptons with hadrons.
- ϕ candidates: $1.017 - 1.023 \text{ GeV}/c^2$, two hadron tracks.
- J/ψ candidates: $3.07 - 3.14 \text{ GeV}/c^2$, two lepton tracks.
- B_s^0 candidates: $5.28 - 5.46 \text{ GeV}/c^2$, combination of all J/ψ ϕ candidates.

Extraction of ϕ_s require a clean background.

The number of background events are 1.7×10^5 times larger than the number of signal events.

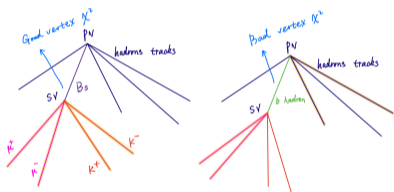
In pure background (from simulation):

- The probability to find a J/ψ candidate is 0.4%.
- The probability to find a ϕ candidate is 3.6%.
- The probability to get a B_s^0 candidate from $J/\psi \phi$ combination is 4.6%.
- Total: 6.7×10^{-6} .

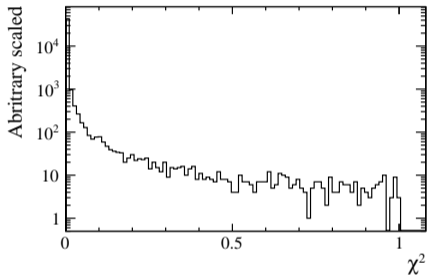
The background is of same magnitude with the signal.

ξ for CEPC (Efficiency)

Vertex χ^2 : reject background.



Signal χ^2 distribution:



- Background: very large spread χ^2 distribution.
- $\chi^2 < 0.1$ keeps 95% of the signal and reject 99.2% of the background.

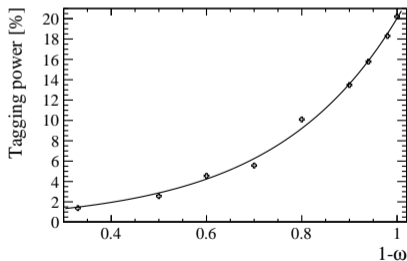
$\epsilon = 75\%$ with 1% background level.

ξ for CEPC (Tagging power)

$$\xi = 1 / \left(\sqrt{N_{b\bar{b}} \times \varepsilon \times Br} \times \sqrt{p} \times \exp\left(-\frac{1}{2} \Delta m_s^2 \sigma_t^2\right) \right)$$

Previous study: 20% of the tagging power can be easily with a naive algorithm and with assumption of perfect pid. (Same side + Opposite side algorithm)

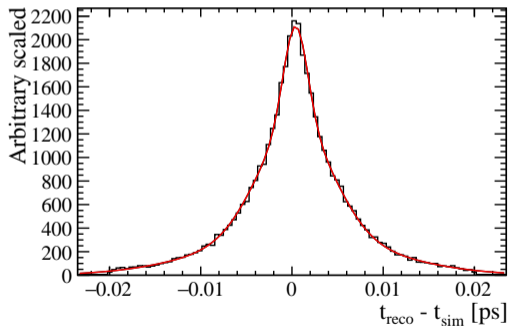
This time: pid effect



Correctly identification rate: $1 - \omega$, misidentification probability: $\omega/2$ ($p \rightarrow \pi, p \rightarrow K$).

ξ for CEPC (Time resolution)

$$\xi = 1 / \left(\sqrt{N_{b\bar{b}} \times \varepsilon \times Br} \times \sqrt{p} \times \exp\left(-\frac{1}{2} \Delta m_s^2 \sigma_t^2\right) \right)$$



Obtained from detector simulation.

Proper decay time: $t = \frac{m l_{xy}}{p_T}$

Fit with sum of three gaussian.

$$\sigma_{\text{eff}} = \sqrt{-\frac{2}{\Delta m_s^2} \ln\left(\sum_i f_i e^{-\frac{1}{2} \sigma_i^2 \Delta m_s^2}\right)} = 4.7 \text{ fs.}$$

(Reminder LHCb: 45 fs)

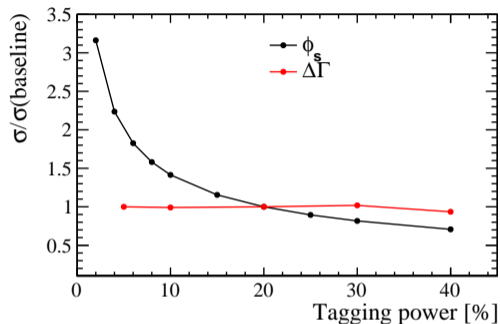
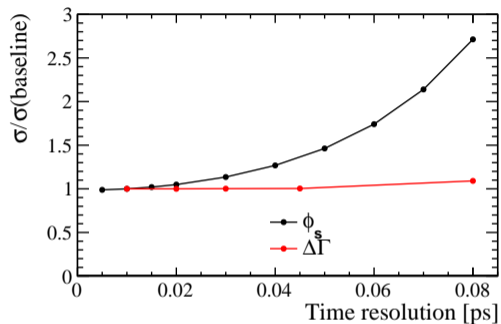
The excellent time resolution benefits from the precise vertex reconstruction and large energy of B_s .

ξ for CEPC (Summary)

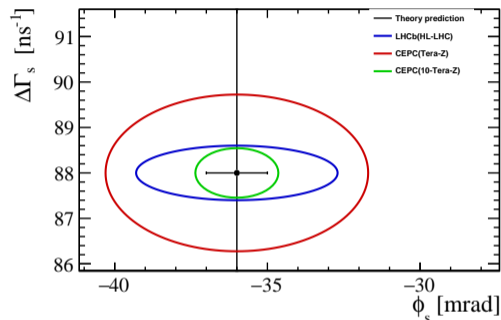
Putting all the components together: $\xi_{\text{CEPC}} = 0.0019$ (Tera-Z), $\sigma(\phi_s, \text{CEPC}) = 4.3\text{mrad}$.

	LHCb(HL-LHC)	CEPC(Tera-Z)	CEPC/LHCb
$b\bar{b}$ statics	43.2×10^{12}	0.152×10^{12}	1/284
Acceptance \times efficiency	7%	75%	10.7
Br	6×10^{-6}	12×10^{-6}	2
Flavour tagging	4.7%	20%	4.3
Time resolution ($\exp(-\frac{1}{2}\Delta m_s^2 \sigma_t^2)$)	0.52	1	1.92
scaling factor ξ	0.0014	0.0019	0.8
$\sigma(\phi_s)$	3.3 mrad	4.3 mrad	

Impact from time resolution and flavour tagging



- Time resolution and tagging power dependence for observables. ($\Delta\Gamma_s$: Toy MC, ϕ_s : analytic, validated with Toy MC)
- ϕ_s resolution has potential to be improved with better tagging power.
- $\Delta\Gamma_s$ (and also Γ_s) has weak dependence: lose the factor of 4.3×1.92 .



- Black point: SM global fit (CKMfitter group/UTfit collaboration) + HQE prediction. ([Proc.Int.Sch.Phys.Fermi 137\(1998\)329](#), [Adv.Ser.Direct.High Energy Phys.15\(1998\)239](#))
- Circles: expected confidential region.(68% CL)

Summary

- Competitive ϕ_s resolution for CEPC(Tera-Z) and LHCb(HL-LHC).
 - Expected ϕ_s resolution: CEPC(Tera-Z) a little better than LHCb(HL-LHC) → a little worse than LHCb(HL-LHC).
 - CEPC has potential to improve the flavour tagging to get better ϕ_s resolution.
- Only in the 10-Tera-Z configuration, can Z factories be competitive to the LHCb(HL-LHC) for $\Delta\Gamma_s$ and Γ_s measurements.
- Particle identification is critical.
 - We assume perfect distinguish between lepton and hadron.
 - Hadron pid is not used in reconstruction. With the information, a better efficiency is expected.
 - Tagging power drop fast with particle misidentification.
- Vertex reconstruction is critical for background suppression.

Thank you for your attention!