

# Assembling




Flex

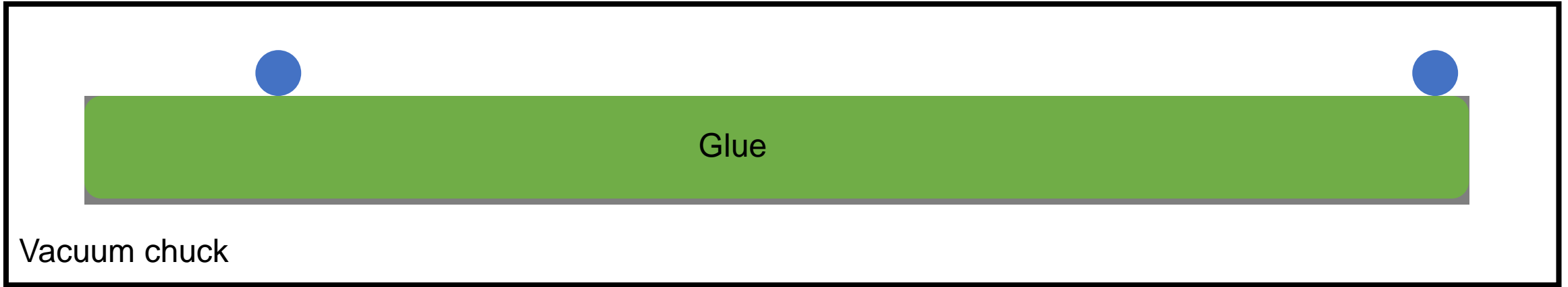
Chips

U2

U1



# Assembling



Flex

Chips


U2

U1

# Assembling




# Add some weight

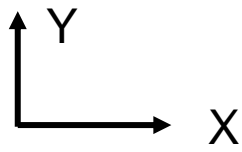


JCLC7N  
Material: Polypropylene  
P/N: 180-520C  
Pkg: 100pc/bag  
Size: Total length






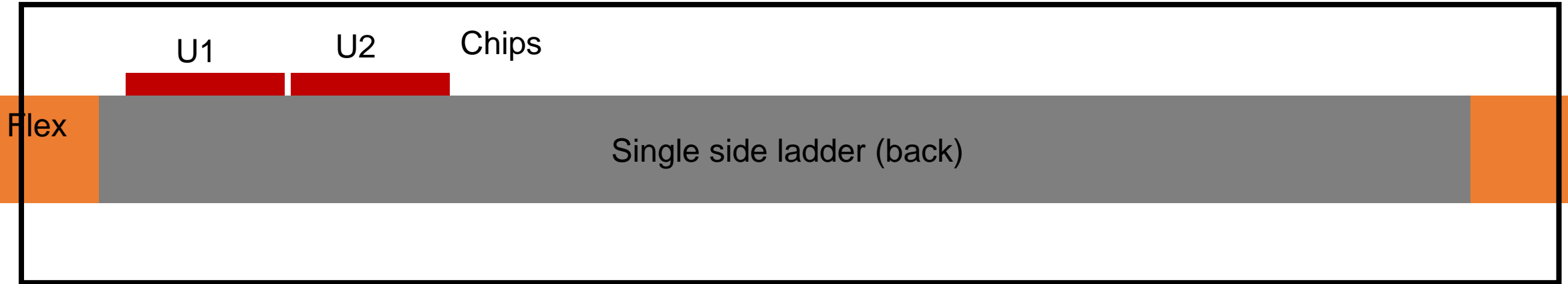
# Removing from the chuck



If there is glue spillage, try to rotate the support lightly (not touching the flex) and try to take the ladder down. And move the ladder to the protection.



# Double Side Assembling



Almost like single side, but without vacuum chuck





# Double Side Assembling

Almost like single side, but without vacuum chuck

U1

U2

Chips

Flex

weight



## Removing from the chuck

If there is glue spillage, try to rotate the ladder and take it down.

