

Precise luminosity determination with small-angle Bhabha scattering

Renat Sadykov
on behalf of the SANC team

DLNP JINR

The 2023 International Workshop on the High Energy
Circular Electron Positron Collider
October 24, 2023



Motivation

The standard problem of every collider experiment is luminosity monitoring. At e^+e^- colliders the most common methods are:

- 1 small and large angle Bhabha scattering,
- 2 lepton-pair production in e^+e^- collisions,
- 3 large angle e^+e^- annihilation into photon pair.

On the theory side, the most used and most advanced codes for Bhabha process are BHLUMI, BHWIDE, BabaYaga, MCGPJ, ReneSANCe.

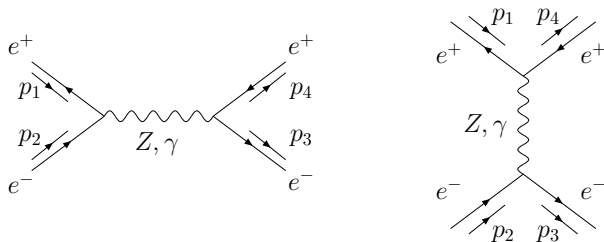
Of the above codes, only BHLUMI, BabaYaga are used extensively to estimate the luminosity by Bhabha scattering at small angles.

Our group plans to develop a code for Bhabha process calculations which will include all the theoretical achievements up to date. Here we present our first step (complete one-loop results) in the study of the small angle Bhabha scattering (SABS) cross section by the means of events generator **ReneSANCe**.

We consider the process

$$e^+(p_1) + e^-(p_2) \rightarrow e^-(p_3) + e^+(p_4)(+\gamma(p_5))$$

at the complete one-loop electroweak level and evaluated the effects due to the working in the region of phase space when one of the electron is scattered by nearly zero angle.



Features of SABS

- SABS is an almost purely electromagnetic process, which allows in principle to compute theoretical predictions for SABS within the perturbative theory approach with high accuracy.
- The differential distribution is strongly peaked at small angles where it behaves like $\sim 1/\theta^4$.
- Usually an MC generator has a cut-off for a minimum scattering angle to avoid divergence.

Experimental issues of SABS measurements

- The SABS cross section is usually measured with the help of calorimeters which are typically not equipped with tracking systems.
- Thus, it is impossible to distinguish a scattered electron from a radiated photon with the same energy.
- Potential background to Bhabha process are the events when one of the electrons is scattered by nearly zero angle, while an energetic photon is detected in the luminosity calorimeter.
- Another background is provided by the process of electron-positron annihilation into two (or more) photons which hit the luminosity calorimeters.

Cross-check with the 1996 LEP Workshop

Firstly, we compare the technical precision of our codes with results presented in the proceedings of the CERN Workshop for SABS at LEP era. For the tuned comparison we used non-calorimetric event selection (ES) called BARE1 and calorimetric ES called CALO1.

All numbers produced in setup the Workshop ¹ for the $\mathcal{O}(\alpha)$ matrix element without contribution of the Z exchange, up-down interference and vacuum polarization. The results are shown with various values of the energy-cut $z_{min} = s'/s$, where s' is the collision energy after ISR.

¹Jadach, S. and others, *Event generators for Bhabha scattering*, CERN Workshop on LEP2 Physics (followed by 2nd meeting, 15-16 Jun 1995 and 3rd meeting 2-3 Nov 1995), hep-ph/9602393

Technical agreement: ReneSANCe vs BHLUMI

Comparison of BARE1 and CALO1 for the $\mathcal{O}(\alpha)$ matrix element. Z exchange, up-down interference and vacuum polarization are switched off. The center of mass energy is $\sqrt{s} = 92.3$ GeV. The results are shown with various values of the energy-cut $z_{min} = s'/s$.

z_{min}	ReneSANCe	BHLUMI	ReneSANCe	BHLUMI
	BARE1: σ [nb]		CALO1: σ [nb]	
.100	166.01(1)	166.05(2)	166.33(1)	166.33(2)
.300	164.71(1)	164.74(2)	166.05(1)	166.05(2)
.500	162.19(1)	162.24(2)	165.26(1)	165.29(2)
.700	155.41(1)	155.43(2)	161.77(1)	161.79(2)
.900	134.36(2)	134.39(2)	149.91(1)	149.93(2)

Generator cuts and input parameter sets

We generated Bhabha events, where each arm of the luminometer registered an energy shower from an electron or photon. **No restriction on minimum scattering angle was set.**

- Electrons were allowed to scatter by any angle, down to zero.
- Luminosity acceptance was assumed $30 \text{ mrad} < \vartheta < 174.5 \text{ mrad}$.

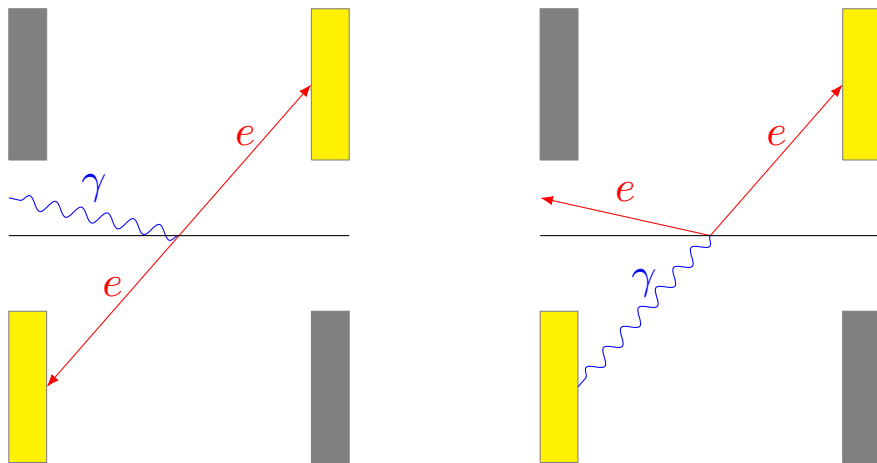
Numerical results were obtained in the full phase space, in the $\alpha(0)$ electroweak scheme for the following set of input parameters:

$\alpha^{-1}(0) =$	137.035999084	$\Gamma_W =$	2.0836 GeV	$\Gamma_Z =$	2.4952 GeV
$M_H =$	125.0 GeV	$M_W =$	80.379 GeV	$M_Z =$	91.1876 GeV
$m_u =$	0.062 GeV	$m_d =$	0.083 GeV	$m_s =$	0.215 GeV
$m_c =$	1.5 GeV	$m_b =$	4.7 GeV	$m_t =$	172.76 GeV
$m_e =$	0.51099895 MeV	$m_\mu =$	0.1056583745 GeV		
$m_\tau =$	1.77686 GeV.				

Geometry and acceptance event selection:

- **ES-BARE** – each arm of the luminometer is hit by an electron (positron) with the energy $E_{e^\pm} > 0.5E_{\text{beam}}$ without taking into account photons.
- **ES-CALO** – each arm of the luminometer is hit by electron and/or photon(s) with total energy $E_{e^\pm, \gamma} > 0.5E_{\text{beam}}$.

Scheme of the two cases under consideration: ES-BARE (left) and ES-CALO (right)



Results: ES-BARE vs ES-CALO

- The ES-CALO cross-section at $\sqrt{s} = 240$ GeV is 3% larger than ES-BARE Bhabha cross-section, when both beam particles must hit the luminometer.
- Majority of the effect is due to the events with collinear photon or due to the events when electron is scattered by an angle LARGER than the luminosity acceptance, while hard ISR photon hits the luminometer.
- Such events can be (and have been!) taken into account by any NLO Bhabha generator.
- LEP luminosity measurement (hopefully) was not affected by those events.

Results for the ES-BARE

To represent numerical result of each contributions we evaluate corresponding relative corrections defined as

$$\delta = \frac{\sigma^{\text{contr.}}}{\sigma^{\text{Born}}} - 1, \%$$

\sqrt{s} , GeV	91.18	240
σ^{Born} , pb	135008.457(1)	19473.628(2)
$\delta^{\text{one-loop}}$, %	-1.509(2)	-0.828(3)
δ^{QED} , %	-6.170(2)	-7.002(3)
δ^{weak} , %	0.00918(3)	-0.00675(2)
δ^{VP} , %	4.65262	6.18667
$\delta^{\text{weak+VP}}$, %	4.66180(3)	6.17992(3)

New effect

- About ~ 1.4 permille of the total cross-section (both at $\sqrt{s} = 91.18$ and 240 GeV) is represented by of events with electron scattering angle **below** the luminometer acceptance.
- Those events have been missed by earlier generators.
- In particular, this effect was a bias of the LEP luminosity measurement.

Integrated cross section and relative corrections

- ES-BARE: each arm of the luminometer is hit by an electron,
- ES-CALO: each arm of the luminometer is hit by an electron or photon,
- $\vartheta > 0.030$: same as ES-CALO, but electron is scattered into the luminometer acceptance **or below**.

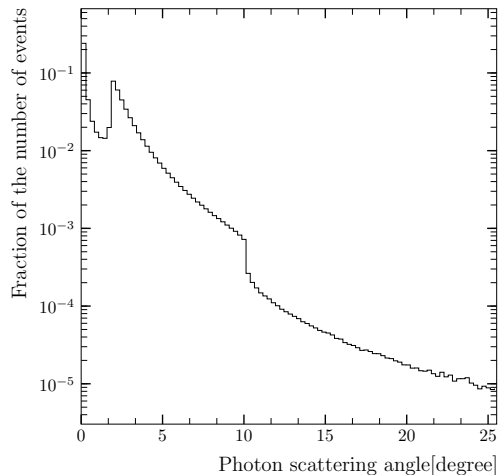
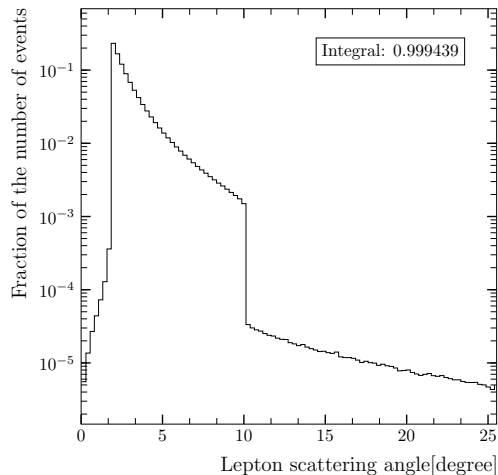
\sqrt{s} , GeV	91.18	240
σ^{Born} , pb	135008.457(1)	19473.6283(2)
δ^{QED} (ES – BARE), %	–6.170(2)	–7.002(3)
δ^{QED} (ES – CALO), %	–3.486(4)	–3.992(4)
δ^{QED} ($\vartheta > 0.030$), %	–3.349(2)	–3.854(4)
Δ^{QED} ($\vartheta > 0.030$)	$1.37(4) \times 10^{-3}$	$1.38(6) \times 10^{-3}$

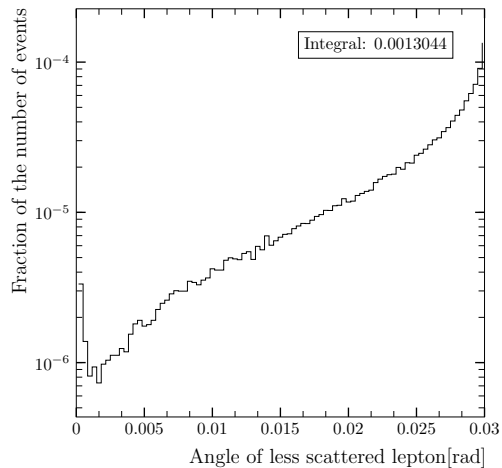
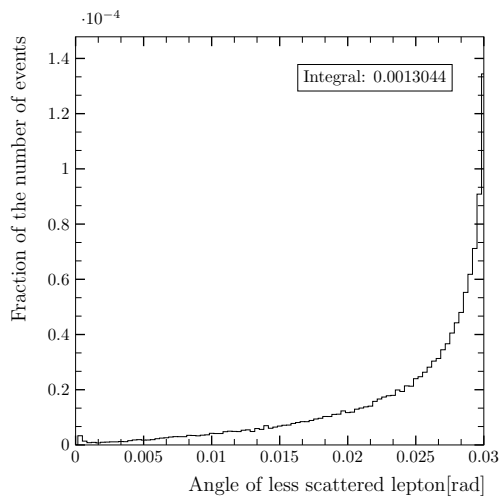
Angular distributions

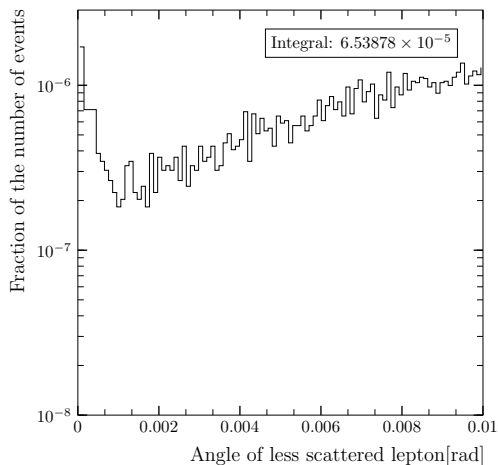
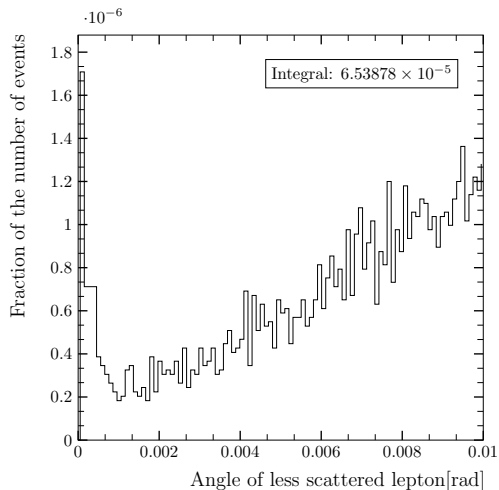
We illustrate the results with several angular distributions at two energies of 91.18 GeV and 240 GeV:

- Distribution of fraction of the number of Bremsstrahlung photon events over the photon scattering angle $\vartheta_{15} = \vartheta_\gamma$, i.e. the angle between particle p_1 (positron e^+) and particle p_5 , photon.
- Distribution of fraction of the number of lepton events over the lepton scattering angle ϑ_{14} , i.e. the angle between particle p_1 (positron e^+) and particle p_4 , positron.

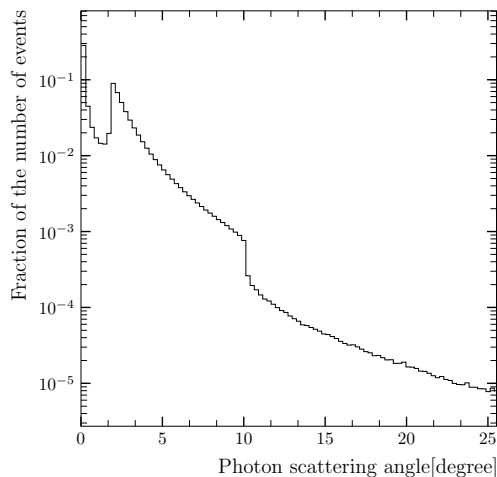
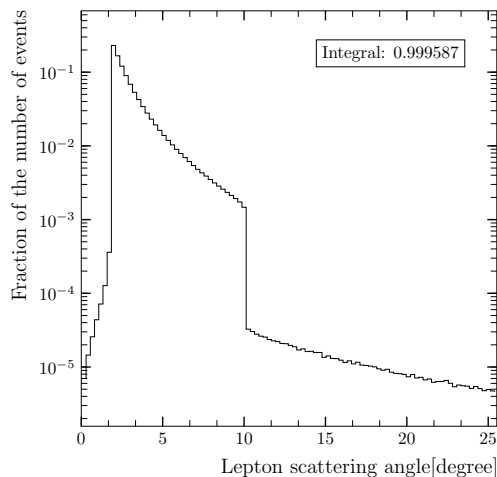
Distributions of lepton (left) and photon (right) scattering angles at $\sqrt{s} = 91.18$ GeV



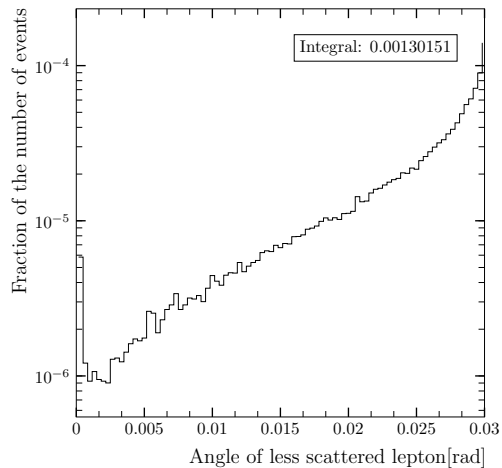
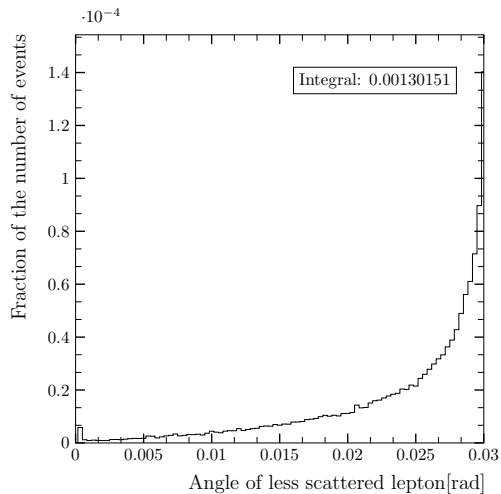
Distribution of lepton scattering angle at $\sqrt{s} = 91.18$ GeV

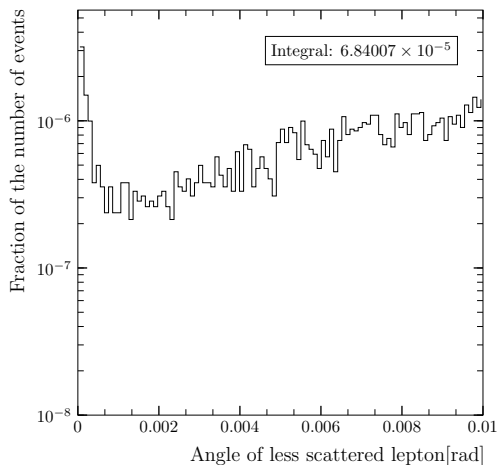
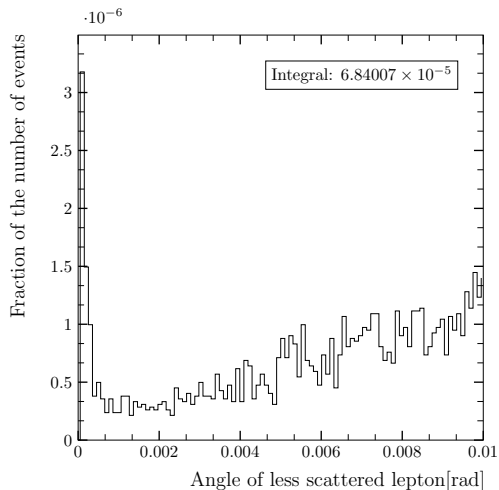
Distribution of lepton scattering angle at $\sqrt{s} = 91.18$ GeV

Distributions of lepton (left) and photon (right) scattering angles at $\sqrt{s} = 240$ GeV



Distribution of lepton scattering angle at $\sqrt{s} = 240$ GeV



Distribution of lepton scattering angle at $\sqrt{s} = 240$ GeV

Conclusions

- Bhabha generator at complete 1-loop EW level is ready.
- Technical agreement with LEP-era generators is achieved.
- A unique feature of the **ReneSANCe** generator is the possibility to simulate electron scattering by infinitely small angles. This allows to take into account events in which one arm of the luminosity calorimeter is fired by an energetic ISR photon, while an electron is scattered by very small angle and escapes detection. If not taken into account, this effect leads to a luminosity bias of 1.3-1.4 ‰, both at Z pole and at 240 GeV.
- The bias can be avoided by generating events down to 10 mrad scattering angles. In this case the bias value becomes less than 10^{-4} .
- Further development: higher order radiative corrections and exponentiation.

**The research is supported by grant of the Russian Science Foundation
(project No. 22-12-00021)**

Thank you for your attention!