

# Progress and Plan

Mingyi Dong

2024.9.9


# Progress in the experimental hall last week

	Planned tasks last week	Time needed (day)	person in charge	Status
1	Installation of the tools for inner MDC removal	5	Facilities Operation group (Jing Xiaoping)	Almost finished
2	Change MDC operation gas	3	Xiaolan Luo	done
3	Final preparation before pulling out iMDC	3	Mingyi Dong	in progress
4	Final check before pulling out iMDC	1	Mingyi Dong	in progress

# Installation of the tools for iMDC removal

- September 2-5



- Installed the big legs on both side (two on east side, and one on west side)
- Fixed the base structures and Installed the small legs on both side (one on each side)
- Installed the support platform for operation at the MDC





# Installation of the tools for iMDC removal

- On September 6, 9
  - Inserted the long rail from the east side to west side
  - To ensure safety, a third big leg was installed on the east side








# Preparation before pulling out iMDC

- Sep. 3 - 8

- Replaced the gas mixture for MDC with Ar on Sep.3
- Disconnect the gas pipes of the inner chamber, and monitored the gas with flammable gas and oxygen sensors
- Removed the screws in r direction on west flange1 and loosed the screws in z direction for connection of west flange1 and flange2. And then checked the gas leakage. There are leakage on west side
- Removed the glue on the screws in z direction for connection of east flange1 and flange2









# Preparation before pulling out iMDC

- Sep. 6 - 9

- Removed the target bases on east sides and positioning pins on west side.
- Install and glue the screw nuts for installation of the connection flange on west side



# Plan for next week

	Tasks	Time needed (day)	person in charge
1	Finished the installation of the tools for inner MDC removal	3	Facilities Operation group (Jing Xiaoping)
3	Finished the preparation before pulling out iMDC	2	Mingyi Dong
4	Final check before pulling out iMDC	1	Mingyi Dong
4	pull out iMDC	1	Mingyi Dong, Facilities Operation group (Jing Xiaoping)
5	Installation of new CF cylinder and gas sealing	2	Mingyi Dong, Facilities Operation group (Jing Xiaoping)

Backup



# Schedule (may be updated each week)

No.	tasks	Duration (day)	Start time and stop time	Sub-system involved
1	Removal of equipment of machine		July 1- Aug. 6	Utility, Small angle lum. Detector and ZDD, Beam pipe, slow control
2	Pull-out of EEMC			Utility, EMC, TOF, MDC, MUC
3	Removal of inner chamber (Operate simultaneously on both sides )	51	Aug. 7- Sep.7 Sep.8- Sep. 28	MDC, MDC electronics, Gas, Mechanics, Laser Alignment group, Trigger, DAQ, Slow control
4	Installation of CGEM	44	Sep.29- Nov. 11	CGEM group, MDC, MDC electronics, Gas, Mechanics, Laser Alignment group, Trigger, DAQ, Slow control
5	Recover EEMC		Nov. 12-Dec.30	Utility, EMC, TOF, MDC, MUC
6	Recover equipment of machine			Utility, Small angle lum. Detector, ZDD, Beam pipe, slow control,
total		180 days	July 1- Dec.30	

# Key tasks before extraction of iMDC and installation of CGEM

- CGEM Mock-up insertion test ( Done, successful )
- Laser alignment preparation (Done)
- Extraction of the inner MDC is considered to be the most critical point. Continue inner chamber extraction test (Done, passed the review)
- Continue CGEM cosmic-ray test to gain more experience with the full detector
- CGEM integrated and tested with BESIII DAQ, trigger, and slow control