



Higgs Hadronic Decays at CEPC

Xinzhu Wang (SJTU)

With Chunxiang Zhu, Yifan Zhu, Kun Wang, Haijun Yang

2025 Postdoctoral Frontier Symposium in Physics and Astronomy
Tsung-Dao Lee Institute, 2025/09/24-26

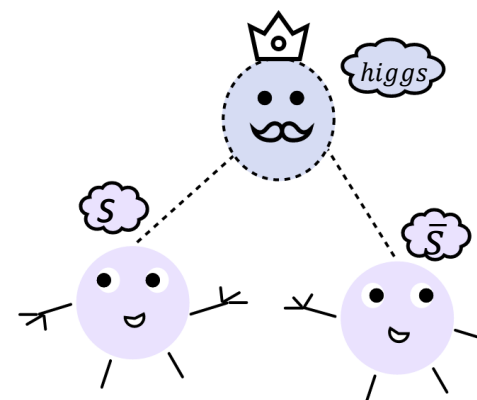


上海交通大學
SHANGHAI JIAO TONG UNIVERSITY

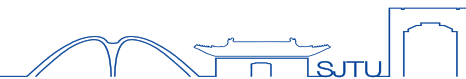
Outline



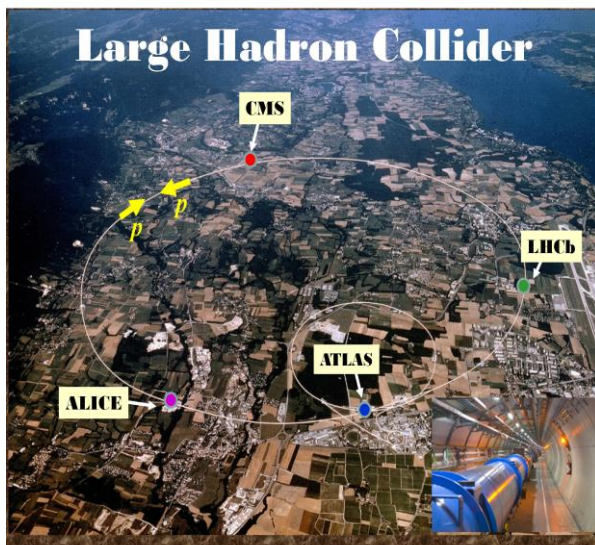
- Precision study of Higgs hadronic decays is crucial for testing Yukawa couplings
- Our study shows that **CEPC's advantages**, together with advanced **machine-learning** techniques, can significantly improve the precision in $H \rightarrow b\bar{b}/c\bar{c}/g\bar{g}/s\bar{s}$
- $H \rightarrow s\bar{s}$: make a **first measurement** with main backgrounds considered



Precision measurements of the Higgs boson



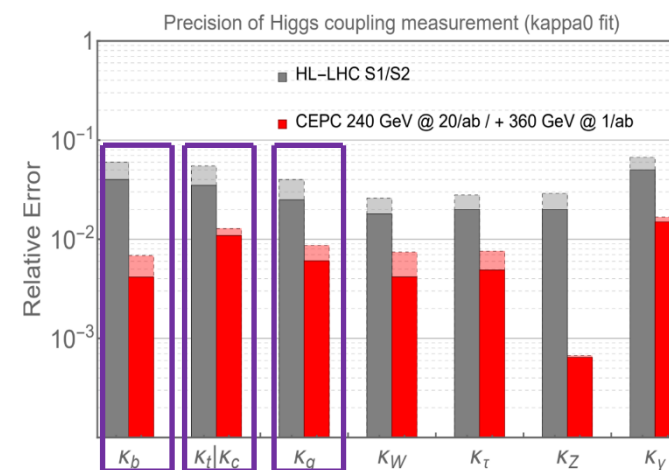
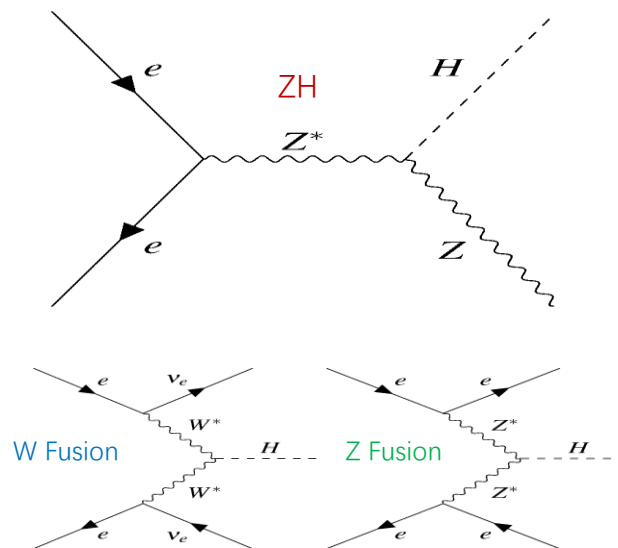
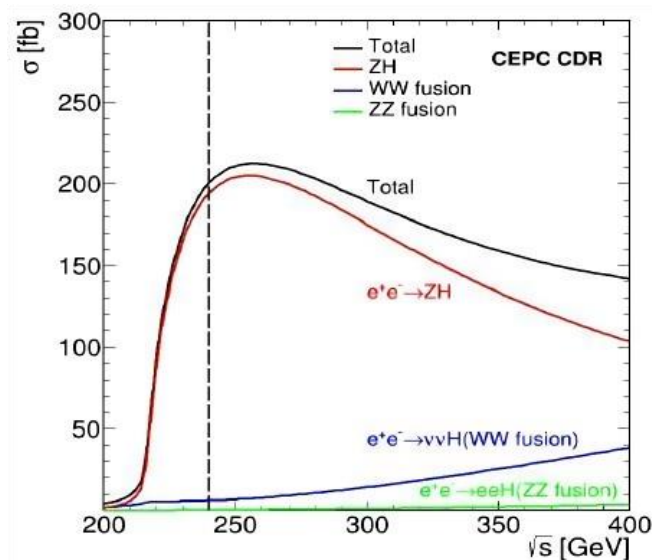
- Over ten years after Higgs discovery, it's still central to particle physics
- Studying Higgs decays is important at the LHC
- **Higgs Hadronic decays** is **Challenging** in LHC
- Proton-proton collisions produce overwhelming QCD backgrounds and pile-up



Decay channel	Reported quantity	Relative uncertainty	Reference
H → bb	$\mu_{bb} \approx 1.04 \pm 0.20$	~19 %	CMS-PAS-HIG-18-016
H → cc	$\kappa_c < 5.7 \times \text{SM}$ (95% CL upper limit)	—	Nature 607 (2022) 52
H → gg, ss	Unobserved	—	—
H → $\gamma\gamma$	$\mu_{\gamma\gamma} = 1.18^{+0.17}_{-0.14}(\text{stat}) \pm 0.09(\text{syst})$	~15–16 %	arXiv:1804.02716
H → $\mu\mu$	$\mu_{\gamma\gamma} = 1.19^{+0.40}_{-0.39}(\text{stat})^{+0.15}_{-0.14}(\text{syst})$	~35–40 %	arXiv:2009.04363
H → $Z\gamma$	$\mu_{Z\gamma} = 2.2 \pm 0.7$ (relative to SM)	~32 %	HIG-23-002
H → $\tau\tau$	$\mu_{\tau\tau} = 1.09^{+0.27}_{-0.26}$	~25 %	arXiv:1708.00373
H → WW/ZZ	$\mu = 1.002 \pm 0.057$ (combined fits)	~5.7 %	arXiv:2207.00043

Higgs factory: CEPC

- CEPC is a next-gen e^+e^- collider purpose-built for Higgs boson physics
- Produce **4 million** higgs bosons by $e^+e^- \rightarrow ZH$ mode @ 240 GeV
- **Low QCD background, no pile-up, well-defined initial state**
- Higgs coupling precision can be improved by an order of magnitude

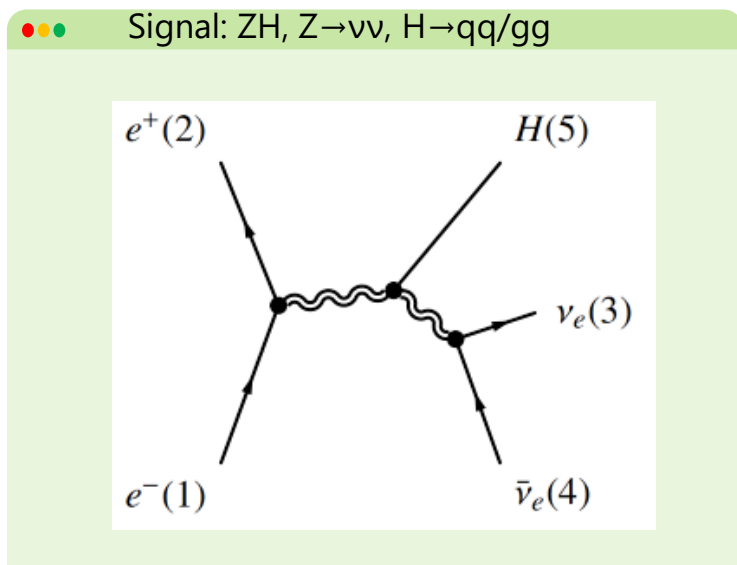


CEPC snowmass 2021

Simulation samples



- **Signal:** $e^+e^- \rightarrow ZH, Z \rightarrow \nu\bar{\nu}, H \rightarrow b\bar{b}, c\bar{c}, s\bar{s}, u\bar{u}, d\bar{d}$ and gg @ 240GeV
 - 10 Million samples for each channel, 25% for jet taging training, 75% for event selection
- **Backgrounds:** Dominated by 2fermions and 4fermions processes
 - 2f process has large cross section \rightarrow add Event filter to save computing resources



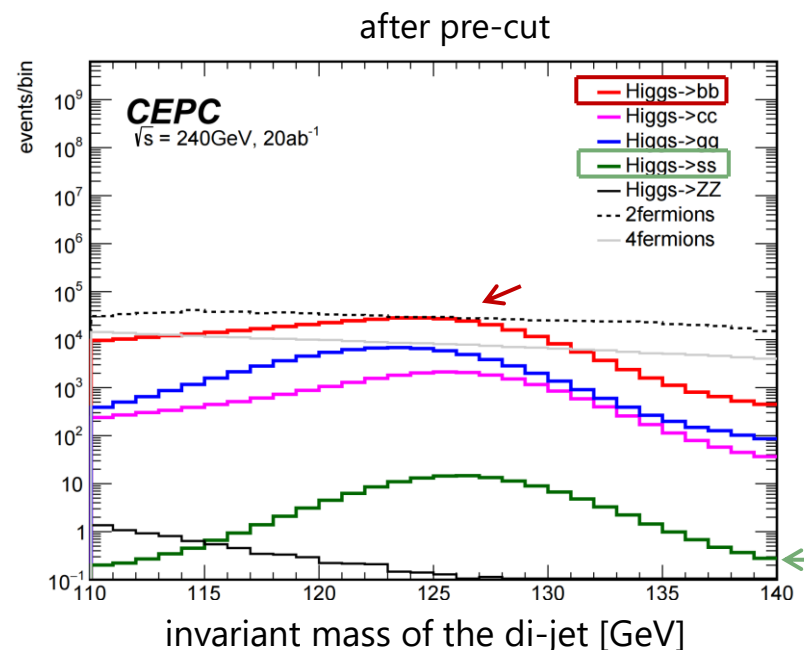
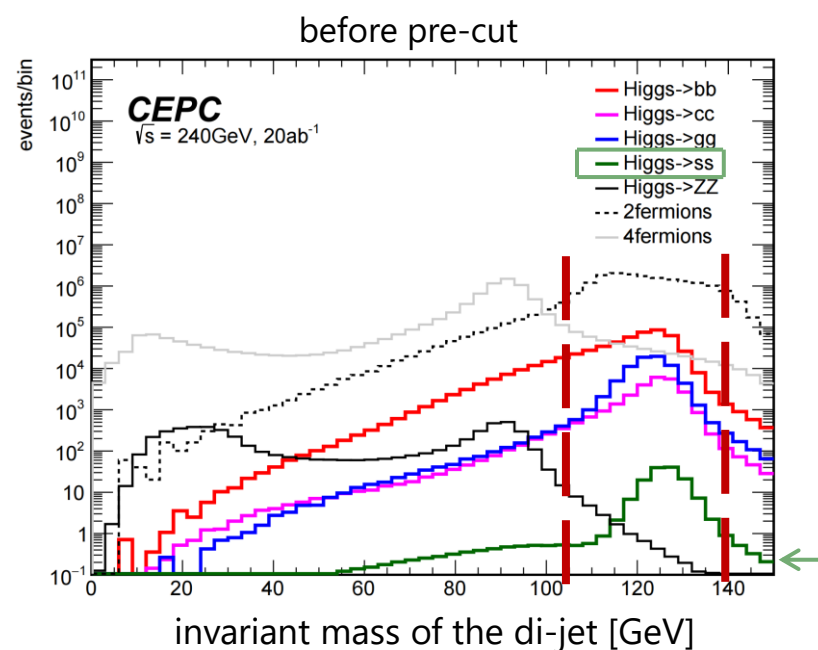
Category	channel	cross section [fb]	expected events [M]	simulated events [M]
Signal	ZH, Z \rightarrow vv, H \rightarrow bb	26.71	0.5342	10
	ZH, Z \rightarrow vv, H \rightarrow cc	1.35	0.027	10
	ZH, Z \rightarrow vv, H \rightarrow ss	0.01	0.0002	10
	ZH, Z \rightarrow vv, H \rightarrow gg	3.97	0.0794	10
	ZH, Z \rightarrow vv, H \rightarrow ZZ; Z \rightarrow vv, Z \rightarrow qq	0.34	0.0068	10
Background	4f	369.71	7.3942	44
	2f	54106.86 1213.25	1082.1372 24.2650	6

Pre-cut



- **Take H-→ss as signal**, before pre-cuts: Significance $Z \approx 0.03$ (almost negligible)
- With simple pre-cut on observables: Significance $Z \approx 0.11$ (improved but still low)
 - pre-cut on jet momentum, missing energy and invariant mass of the di-jet
- Jet flavor separation (e.g. $h \rightarrow ss$ vs $h \rightarrow bb/cc/gg$) remains challenging

$$Z = \sqrt{2[(S+B)\ln(1+S/B) - S]} \\ \approx \frac{S}{\sqrt{B}} \text{ when } S \ll B$$

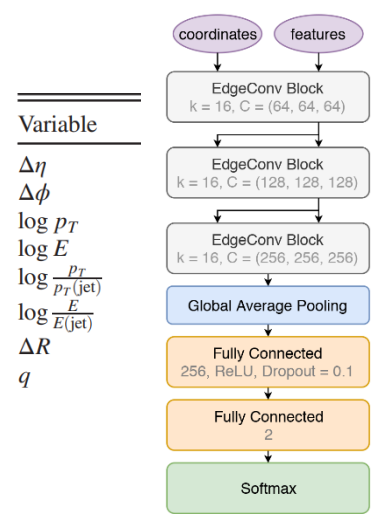
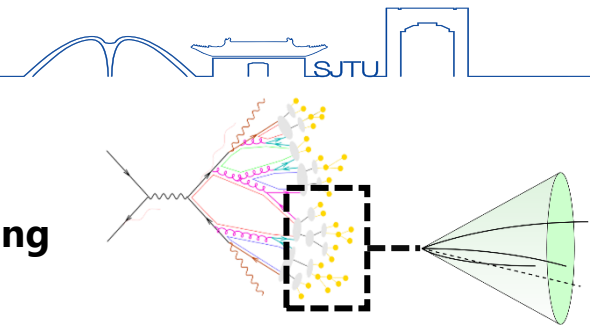


pre-cut

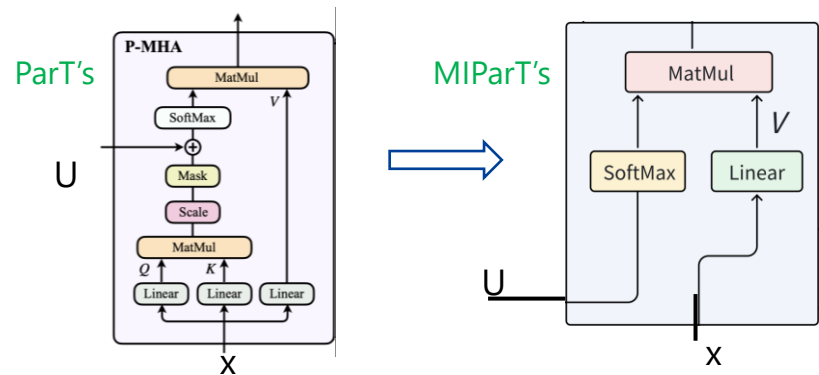
leading jet p_z : (-95~95)GeV
 leading jet p_t : (15~100)GeV
 missing energy Z : (-55,55)GeV
 invariant mass: (110, 140)GeV

Jet Flavor Tagging

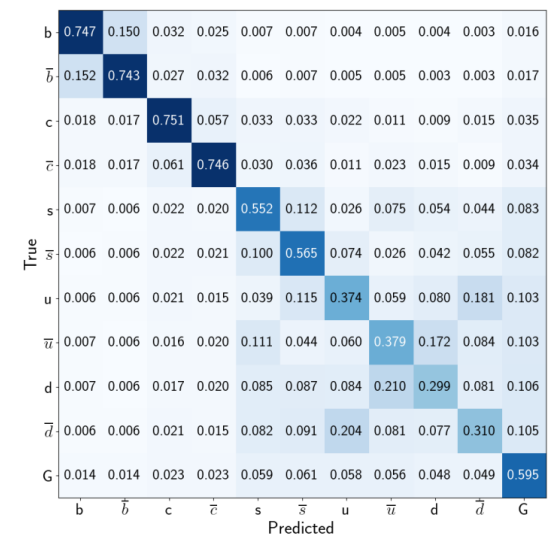
- **Jet**: A detectable particle shower from a single quark or gluon
- The internal structure of jets carries information about their parent particle -> basis of **jet tagging**
- 3 Advanced Jet Flavor Tagging Networks
 - ParticleNet (PN): Uses dynamic graph convolutions to learn both local and global jet substructure ([1902.08570](#))
 - Particle Transformer (ParT): Based on Attention Mechanism, capturing long-range correlations among jet constituents ([2202.03772](#))
 - More-Interaction Particle Transformer (MIParT) :reduces model complexity compared with ParT for more efficiency ([2407.08682](#))



PN



network	Params
ParticleNet	370k
ParT	2.14M
MIParT	720.9k

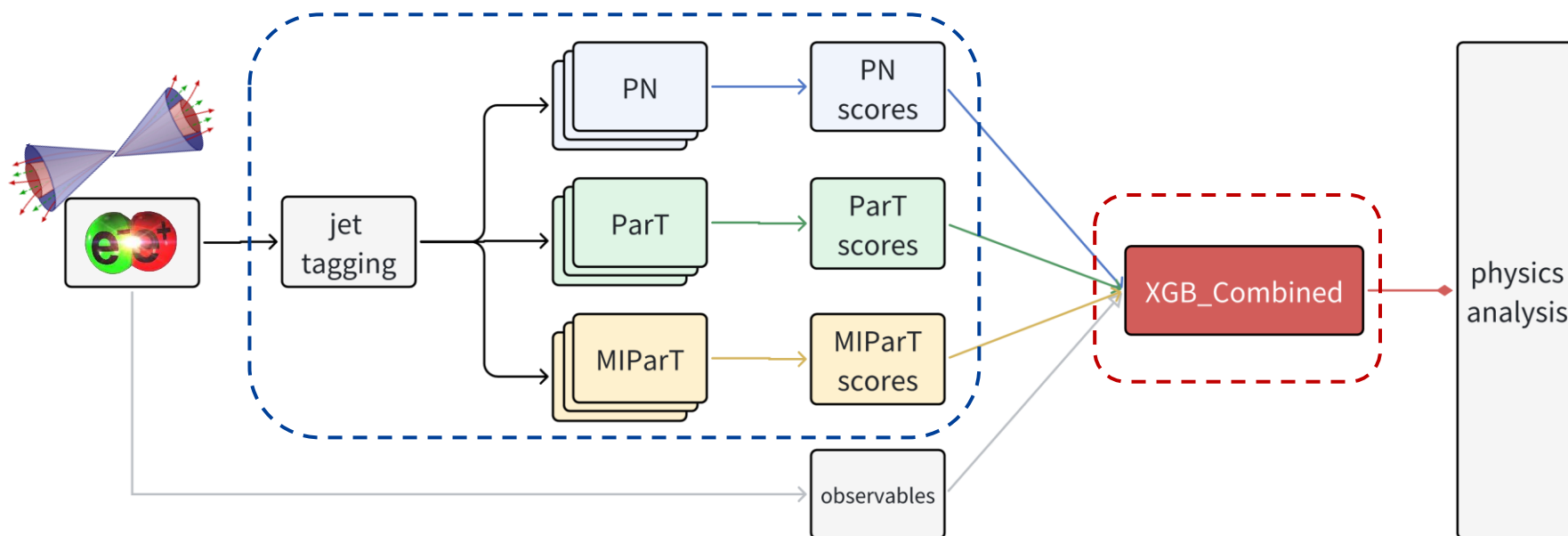


Capable of tagging light jets even charged jets

Analysis strategy



- **Jet tagging train:** Each network trained three times → improves tagging reliability
- **Jet tagging prediction:** Apply the trained networks to every jet in the event to obtain per-jet flavor scores
- **XGB_Combined:** At event level, Combine jet scores with physical observables to train an XGBoost classifier
 - six categories: $h \rightarrow bb$, $h \rightarrow cc$, $h \rightarrow gg$, $h \rightarrow ss$, 2fermions, 4fermions

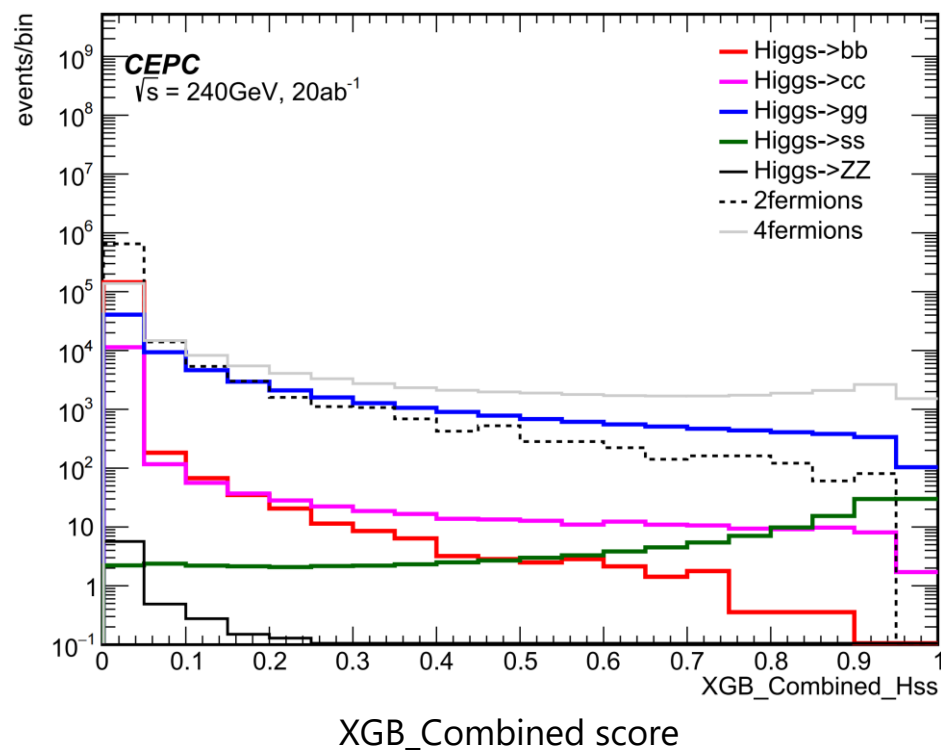


XGBoost Output



- Xgboost score distribution (take $H \rightarrow ss$ as signal)
- Xgboost six categories confusion matrix

Higgs \rightarrow ss as Signal



Confusion Matrix

	4f	H \rightarrow bb	H \rightarrow cc	H \rightarrow gg	H \rightarrow ss	2f
4f	0.704	0.041	0.086	0.066	0.087	0.015
H \rightarrow bb	0.004	0.973	0.003	0.011	0.000	0.009
H \rightarrow cc	0.022	0.002	0.932	0.024	0.010	0.009
H \rightarrow gg	0.049	0.017	0.027	0.820	0.079	0.009
H \rightarrow ss	0.040	0.001	0.005	0.089	0.855	0.010
2f	0.007	0.009	0.006	0.003	0.004	0.972
Predicted	4f	H \rightarrow bb	H \rightarrow cc	H \rightarrow gg	H \rightarrow ss	2f



Higgs→ss events selection

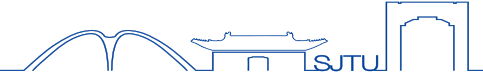


- H→ss as signal
- Total-cut means combining the pre-cut with the cut on the XGBoost score
 - chosen at the point of maximum signal significance Z
- Event yields in the final row are normalized to 20 ab⁻¹
- ML boosts the significance to Z = 1.29 (**0.03**[before pre-cut]→**0.1**[after pre-cut]→**1.29**[after total-cut])

eff & Selected	H→bb	H→cc	H→gg	H→ss	H→ZZ	4f	2f
Total-cut	6.67E-07	0.05%	0.75%	44.68%	1.65E-06	0.05%	4.16E-06
Selected events (20/ab)	0.36	13.63	593.77	89.36	0.01	4059.50	101.05



Higgs $\rightarrow b\bar{b}/c\bar{c}/gg$ events selection




- The selections for $H \rightarrow b\bar{b}$, $H \rightarrow c\bar{c}$, and $H \rightarrow gg$ follow the same procedure as $H \rightarrow ss$.

signal	eff & Selected	H->bb	H->cc	H->gg	H->ss	H->ZZ	4f	2f
	total-cut	53.89	2.73E-05	0.43	1.47E-05	8.39E-06	0.09	2.23E-06
H->bb	Selected events (20/ab)	287924.98	0.73	347.03	0.003	0.06	7161.45	2414.79
	total-cut	0.01%	43.51%	0.36%	5.14E-05	5.77E-06	0.0007	8.11E-07
H->cc	Selected events (20/ab)	61.25	11747.07	283.73	0.01	0.04	5824.03	878.10
	total-cut	0.16%	0.39%	50.17%	1.76%	4.19E-06	0.04%	1.62E-06
H->gg	Selected events (20/ab)	853.22	107.21	39836.00	3.52	0.030	3099.98	1756.21



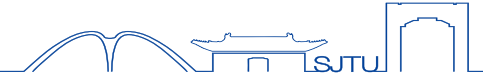
Relative error result



- Relative error = $\frac{\sqrt{S+B}}{S}$
- For $H \rightarrow bb/cc/gg$, compare with *"Precision Higgs Physics at CEPC(2018)"*^α, show significant improvements
- For $H \rightarrow ss$, we report a **78%** relative error — the first time this has been quantified with main backgrounds considered

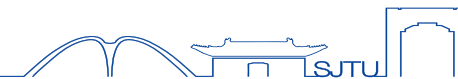
20 ab ⁻¹			
channel	published*	XGB_Combined (Ours)	precision improvement
$Z \rightarrow \nu\nu, H \rightarrow bb$	0.20%	0.18%	10%
$Z \rightarrow \nu\nu, H \rightarrow cc$	1.85%	1.06%	43%
$Z \rightarrow \nu\nu, H \rightarrow gg$	0.70%	0.52%	26%
$Z \rightarrow \nu\nu, H \rightarrow ss$	—	78%	∞

Summary



- Sample
 - Signal: $e^+e^- \rightarrow ZH, Z \rightarrow \nu\bar{\nu}, H \rightarrow q\bar{q}$ and gg @ 240GeV
 - Main Background: 2fermions and 4fermions processes
- Combined advanced jet tagging (ParticleNet/PartT/MI-PartT) with XGBoost classifier to achieve encouraging results
- Relative error = $\frac{\sqrt{S+B}}{S}$, Event yields normalize to 20 ab^{-1}
 - H->bb: 0.18% (improvement 10%)
 - H->cc: 1.06% (improvement 43%)
 - H->gg: 0.52% (improvement 26%)
 - H->ss: 78% (first-time quantification, main backgrounds included)





Thanks for your listening !



Backup



Background Simulation

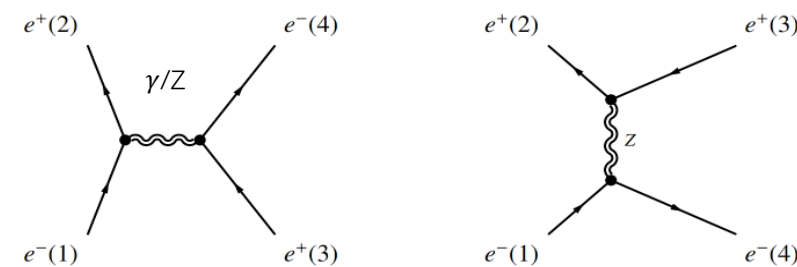


- Background: 4fermions, 2fermions, HZZ
- 2f process has big cross section → Event filter applied for efficiency

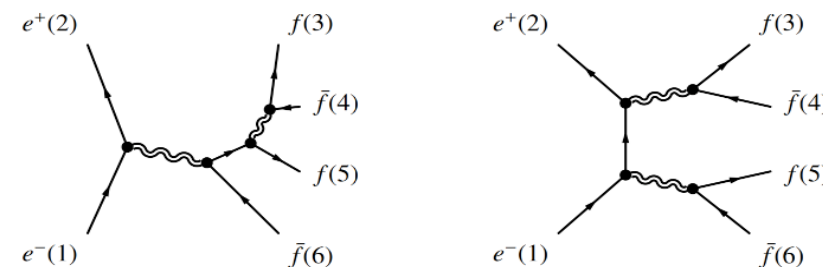
4f

channel	cross section [fb]	expected events [M]	simulated events [M]	scale factor
ZH, $Z \rightarrow \nu\nu$, $H \rightarrow ZZ$; $Z \rightarrow \nu\nu$, $Z \rightarrow qq$	0.34	0.0068	2	0.003
ZZ, $Z \rightarrow \nu\nu$, $Z \rightarrow dd/ss/bb$	139.71	2.7942	2.2	1.270
ZZ, $Z \rightarrow \nu\nu$, $Z \rightarrow uu/cc$	84.38	1.6876	2.2	0.767
Single Z, $\nu\nu$, $Z \rightarrow dd/ss/bb$	90.03	1.8006	2.2	0.818
Single Z, $\nu\nu$, $Z \rightarrow uu/cc$	55.59	1.1118	2.2	0.505
2f, qq	54106.86	1082.1372	1.2	20.22
	1213.25	24.2650		

2fermions process



4 fermions_nu process



Feynman diagram from the CEPC note

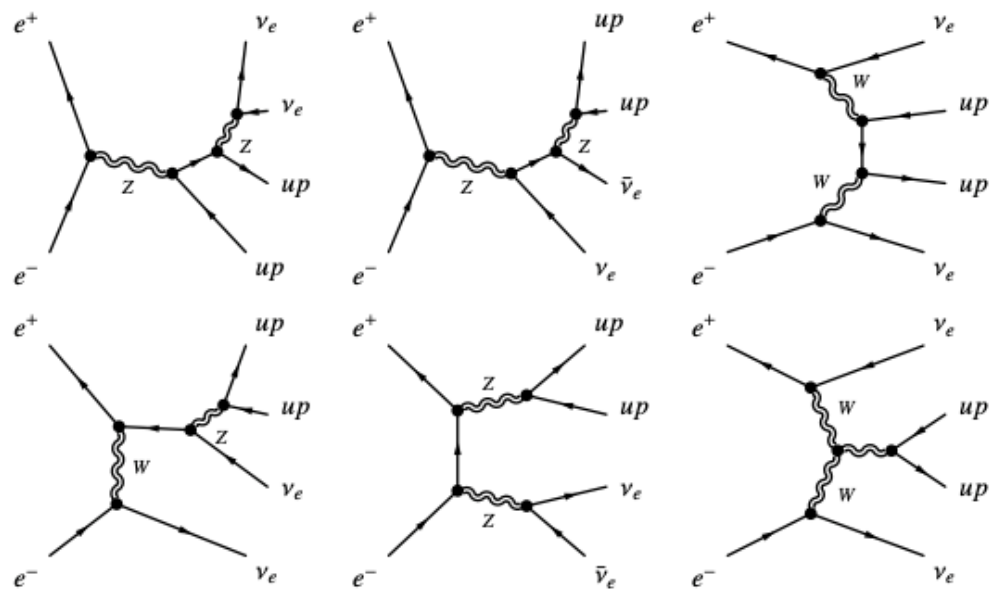


Input channels 4f

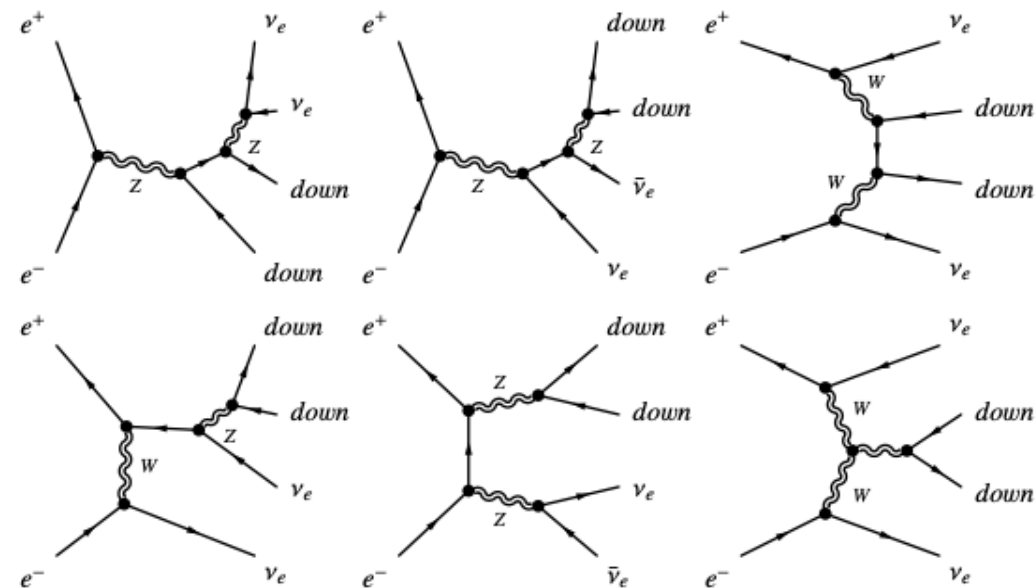


➤ single Z_nu

215 6.35 sznu_sl0nu_up



216 6.36 sznu_sl0nu_down



Feynman diagram from the CEPC note

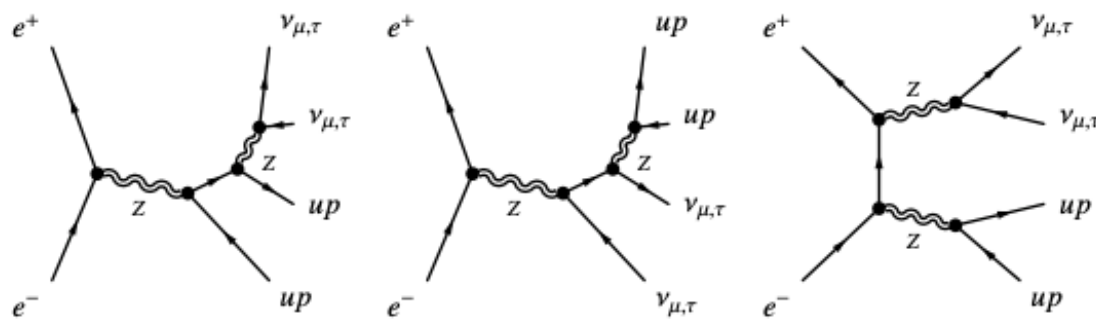


Input channels 4f

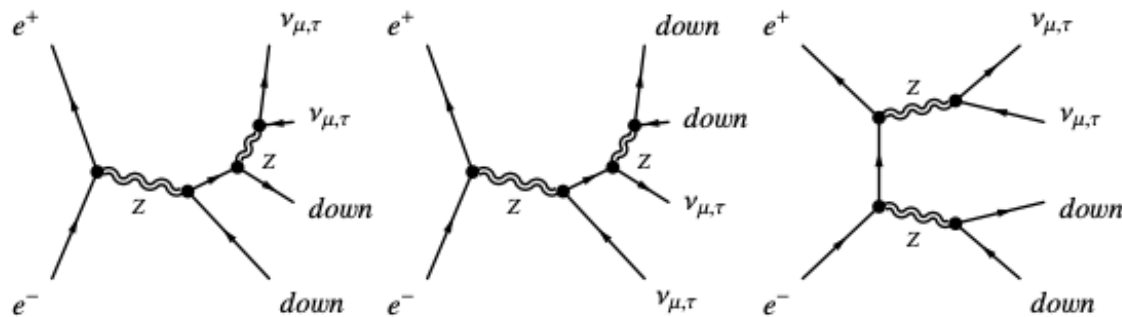


➤ ZZ_nu

185 6.5 zz_sl0nu_up



186 6.6 zz_sl0nu_down



Feynman diagram from the CEPC note



Input features



- Jet constructed by eekt algorithm, each event has 2 jets
 - each jet-level feature, both leading and subleading jet are contained
- For PN/ParT/MIParT, each trained three times
 - 3 scores per type of tagging model per jet

Single Jet Kinematics: jet_pt, jet_pz, jet_eta, jet_theta, jet_phi, jet_energy

Jet Shape & Composition: jet_nParticles, jet_dR, jet_dPT

Jet Pair Observables: mjj, detajj, dthetajj, dphijj

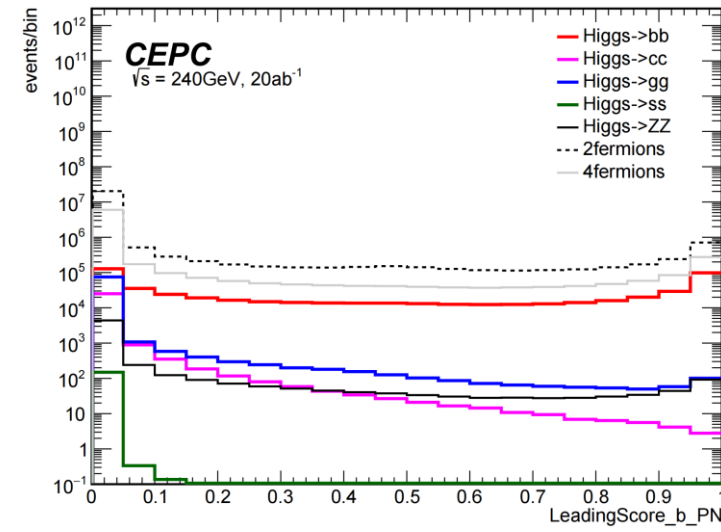
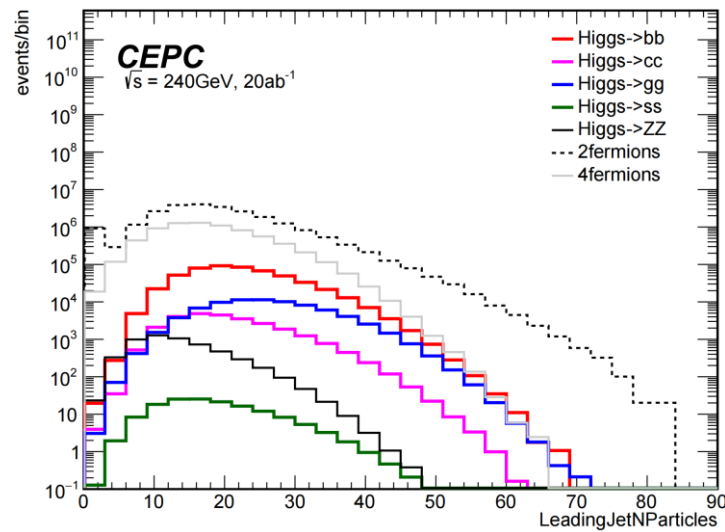
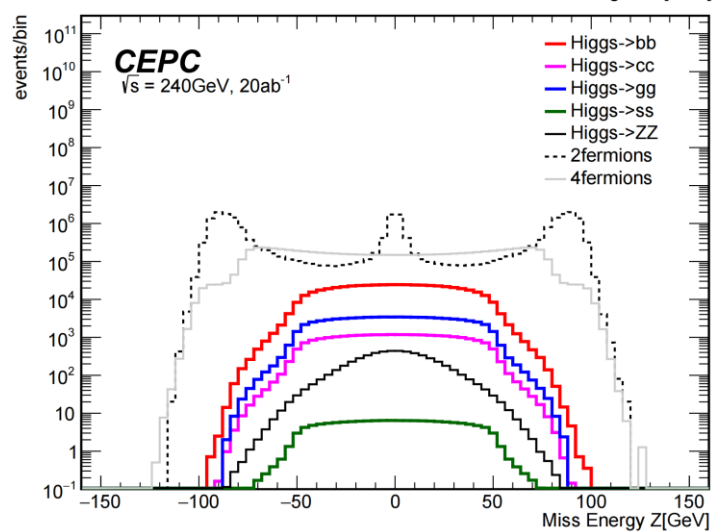
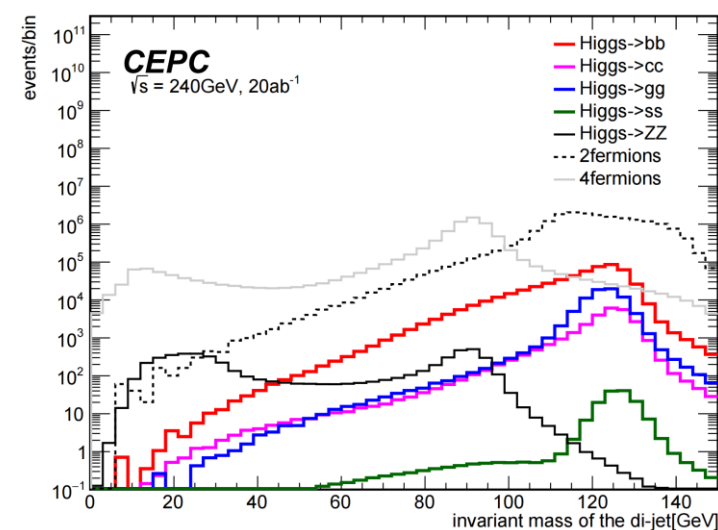
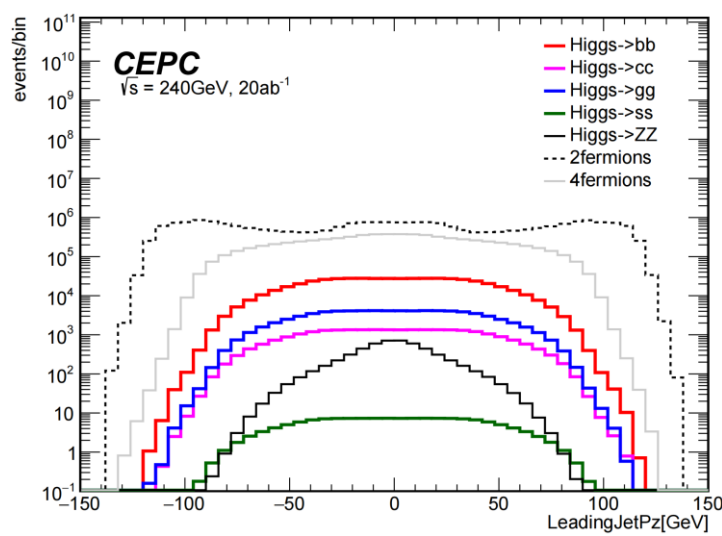
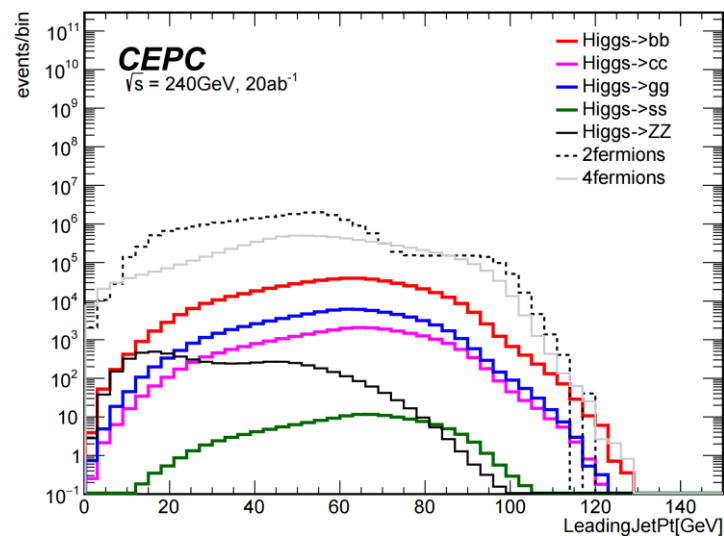
Missing Energy: MET, ME_eta, ME_theta, ME_phi, MEZ, METOHT

Jet-MET Angular Correlations: jet_ME_deta/dphi/dtheta

Jet Flavor Tagging Scores: jet_flavor_score(PN/ParT/MIParT)

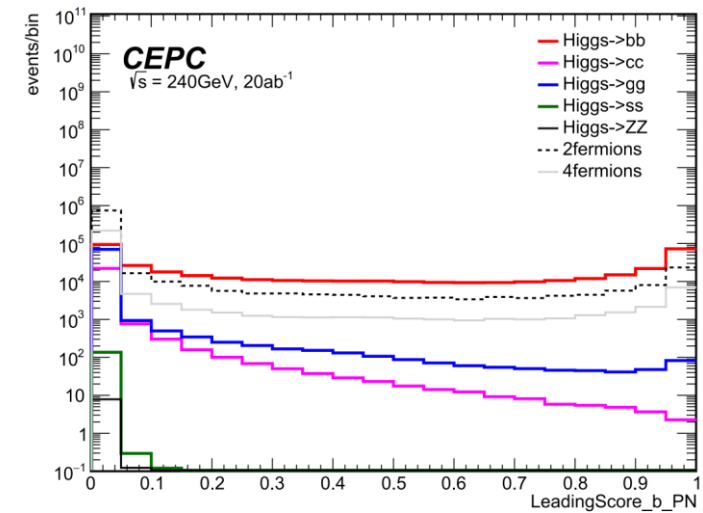
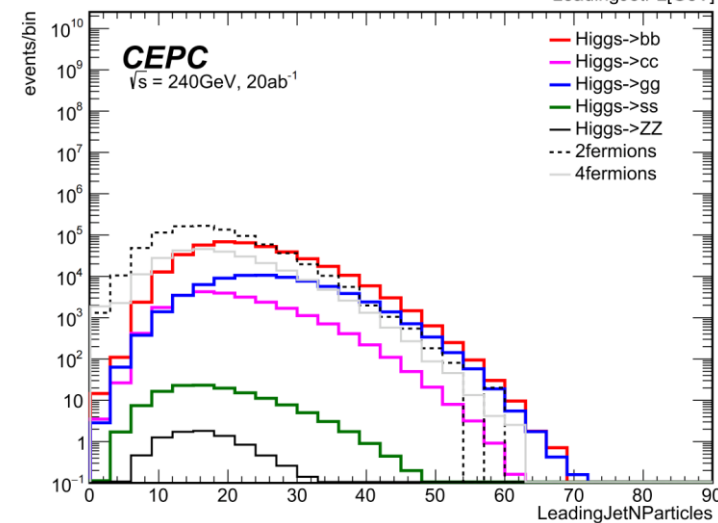
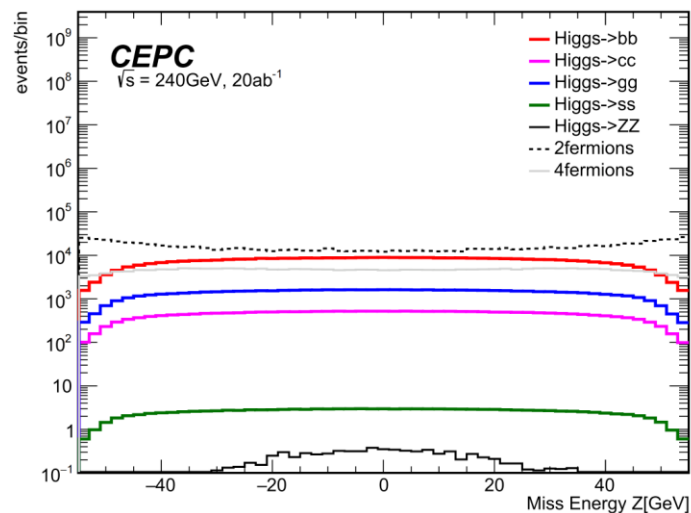
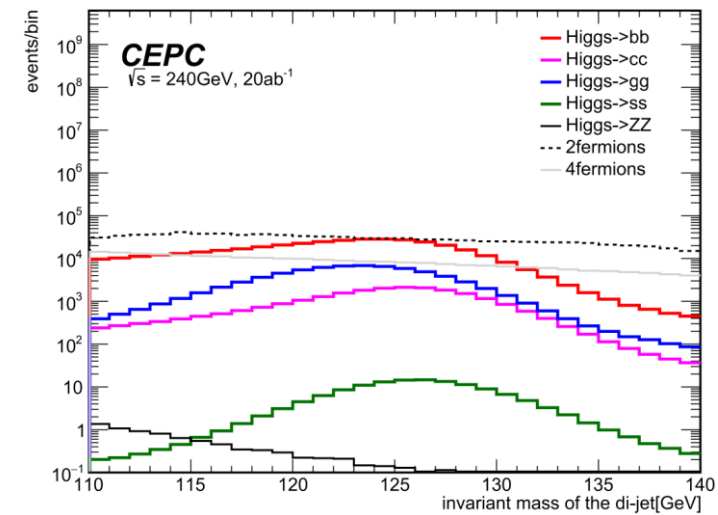
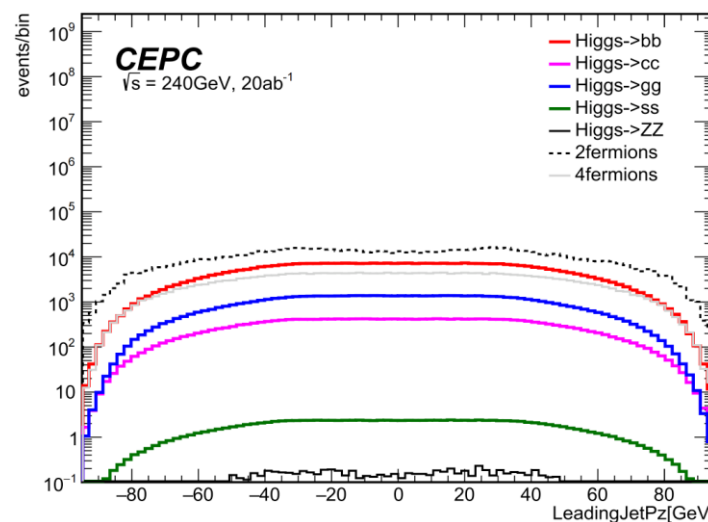
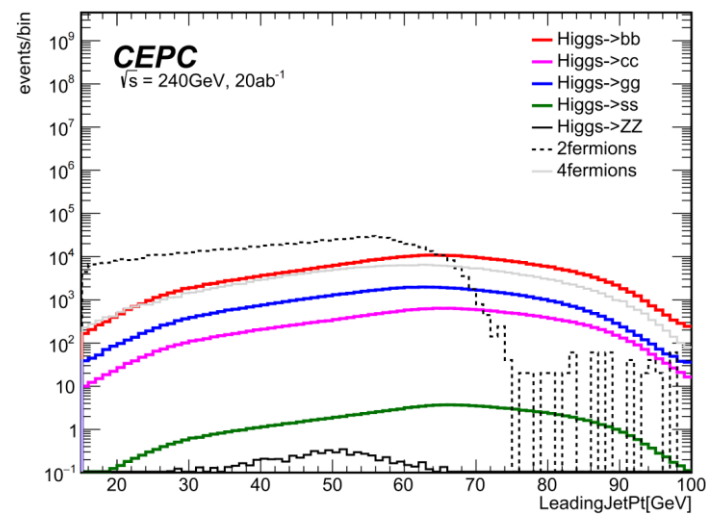


Sample Distribution before pre-cut





Sample Distribution after pre-cut

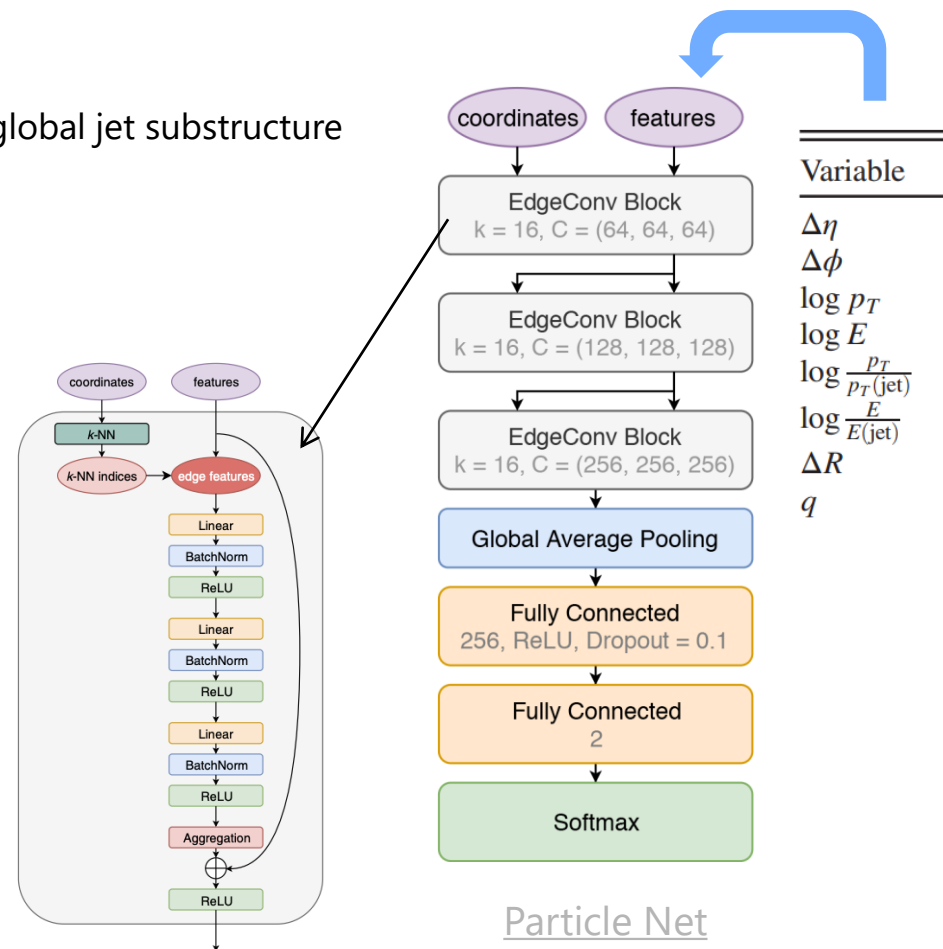




ParticleNet

- Treat a jet as a particle cloud
 - Uses dynamic graph convolutions to learn both local and global jet substructure
- Capable of tagging light jets even charged jets

b	0.747	0.150	0.032	0.025	0.007	0.007	0.004	0.005	0.004	0.003	0.016
\bar{b}	0.152	0.743	0.027	0.032	0.006	0.007	0.005	0.005	0.003	0.003	0.017
c	0.018	0.017	0.751	0.057	0.033	0.033	0.022	0.011	0.009	0.015	0.035
\bar{c}	0.018	0.017	0.061	0.746	0.030	0.036	0.011	0.023	0.015	0.009	0.034
s	0.007	0.006	0.022	0.020	0.552	0.112	0.026	0.075	0.054	0.044	0.083
\bar{s}	0.006	0.006	0.022	0.021	0.100	0.565	0.074	0.026	0.042	0.055	0.082
u	0.006	0.006	0.021	0.015	0.039	0.115	0.374	0.059	0.080	0.181	0.103
\bar{u}	0.007	0.006	0.016	0.020	0.111	0.044	0.060	0.379	0.172	0.084	0.103
d	0.007	0.006	0.017	0.020	0.085	0.087	0.084	0.210	0.299	0.081	0.106
\bar{d}	0.006	0.006	0.021	0.015	0.082	0.091	0.204	0.081	0.077	0.310	0.105
G	0.014	0.014	0.023	0.023	0.059	0.061	0.058	0.056	0.048	0.049	0.595
	b	\bar{b}	c	\bar{c}	s	\bar{s}	u	\bar{u}	d	\bar{d}	G
	Predicted										





ParT & MI-ParT

➤ attention on particle and their “interactions”

- Particle attention: particle \leftrightarrow particle
- Class attention: particles \leftrightarrow class/jet flavor
- More-Interaction attention: reduces model

complexity compared with particle transformer

$$\Delta = \sqrt{(y_a - y_b)^2 + (\phi_a - \phi_b)^2},$$

$$k_T = \min(p_{T,a}, p_{T,b}) \Delta,$$

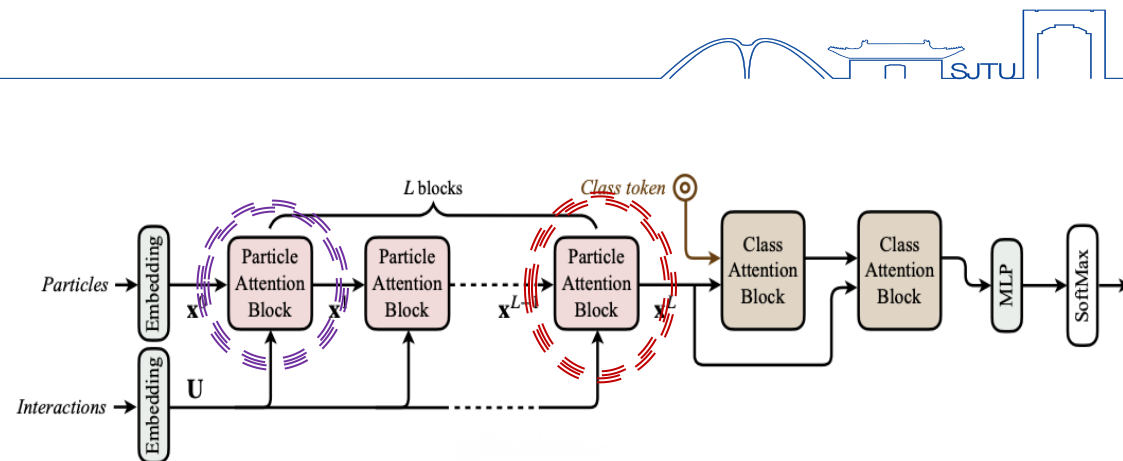
$$z = \min(p_{T,a}, p_{T,b}) / (p_{T,a} + p_{T,b}),$$

$$m^2 = (E_a + E_b)^2 - \|\mathbf{p}_a + \mathbf{p}_b\|^2,$$

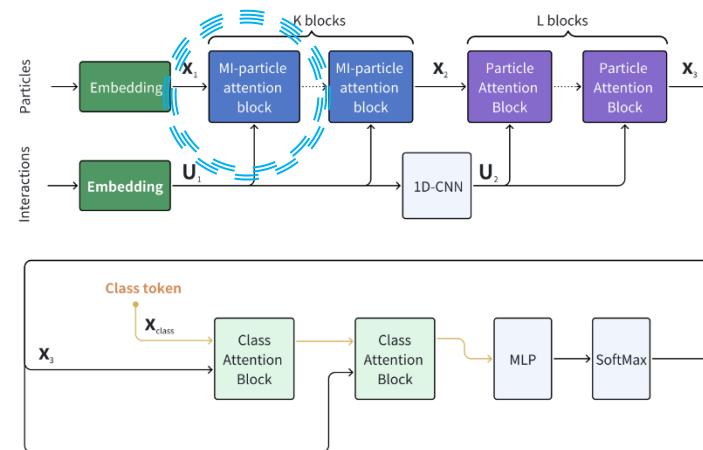
interactions

model	Params
ParticleNet	370k
ParT	2.14M
MIParT	720.9k

3x



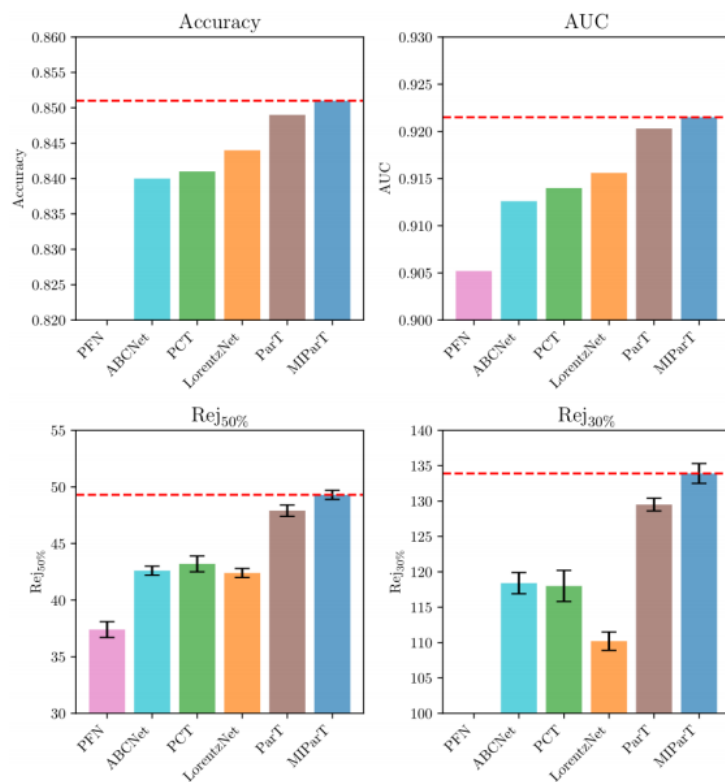
Particle Transformer



More-Interaction Particle Transformer

Performance

- Jet level kinematics + PID from Quark-gluon tagging dataset
- Representation suit with model structure



$$\text{Rej}_{50\%} = \frac{1}{\text{bkg mis-id rate}} \bigg|_{\text{signal efficiency [\%]}}$$

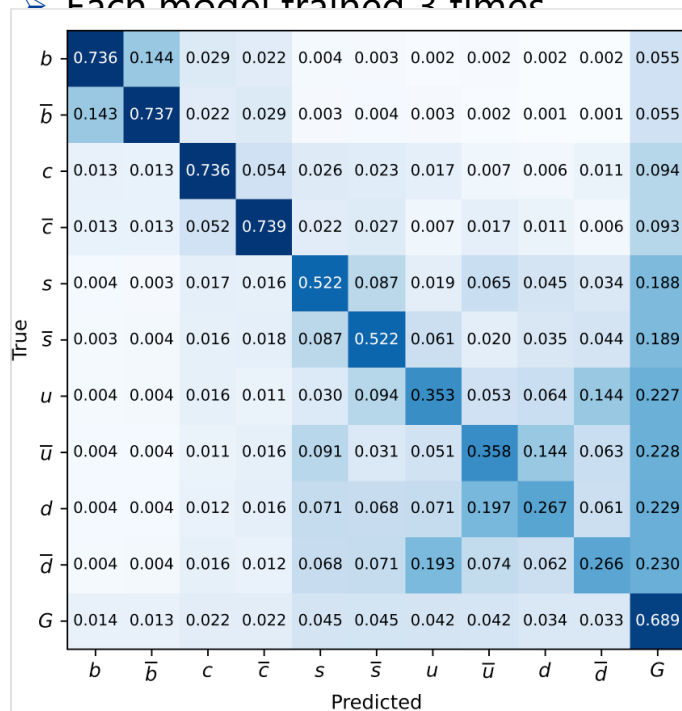
	Accuracy	AUC	Rej _{50%}
PFN	—	0.9052	37.4±0.7
ABCNet	0.840	0.9126	42.6±0.4
PCT	0.841	0.9140	43.2±0.7
LorentzNet	0.844	0.9156	42.4±0.4
ParT	0.849	0.9203	47.9±0.5
MIParT (ours)	0.851	0.9215	49.3±0.4
ParT f.t.	0.852	0.9230	50.6±0.2
MIParT-L f.t. (ours)	0.853	0.9237	51.9±0.5



Jet tagging output



- Capable of tagging light jets even charged jets
- ParticleNet, Fast simulation, CDR
- $\text{diag} = \text{trace}(\text{matrix})$
- Each model trained 3 times



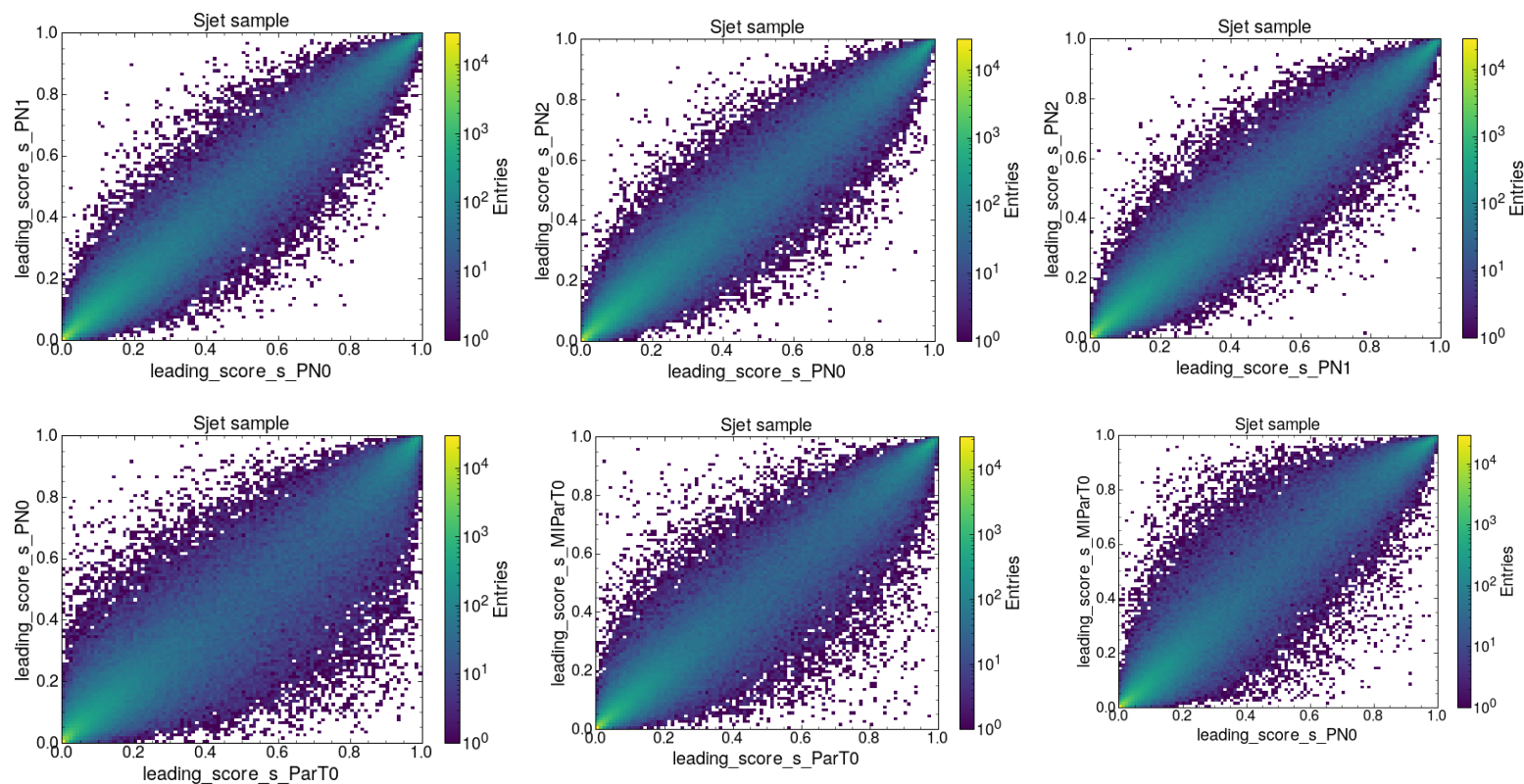
	ParticleNet	ParT	MIParT
diag	5.907 ± 0.018	6.050 ± 0.006	6.006 ± 0.017
b tag as b/\bar{b}	0.878 ± 0.002	0.891 ± 0.001	0.885 ± 0.001
c tag as c/\bar{c}	0.79 ± 0.003	0.8 ± 0.002	0.797 ± 0.004
s tag as s/\bar{s}	0.608 ± 0.003	0.616 ± 0.002	0.618 ± 0.005
g tag as g	0.686 ± 0.003	0.67 ± 0.003	0.664 ± 0.007



Background Simulation



- Distribution for different models' score
- The same network trained multiple times can give different tagging scores for the same jet

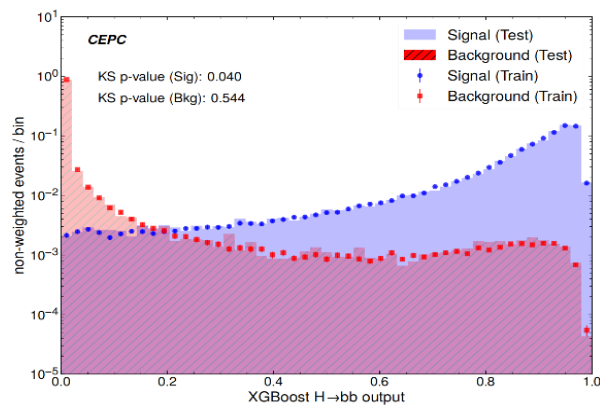


Overfitting-check

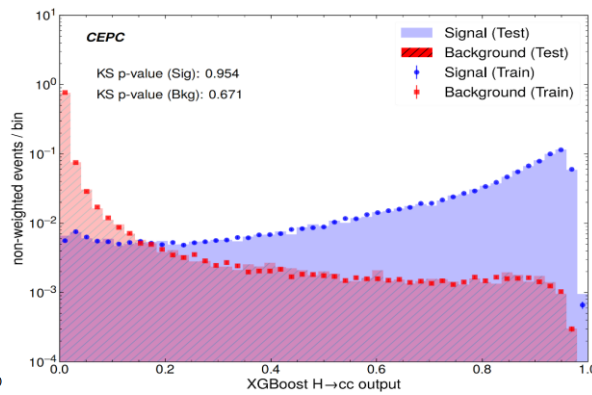


- Distribution is consistent, no obvious overfitting

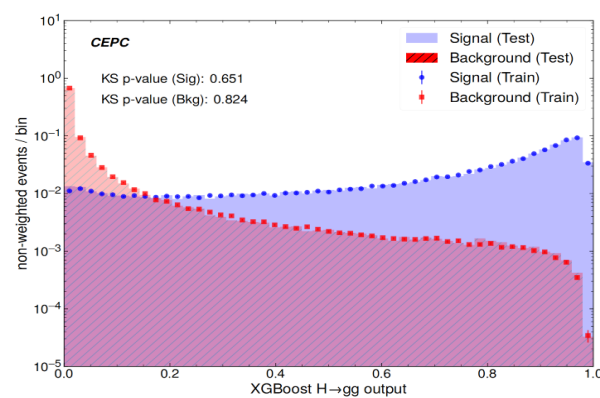
H- \rightarrow bb



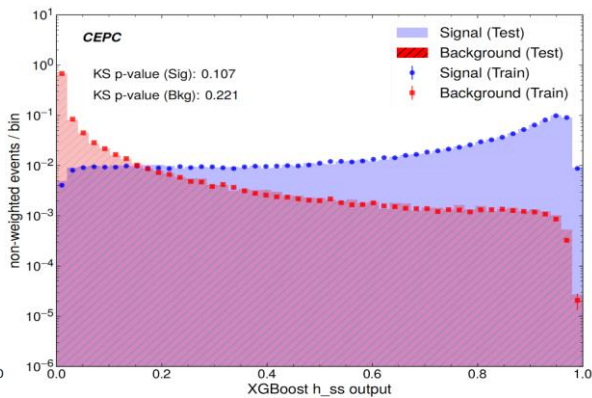
H- \rightarrow cc



H- \rightarrow gg



H- \rightarrow ss



CEPC-TDR draft

- ParticleTransformer deeply used in TDR research

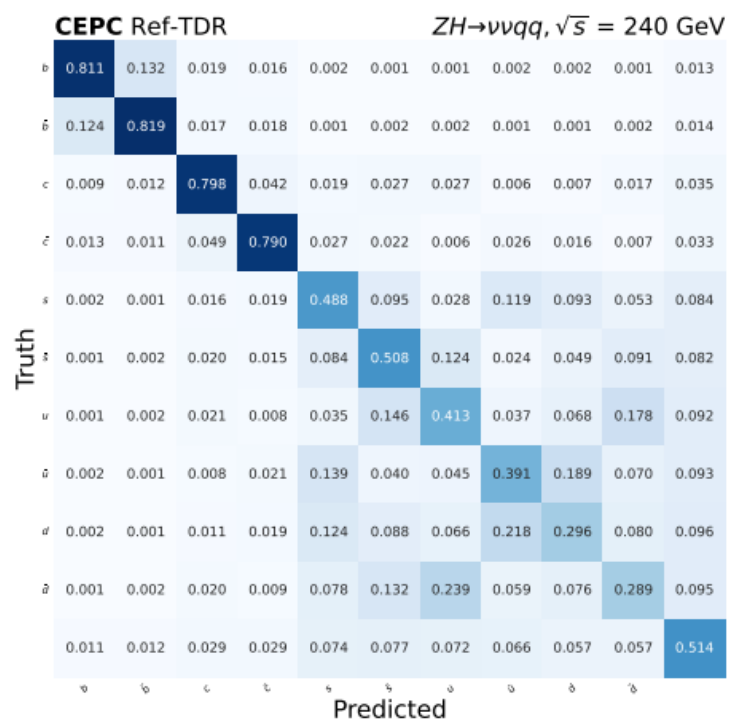


Figure 15.15: The confusion matrix M_{11} of JOI using realistic PID of leptons and charged hadrons for $\nu\bar{\nu}H, H \rightarrow qq$ events at $\sqrt{s} = 240 \text{ GeV}$, with the reference detector. The matrix is normalized to unity for each truth label.

Jet Origin Identification (JOI)

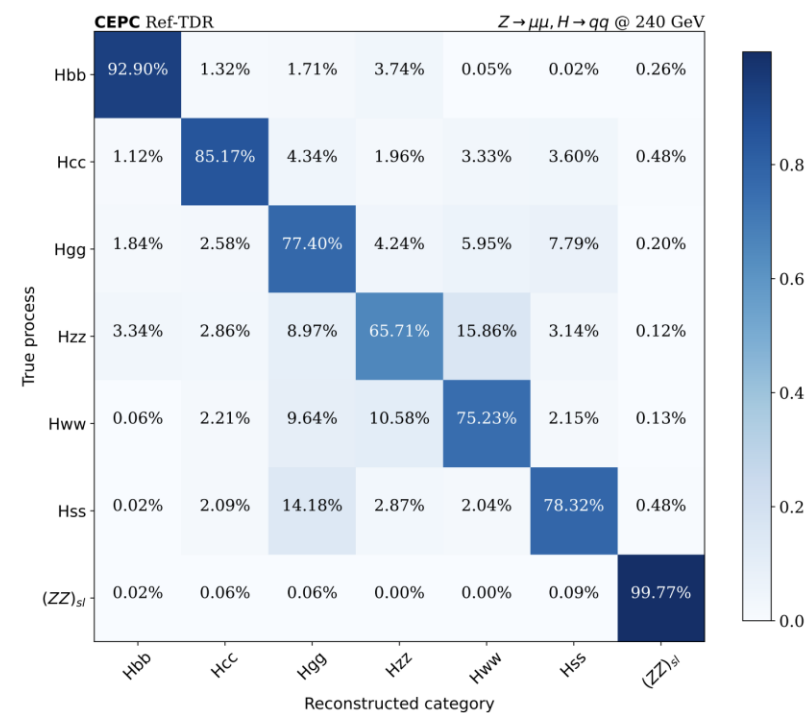
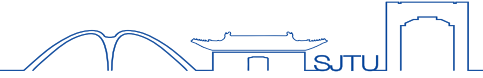


Figure 15.20: The migration matrix for the seven classes is shown. The horizontal axis represents the prediction of the model for each event in the test set, while the vertical axis indicates the true labels. The sum of values in each row equals 1.

Higgs hadronic decay

Compare with the latest holistic result



➤ Compare with the latest holistic result

<https://arxiv.org/pdf/2506.11783>

➤ Only considered process $H \rightarrow bb/cc/gg/ss$

➤ Beyond "cut+BDT"

➤ Comparable result

20 ab^{-1}

	$\nu\bar{\nu}H$			
	$H \rightarrow b\bar{b}$	$H \rightarrow c\bar{c}$	$H \rightarrow gg$	$H \rightarrow s\bar{s}$
cut + BDT	0.26% ^[21]	3.04% ^[21]	0.96% ^[21]	190.00% ^[19]
holistic	0.14%	0.72%	0.46%	29.34%
holistic with CSI	-	-	-	-
holistic with ideal CSI	-	-	-	-
statistical limit	0.14%	0.61%	0.36%	6.91%

model	$Z \rightarrow \nu\nu, H \rightarrow bb \%$	$Z \rightarrow \nu\nu, H \rightarrow cc \%$	$Z \rightarrow \nu\nu, H \rightarrow gg \%$	$Z \rightarrow \nu\nu, H \rightarrow ss \%$
XGB_Combined	0.17	0.77	0.47	28.54%