

From Symmetry Breaking to Bound State: $H \rightarrow \mu\mu$ and Toponium



李海峰

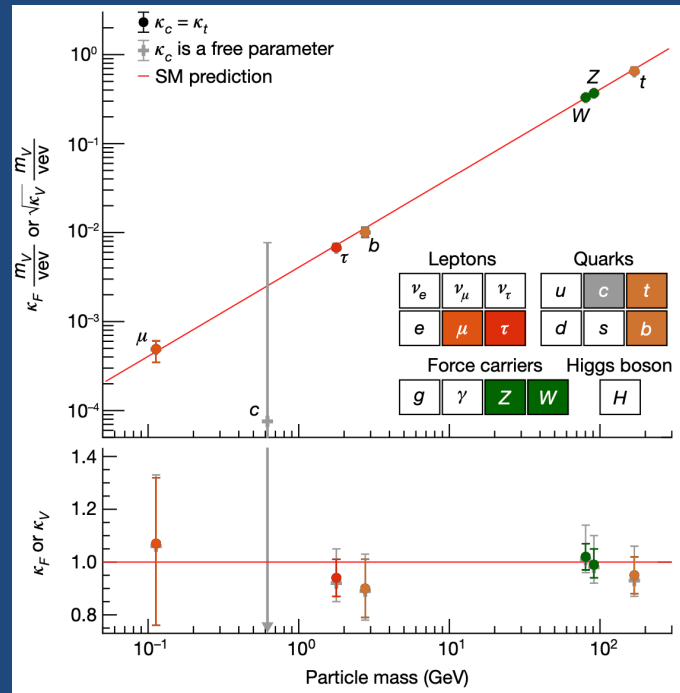
山东大学（青岛）



对撞机上新物理的寻找，南京大学苏州校区

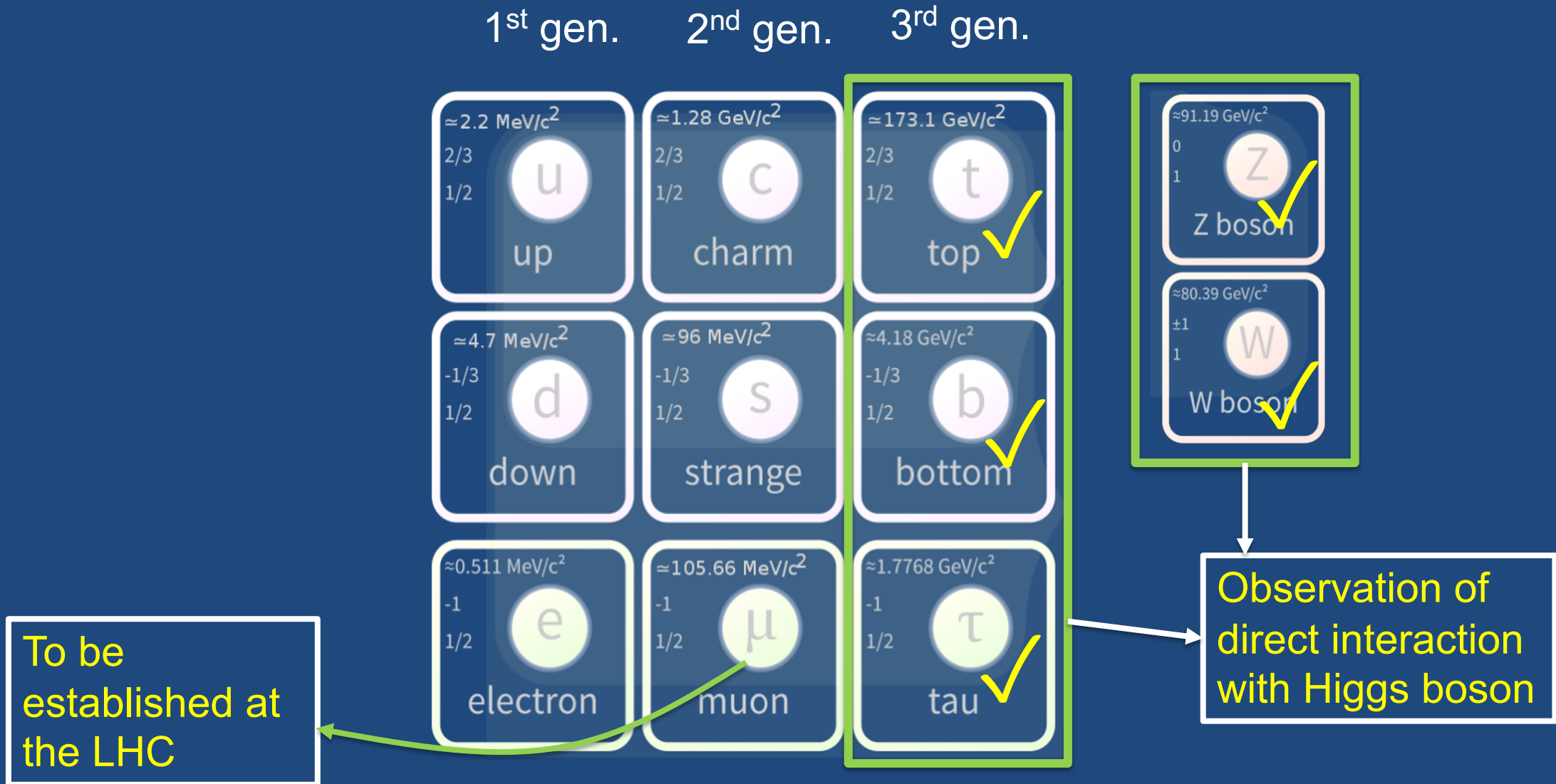
2026年4月17日

$H \rightarrow \mu\mu$



Nature 607, 52–59 (2022)

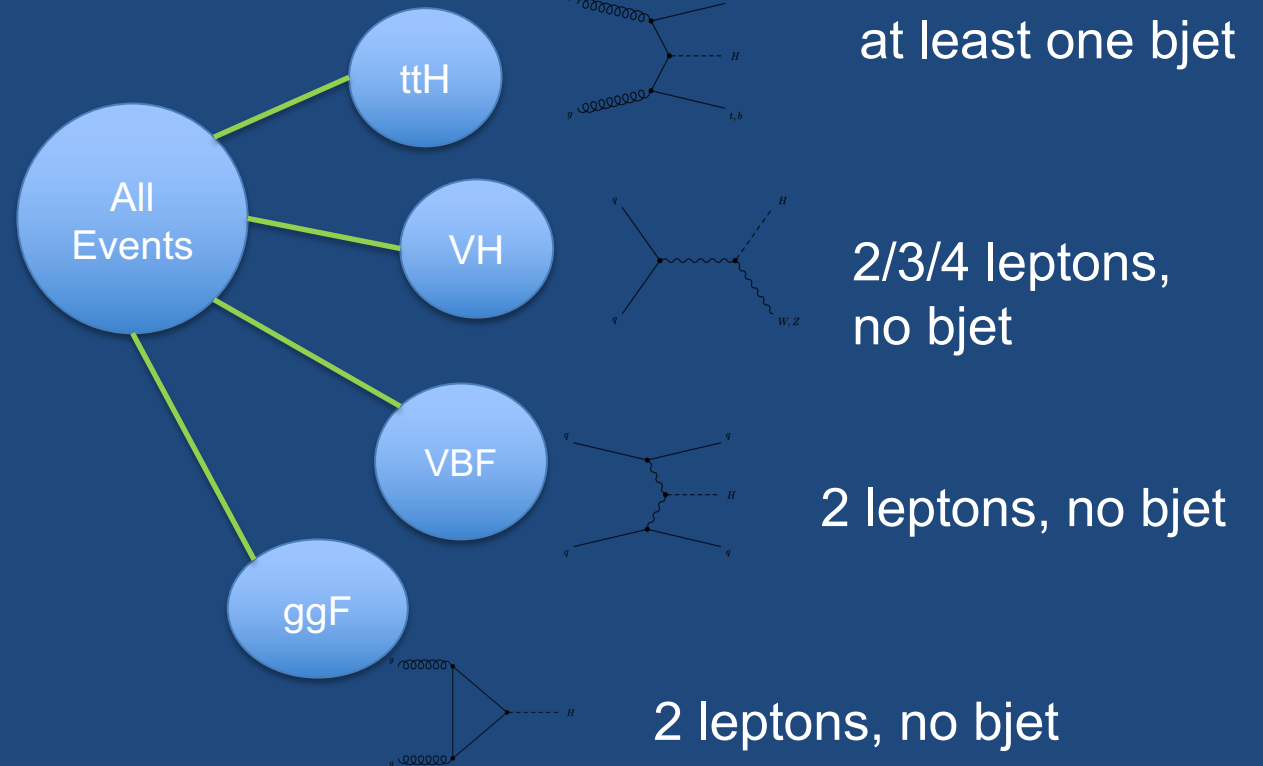
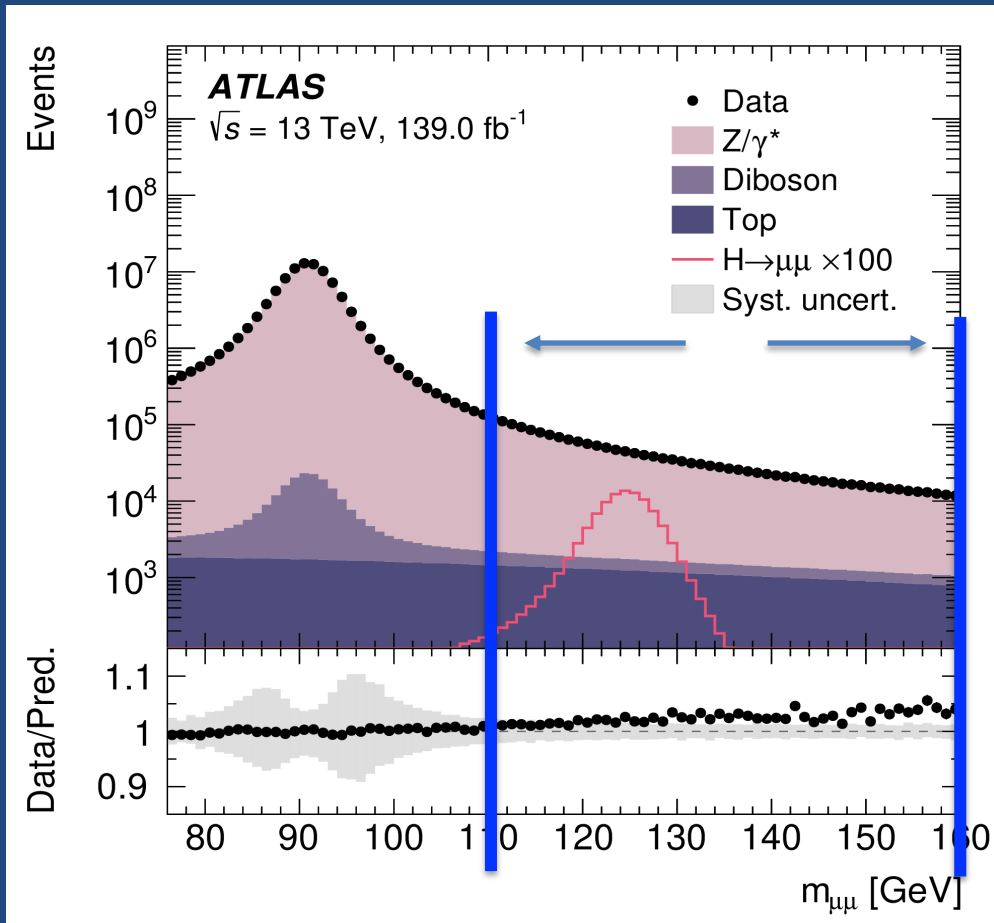
Current understanding of Higgs boson coupling



$H \rightarrow \mu\mu$

Dominant background: Drell—Yan process

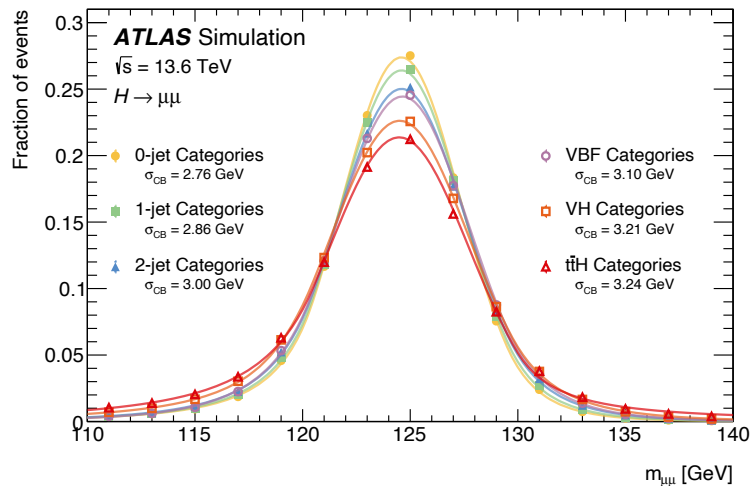
$BR(H \rightarrow \mu\mu) = 0.02\%$



Signal and Background Modeling

Signal modelling:

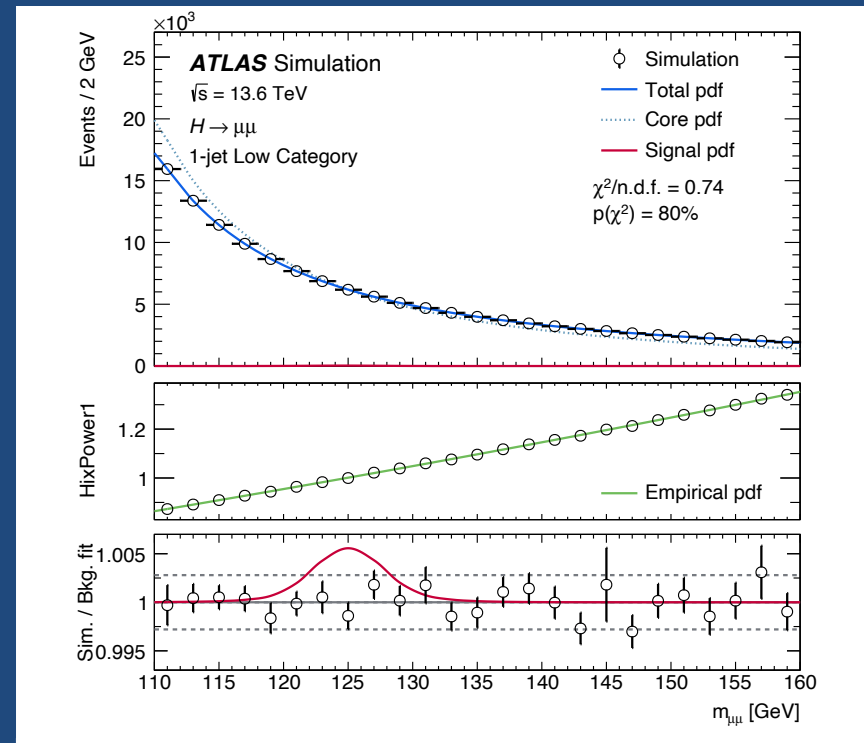
Double-sided Crystal-Ball function



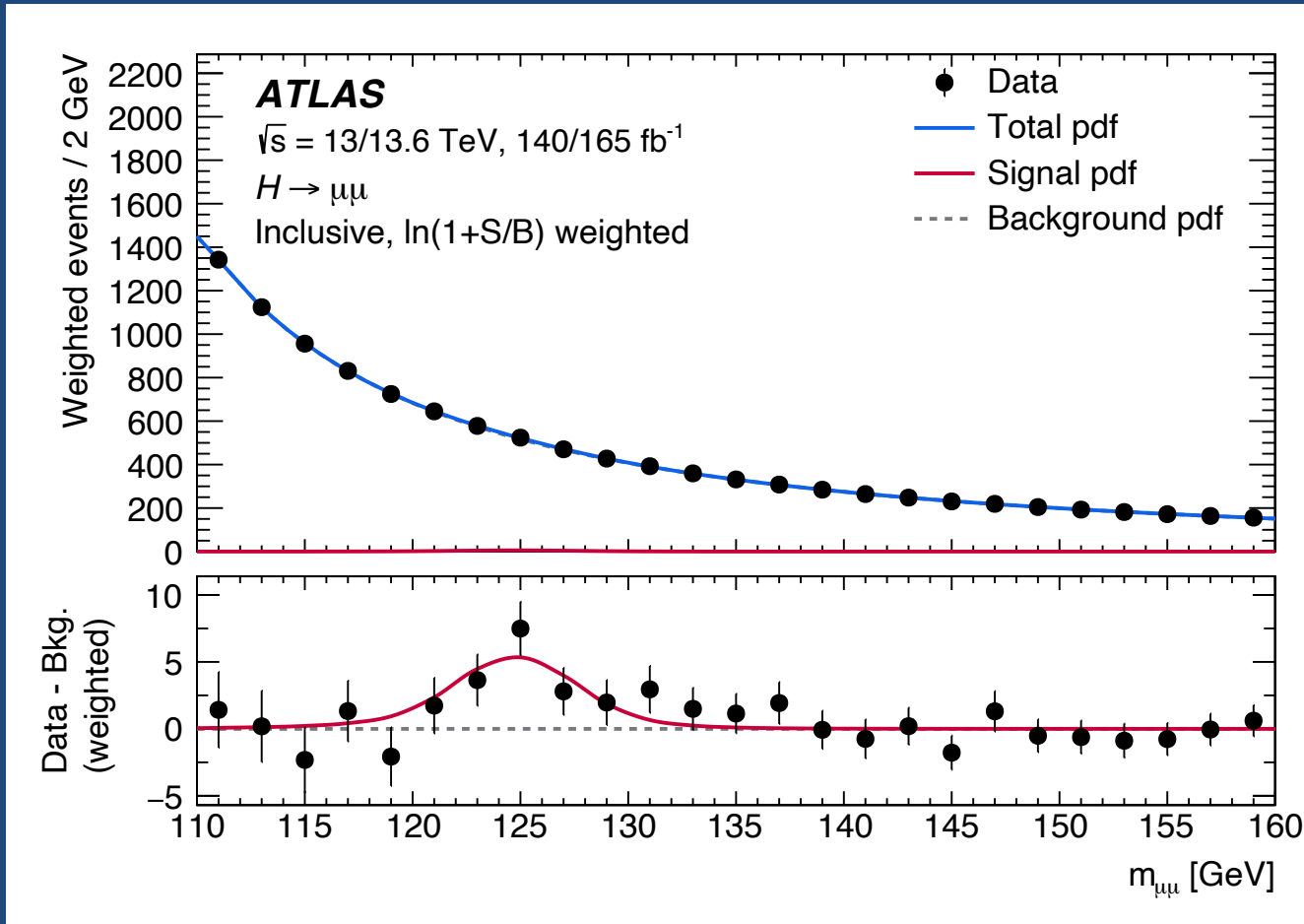
Simultaneous fit with 23 categories to extract signal strength

Proposed model with two components: [fix] x [floating]

- Fixed part (physics motivated): LO 2→2 Drell-Yan analytic lineshape
 $m(\mu\mu)$ resolution effect included by smearing with Gaussian
- Floating part: empirical functions



Evidence of Higgs to dimuon decay from ATLAS



[arXiv:2507.03595](https://arxiv.org/abs/2507.03595)

[Phys. Rev. Lett. 135, 231802 \(2025\)](https://doi.org/10.1103/PhysRevLett.135.231802)

PHYSICAL REVIEW LETTERS 135, 231802 (2025)

Editors' Suggestion Featured in Physics

Evidence for the Dimuon Decay of the Higgs Boson in pp Collisions with the ATLAS Detector

G. Aad *et al.**
(ATLAS Collaboration)

(Received 8 July 2025; accepted 22 September 2025; published 3 December 2025)

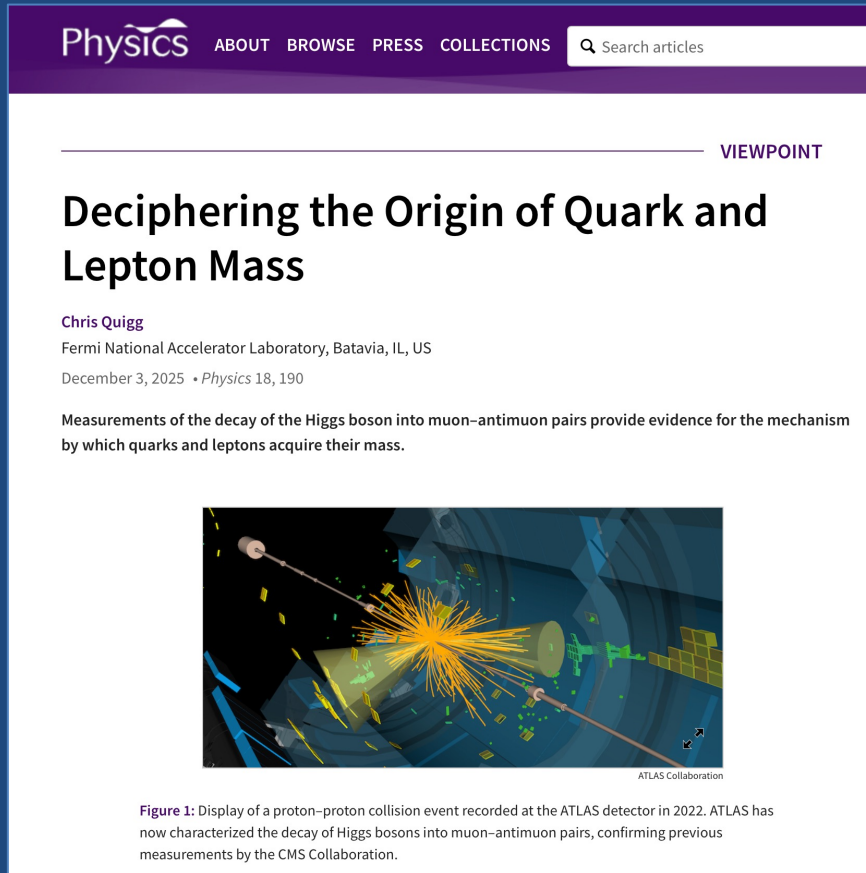
A search for the dimuon decay of the Higgs boson is presented based on pp collision data recorded by ATLAS during Run 3 of the Large Hadron Collider, corresponding to an integrated luminosity of 165 fb⁻¹ at $\sqrt{s} = 13.6$ TeV. To enhance the sensitivity, the results are combined with those from Run 2. An excess of events over the background is observed with a significance of 3.4σ (2.5σ expected). The best-fit signal strength is $\mu = 1.4 \pm 0.4$. This result provides evidence for the $H \rightarrow \mu\mu$ decay with ATLAS data and offers a direct probe of the Higgs-boson Yukawa coupling to second-generation fermions.

DOI: 10.1103/gzdh-p159

- Paper accepted by PRL as Editor's Suggestion
- Inclusion in the American Physical Society's outreach to the press, [link](#)

学术评价

美国物理学会旗下《物理》杂志以“Deciphering the Origin of Quark and Lepton Mass”为题作为研究亮点专门报道。



The screenshot shows the top navigation bar of the Physics journal website with links for ABOUT, BROWSE, PRESS, and COLLECTIONS, along with a search bar. The article title "Deciphering the Origin of Quark and Lepton Mass" is prominently displayed, along with the author's name, Chris Quigg, and his affiliation with the Fermi National Accelerator Laboratory. A "VIEWPOINT" tag is visible on the right side of the article header.

《物理评论快报》主编Robert Garisto：“温伯格是正确的”



Robert Garisto · 2nd

Chief Editor for PRL at American Physical Society

18h ·

[Connect](#)

The ATLAS experiment at [CERN](#) has found evidence (3.4σ) of Higgs bosons decaying into pairs of muons. This agrees with the Standard Model mechanism for mass generation for leptons (such as muons) laid out in 1967 in a famous PRL by Steven Weinberg, "A model of leptons", which used the symmetry breaking mechanism laid out by Higgs and by Englert and Brout in PRL in 1964. The figure shows that the observed signal strength 1.4 ± 0.4 is above the null value of 0, and consistent with the SM value of 1.

A glib way of putting it is, "Weinberg was right."



Gavin Salam（英国牛津大学教授）

- $H \rightarrow \mu\mu$ 将首次证明第二代费米子的质量来自于汤川耦合
- 它值得与世界媒体一起举办一场盛大的活动来宣布它

13 years ago

```
/*
 * @author Haifeng Li <Haifeng.Li@cern.ch>
 * @date Sep 03, 2012
 * @usage Fitting macro for H -> mu mu background.
 */

// ROOT
#include "TTree.h"
#include "TH1D.h"
#include "TRandom.h"
#include "TCanvas.h"
#include "TFile.h"
#include "TText.h"

// RooFit
#ifndef __CINT__
#include "RooGlobalFunc.h"
#endif
#include "RooRealVar.h"
#include "RooDataSet.h"
#include "RooDataHist.h"
#include "RooGaussian.h"
#include "RooPlot.h"
#include "RooGenericPdf.h"
#include "RooMinuit.h"
//Local
#include "util/plotFit.h"

using namespace RooFit ;
```

```
// model
RooWorkspace* w = new RooWorkspace("w","w");
w->import(mll);

// Working version for [105, 160]
//w->factory("EXPR::bkgPDF('exp( a2*pow((mll-97), 0.2) )', mll, a2[-1

//
//w->factory("EXPR::bkgPDF('a1*mll + a2*(2*mll*mll -1 ) + a3*(4*mll*

//
//w->factory("EXPR::bkgPDF('exp( a1*pow((mll-100), 0.2) + (a2)*(2*pow

// H->gamma gamma
//w->factory("EXPR::bkgPDF('exp( a1*(mll-100)/100.+a2*(mll-100)*(mll-

// Good : Chebychev Polynomials
//w->factory("EXPR::bkgPDF('exp( a1*(mll-100)/100.+a2*(2*pow((mll-100
0.02,-100.,-5E-5] , a4[-0.25,-50.,50.]" );

//
//w->factory("EXPR::bkgPDF('exp( a1*(mll-100)/100.+a2*(2*pow((mll-100

//w->factory("RooPolynomial::poly_bg(mll, {poly_c1[-7.44E-3, -1., 1],
//w->factory("Chebychev::poly_bg(mll, {poly_c1[-7.44E-3, -1., 1], pol
//w->factory("Chebychev::poly_bg(mll, {poly_c1[-7.44E-3, -2., 2], pol

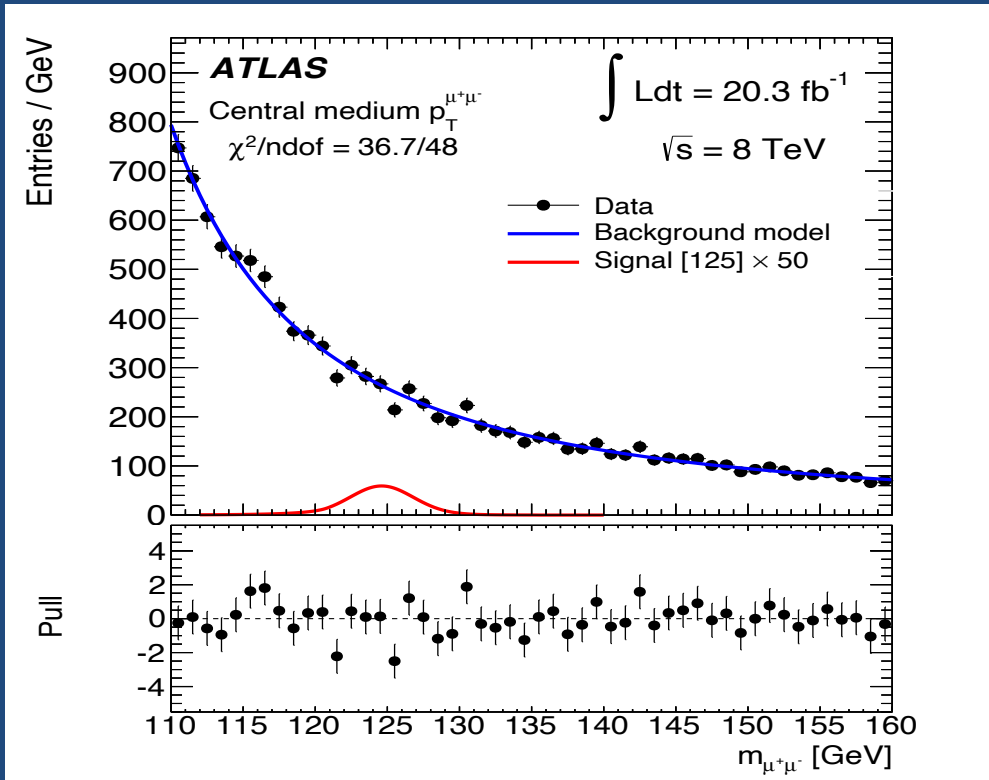
//w->factory("RooPolynomial::poly_bg(mll, {poly_c1[1, 0., 10], poly_c
//w->factory("EXPR::exp_bg('exp( a2*pow((mll-97), a3) )', mll, a2[-1,
//w->factory("PROD::bkgPDF( exp_bg , poly_bg");

//w->factory("Chebychev::poly_bg(mll, {poly_c1[-7.44E-3, -1., 1], pol
//w->factory("RooExponential::exp_bg( mll, a2_bg[-0.1,-0.5,-0.001])"
//w->factory("SUM::bkgPDF( frac_bg[0.6, 0.01, 0.9]*exp_bg , poly_bg

// Working version
w->factory("Chebychev::poly_bg(mll, {poly_c1[-0.7969, -1., 1], poly_c
w->factory("RooExponential::exp_bg( mll, a2_bg[-0.1584,-0.5,-0.001])"
w->factory("SUM::bkgPDF( frac_bg[0.382, 0.01, 0.9]*exp_bg , poly_bg
```

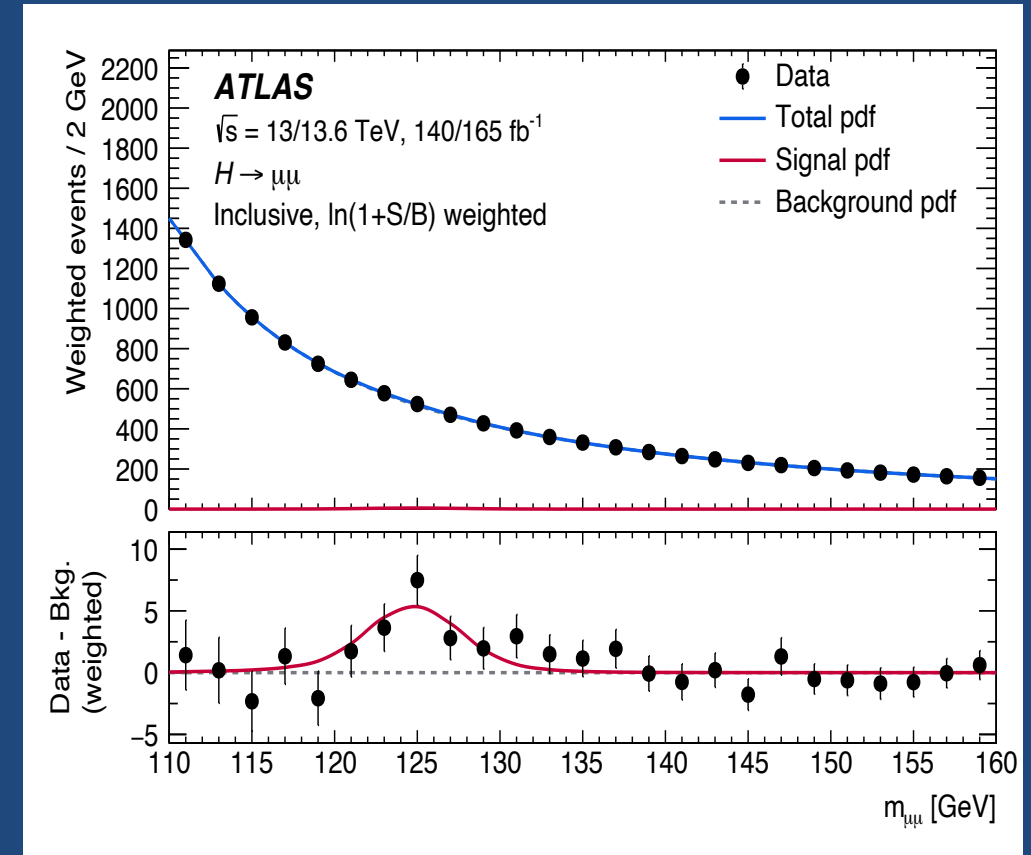
13 Years of $H \rightarrow \mu\mu$

First paper in 2014



[Phys. Lett. B 738 \(2014\) 68-86](#)

Fourth paper in 2025



[Phys. Rev. Lett. 135, 231802 \(2025\)](#)

希格斯粒子衰变到双缪子

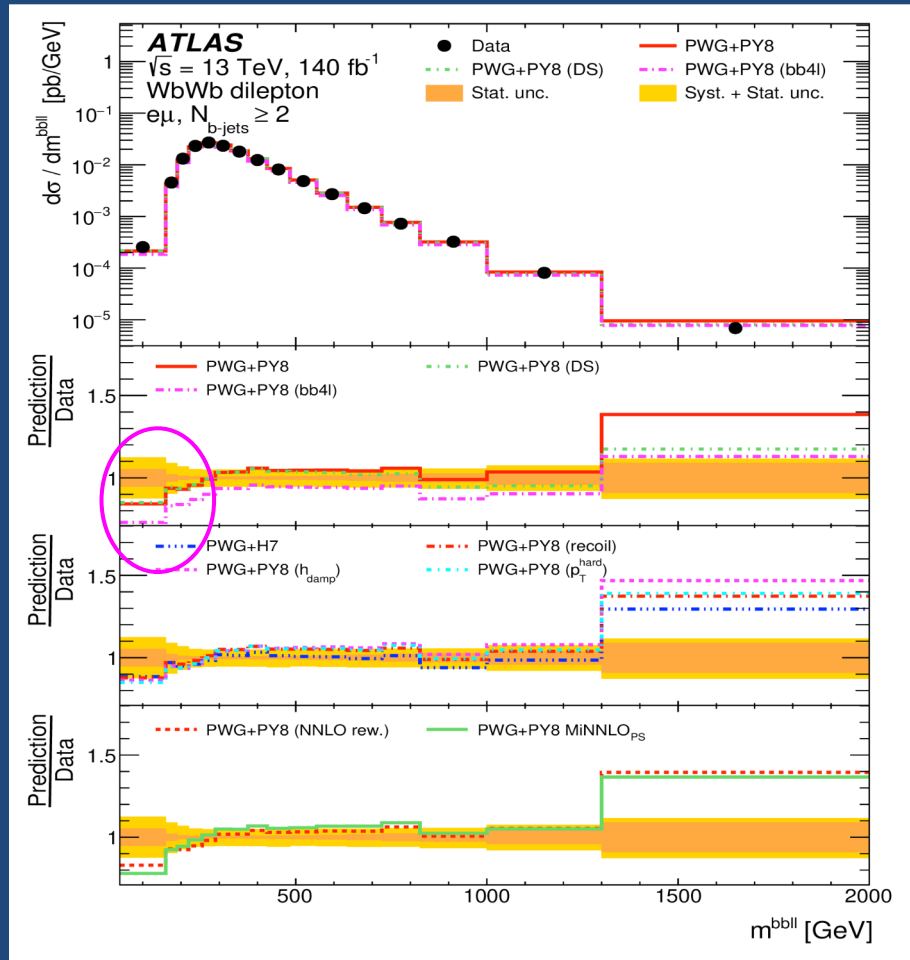
- 第一篇文章（2012年开始，2014年PLB）：李海峰
- 第二篇文章（2017年PRL）：李海峰（分析负责人，文章编辑）
- 第三篇文章（2020年PLB）：李海峰（分析早期负责人）。分析团队变大
- 第四篇文章（2025年PRL）：VBF优化以及统计分析

A thirteen-year query for the Higgs coupling
to second generation fermion

Toponium

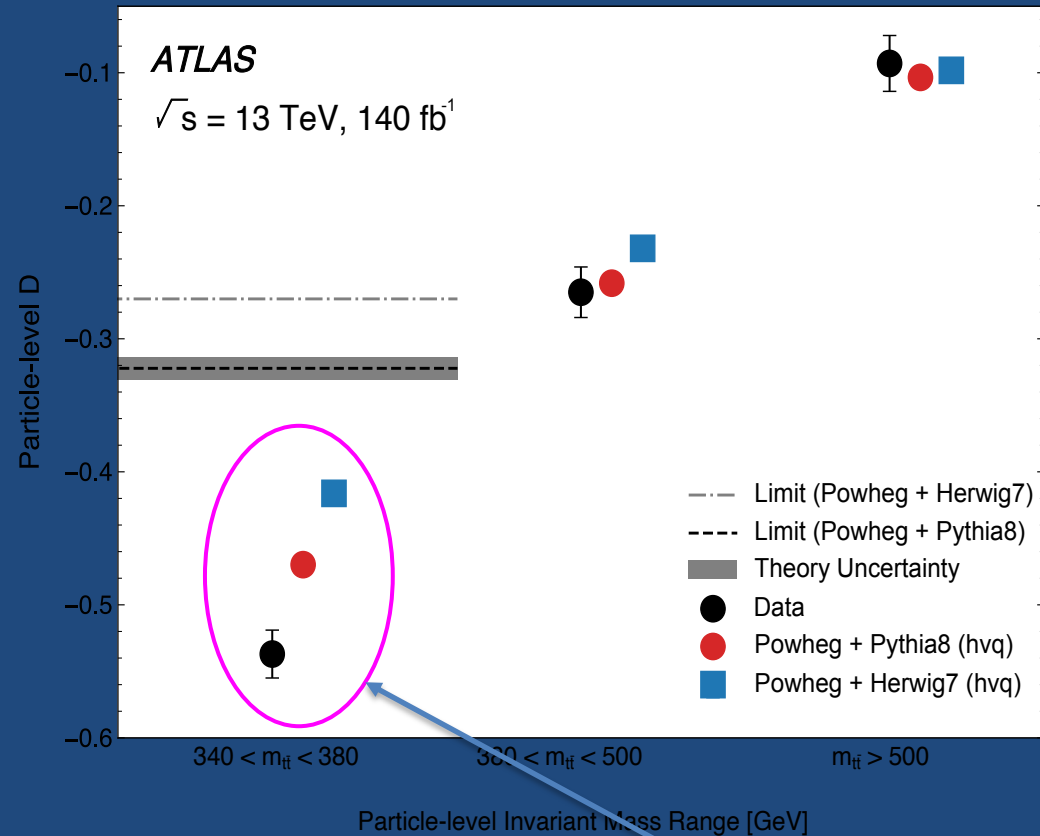
Threshold Region Measurement is Challenging

Previous hints



$pp \rightarrow WbWb$

Quantum Entanglement (QE) measurement using $t\bar{t}$



Stronger QE in data than MC.
 Missing toponium contributions?

教科书上说不可能

1.10 Intermediate Vector Bosons (1983) | 47

carries no *net* charm, for if the c is assigned a charm of +1, then \bar{c} will have a charm of -1; the charm of the ψ is, if you will, 'hidden'. To confirm the charm hypothesis, it was important to produce a particle with 'naked' (or 'bare') charm [39]. The first evidence for charmed baryons ($\Lambda_c^+ = udc$ and $\Sigma_c^{++} = uuc$) appeared already in 1975 (Figure 1.13) [40], followed later by $\Xi_c = usc$ and $\Omega_c = ssc$. (In 2002 there were hints of the first *doubly* charmed baryon at Fermilab.) The first charmed mesons ($D^0 = c\bar{u}$ and $D^+ = c\bar{d}$) were discovered in 1976 [41], followed by the charmed strange meson ($D_s^+ = c\bar{s}$) in 1977 [42]. With these discoveries, the interpretation of the ψ as $c\bar{c}$ was established beyond reasonable doubt. More important, the quark model itself was put back on its feet.

However, the story does not end there, for in 1975 a new *lepton* was discovered [43], spoiling Glashow's symmetry. This new particle (the tau) has its own neutrino, so we are up to six leptons, and only four quarks. But don't despair, because 2 years later a new heavy meson (the *upsilon*) was discovered [44], and quickly recognized as the carrier of a fifth quark, b (for *beauty*, or *bottom*, depending on your taste): $\Upsilon = b\bar{b}$. Immediately the search began for hadrons exhibiting 'naked beauty', or 'bare bottom.' (I'm sorry. I didn't invent this terminology. In a way, its silliness is a reminder of how wary people were of taking the quark model seriously, in the early days.) The first bottom baryon, $\Lambda_b^0 = udb$, was observed in the 1980's, and the second ($\Sigma_b^+ = uub$) in 2006; in 2007 the first baryon with a quark from all three generations was discovered ($\Xi_b^- = dsb$). The first bottom mesons ($\bar{B}^0 = b\bar{u}$ and $B^- = b\bar{d}$) were found in 1983 [45]. The B^0/\bar{B}^0 system has proven to be especially rich, and so-called 'B factories' are now operating at SLAC ('BaBar') and KEK ('Belle'). The *Particle Physics Booklet* also lists $B_s^0 = s\bar{b}$ and $B_c^+ = c\bar{b}$.

At this point, it didn't take a genius to predict that a sixth quark (t , for *truth*, of course, or *top*) would soon be found, restoring Glashow's symmetry with six quarks and six leptons. But the top quark turned out to be extraordinarily heavy and frustratingly elusive (at $174 \text{ GeV}/c^2$, it is over 40 times the weight of the bottom quark). Early searches for 'toponium' (a $t\bar{t}$ meson analogous to the ψ and Υ) were unsuccessful, both because the electron-positron colliders did not reach high enough energy and because, as we now realize, the top quark is simply too short-lived to form bound states – apparently there *are* no top baryons and mesons. The top quark's existence was not definitively established until 1995, when the Tevatron finally accumulated enough data to sustain strong indications from the previous year [46]. (The basic reaction is $u + \bar{u}$ (or $d + \bar{d}$) $\rightarrow t + \bar{t}$; the top and anti-top immediately decay, and it is by analyzing the decay products that one is able to infer their fleeting appearance.) Until the LHC begins operation, Fermilab will be the only accelerator in the world capable of producing top quarks.

“as we now realize, the top quark is simply too short-lived to form bound states - apparently there are no top baryons and mesons.” -- Section 1.9, David Griffiths, Introduction to Elementary Particle Physics, Second Edition

“The top quark is too short-lived to form observable hadron states and its mass is again inferred indirectly, from observations on the decay products of $t\bar{t}$ pairs, as we shall see.” -- Section 3.1, B.R. Martin and G. Shaw, Particle Physics, Fourth Edition

Why Top Quark is Special

Standard Model of Elementary Particles

	three generations of matter (fermions)			interactions / force carriers (bosons)	
	I	II	III		
mass	$\approx 2.16 \text{ MeV}/c^2$	$\approx 1.273 \text{ GeV}/c^2$	$\approx 172.57 \text{ GeV}/c^2$	0	$\approx 125.2 \text{ GeV}/c^2$
charge	$\frac{2}{3}$	$\frac{2}{3}$	$\frac{2}{3}$	0	0
spin	$\frac{1}{2}$	$\frac{1}{2}$	$\frac{1}{2}$	1	0
	u up	c charm	t top	g gluon	H higgs
	d down	s strange	b bottom	γ photon	
	e electron	μ muon	τ tau	Z Z boson	
	ν_e electron neutrino	ν_μ muon neutrino	ν_τ tau neutrino	W W boson	

QUARKS (left side)
LEPTONS (left side)
GAUGE BOSONS VECTOR BOSONS (right side)
SCALAR BOSONS (right side)

$$m_t \approx 172.5 \text{ GeV}$$

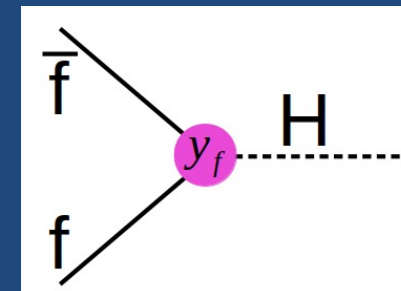
$$\Gamma_t = 1.326 \text{ GeV}$$

$$\tau_t = \frac{1}{\Gamma_t} = 5.17 \times 10^{-25} \text{ s}$$

$$\underbrace{\frac{1}{m_t}}_{\substack{\text{Production} \\ 10^{-27} \text{ s}}} < \underbrace{\frac{1}{\Gamma_t}}_{\substack{\text{Decay} \\ 10^{-25} \text{ s}}} < \underbrace{\frac{1}{\Lambda_{\text{QCD}}}}_{\substack{\text{Hadronization} \\ 10^{-24} \text{ s}}} < \underbrace{\frac{m_t}{\Lambda_{\text{QCD}}}}_{\substack{\text{Spin flip} \\ 10^{-21} \text{ s}}}$$

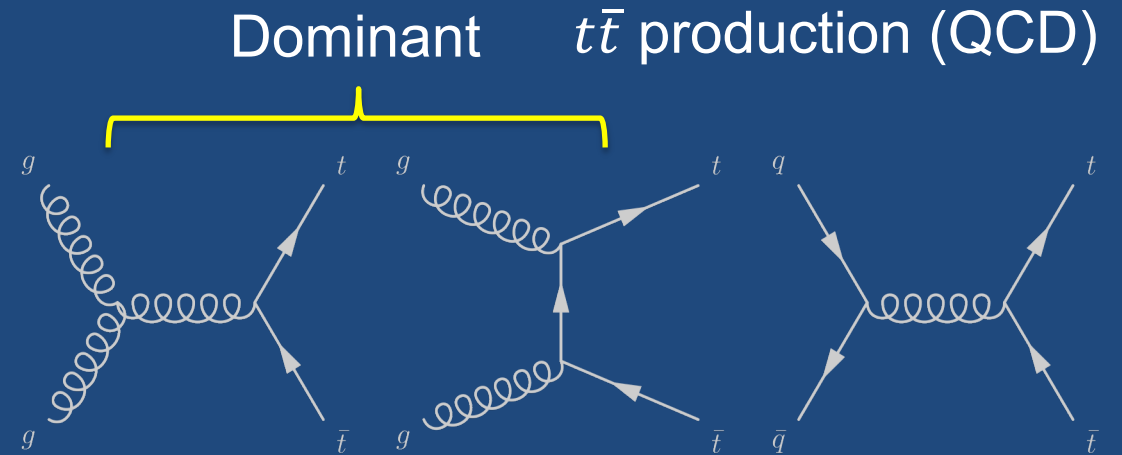
Has largest Yukawa coupling with the Higgs field

$$y_t = \frac{\sqrt{2} m_{\text{top}}}{v} \approx 1$$

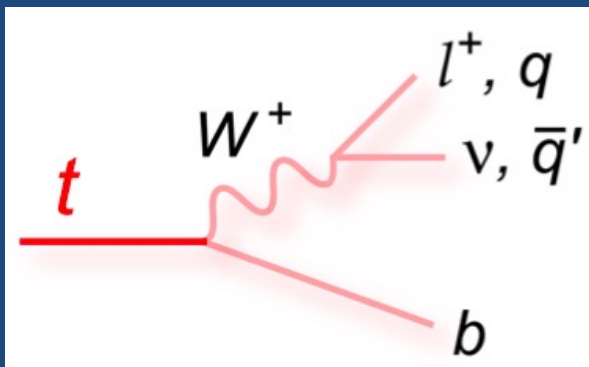


LHC is a top quark factory

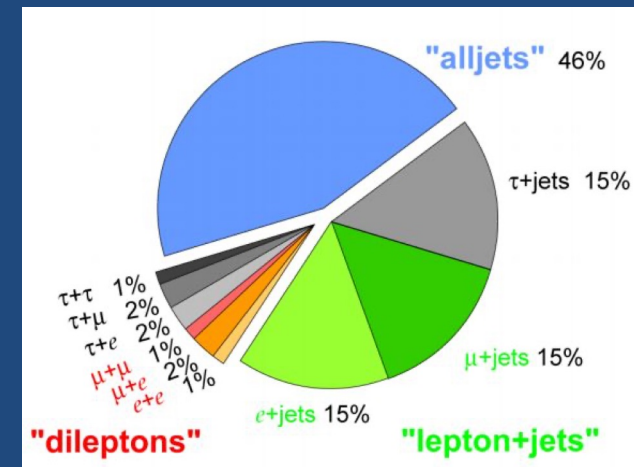
- LHC is a $t\bar{t}$ factory
 - $\sigma_{t\bar{t}} = 834 \text{ pb}$ at LHC Run 2
 - 0.83M $t\bar{t}$ events per fb^{-1}



- Decay (EW) almost 100% with



$t\bar{t}$ decay



Non-Relativistic QCD

Time-independent Schrödinger equation

$$\left(-\frac{\hbar^2}{2m} \nabla^2 + V \right) \psi = E\psi$$

$$V(r) = -C_F \frac{\alpha_S}{r} + F_0 r$$

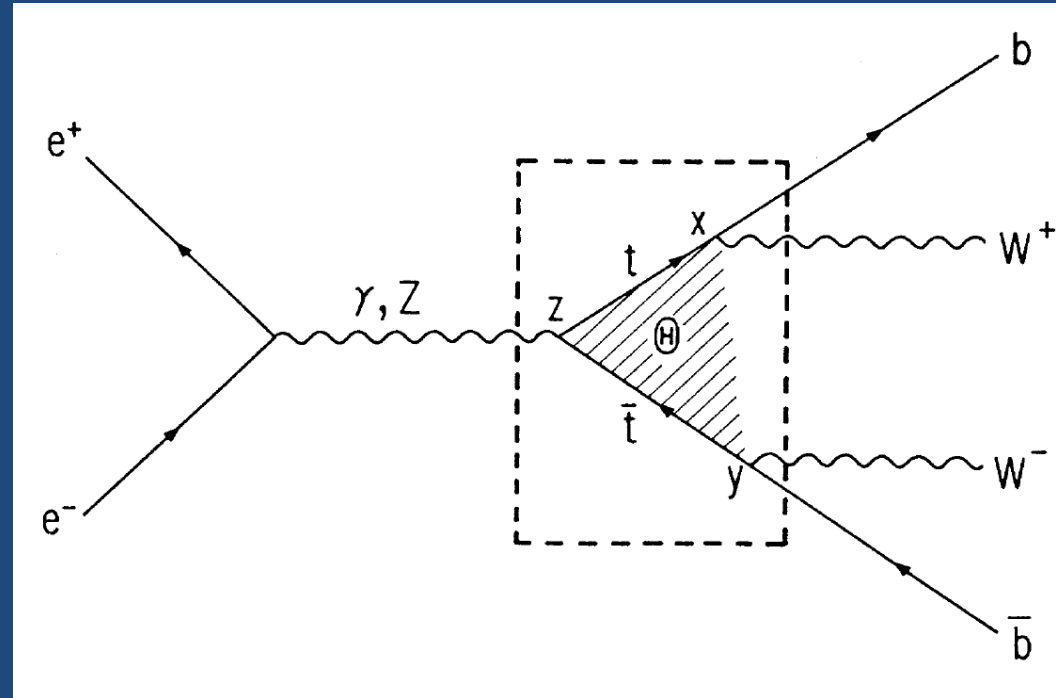
Coulomb term

Confinement term

C_F : Color factor; r : Bohr radius; F_0 : Constant

Top quark and $t\bar{t}$ Threshold Region

- Toponium: QCD predicts a quasi-bound state close to the threshold for low momentum top quarks
- The prediction was made even before the top quark discovery



Phys. Rev. D 47 (1993) 56

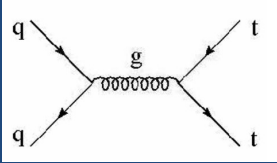
部分理论文章:

V.S. Fadin and V.A. Khoze, JETP Lett. 46 (1987) 525

Y. Sumino *et al.*, Phys. Rev. D 47 (1993) 56

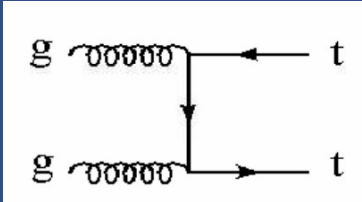
W.-L. Ju *et al.*, JHEP 06 (2020) 158 (浙大杨李林教授团队)

NRQCD Predictions



$${}^3S_1^{[8]}$$

100% OCTET



$${}^1S_0^{[1]}$$

10% SINGLET

$${}^1S_0^{[8]}$$

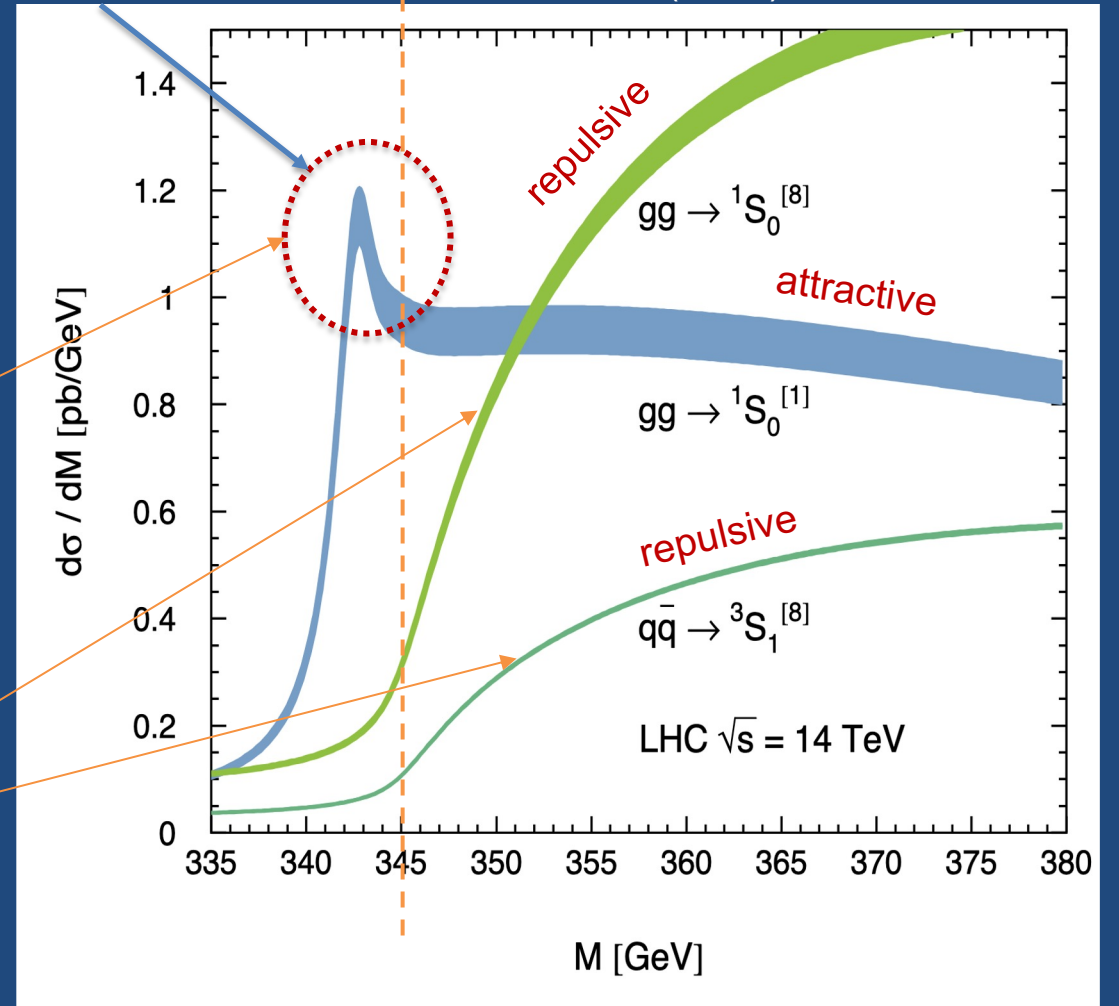
90% OCTET

Color-singlet - **attractive**
CP-odd / pseudoscalar
spin state!

Color-octet -
repulsive

$$\frac{(\uparrow\downarrow - \downarrow\uparrow)}{\sqrt{2}}$$

EPJC 60 (2009) 375-386



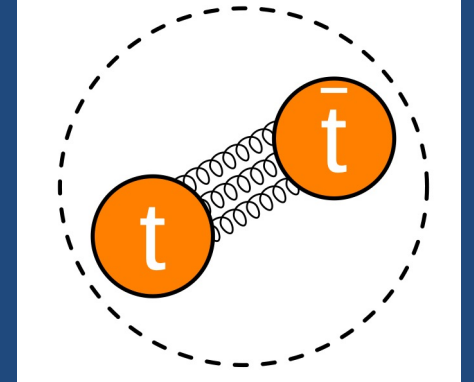
Toponium: Theory

- For small distances:

$$V(r) \approx -C_F \frac{\alpha_S}{r}$$

$$C_F = \frac{4}{3} \text{ for color singlet; } \alpha_S = \alpha_S(1/r)$$

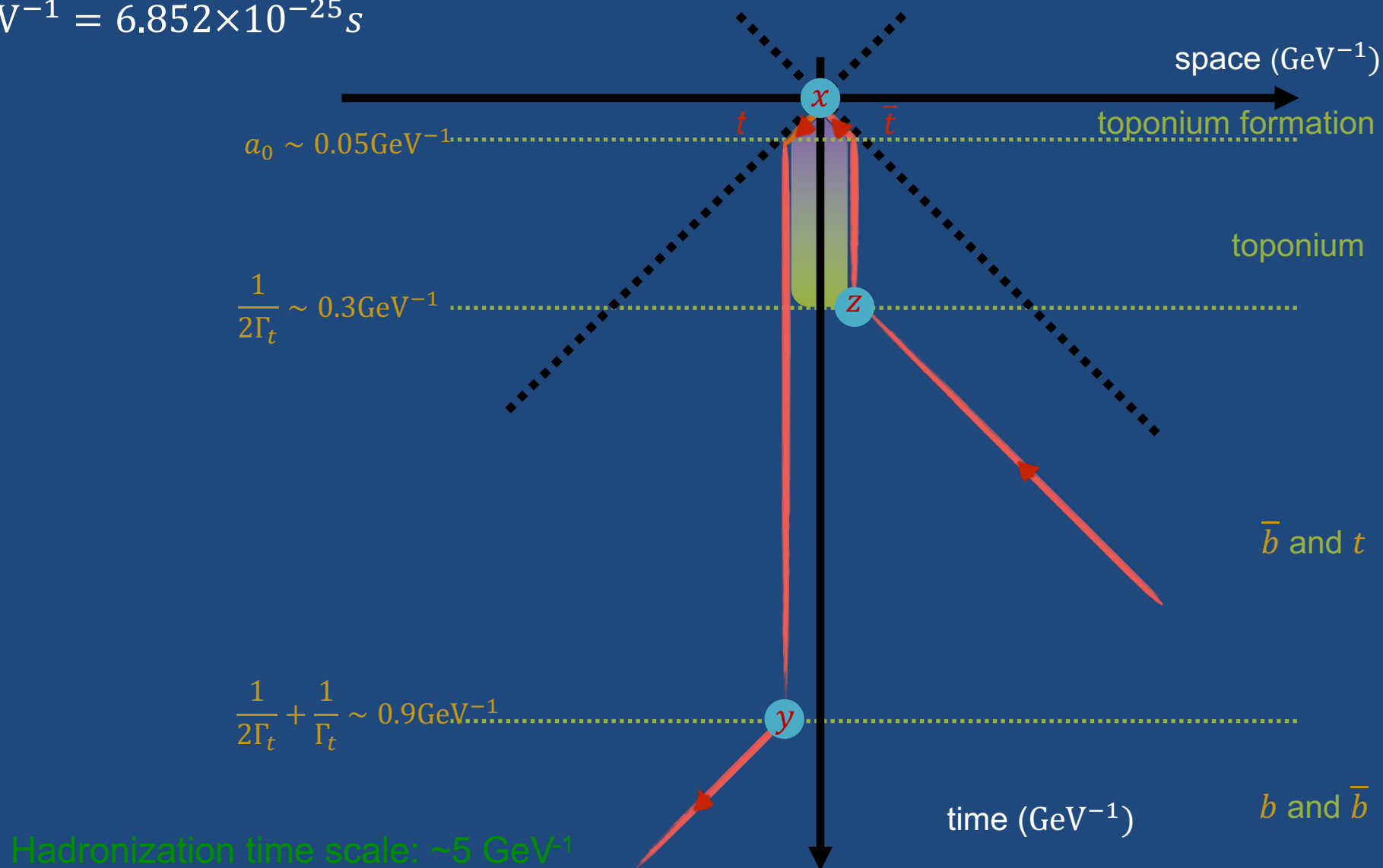
- Binding energy of toponium: $E_0 = -\frac{1}{2} \frac{m_t}{2} (C_F \alpha_S)^2 \approx -2 \text{ GeV}$
- **Mass of toponium: $m_{\eta_t} = 2m_t - E_0 \approx 345 - 2 \text{ GeV} = 343 \text{ GeV}$**
- Bohr radius of toponium: $r = \frac{2}{C_F \alpha_S m_t} \approx 0.01 \text{ fm}$
 - The Bohr radii of the ground states of charmonium and bottomonium are about 0.3 fm and 0.2 fm
- **Width of toponium: $2\Gamma_t = 2.56 \text{ GeV}$**
- **Lifetime of toponium: $\tau \approx 2.59 \times 10^{-25} \text{ s}$**



Top-antitop production near threshold

$$1 \text{ GeV}^{-1} = 6.852 \times 10^{-25} \text{ s}$$

From B. Fuks



ATLAS Results

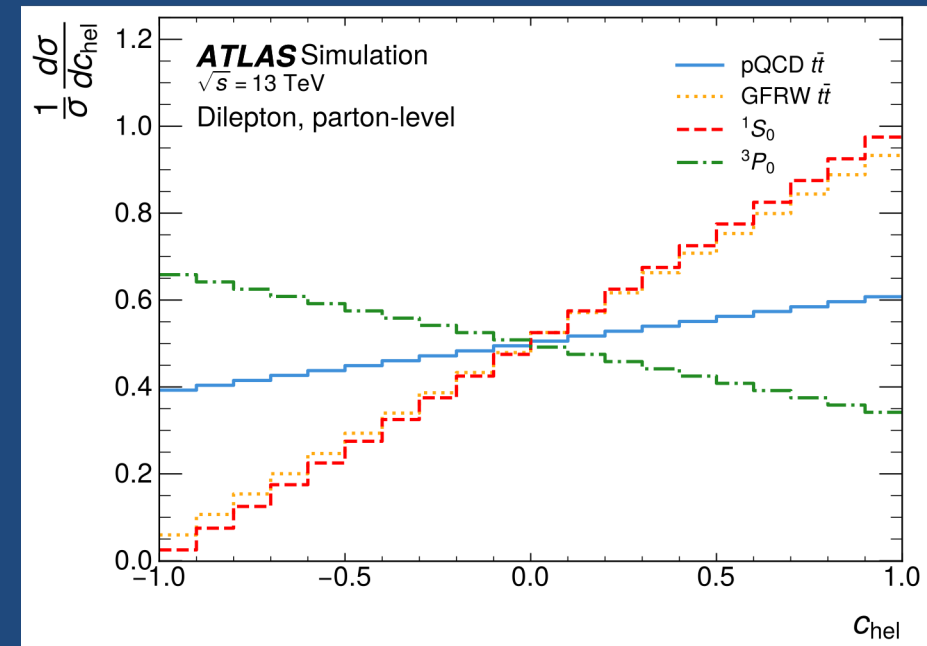
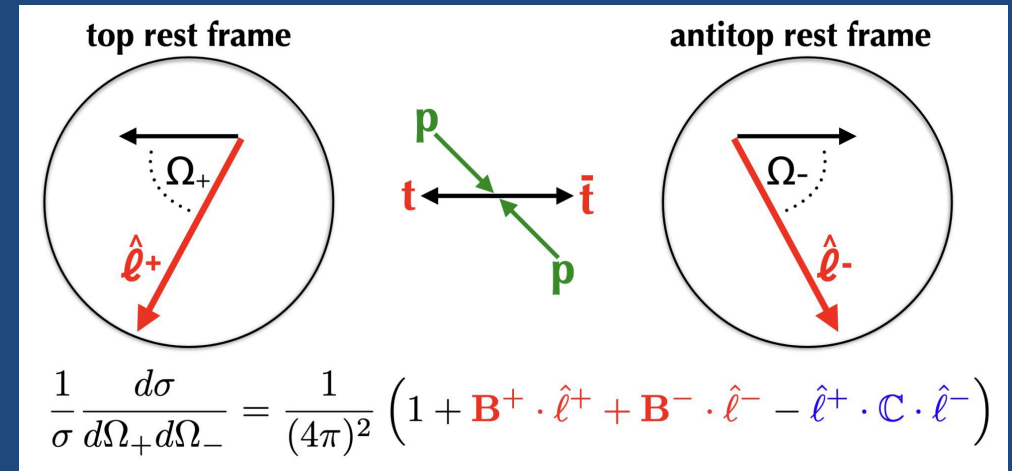
Event Categorization

SR events are categorized into 9 regions based on two observables: c_{hel} and c_{han}

$$c_{hel} = \vec{\ell}_+ \cdot \vec{\ell}_-,$$

where the $\vec{\ell}_\pm$ are the lepton directions in $t\bar{t}$ center-of-mass frame, and then in turn boosted into t and \bar{t} frames. This distribution has a maximum slope for a spin-singlet state

c_{han} : flip the $\vec{\ell}$ in t direction. This distribution has a maximum slope for a spin-triplet state



Event Categorization and Fitting

	$-1 < c_{hel} < -\frac{1}{3}$	$-\frac{1}{3} < c_{hel} < \frac{1}{3}$	$\frac{1}{3} < c_{hel} < 1$
$-1 < c_{han} < -\frac{1}{3}$	SR1	SR2	SR3
$-\frac{1}{3} < c_{han} < \frac{1}{3}$	SR4	SR5	SR6
$\frac{1}{3} < c_{han} < 1$	SR7	SR8	SR9

CR-Fakes ee	CR-Fakes $e\mu$	CR-Fakes $\mu\mu$
---------------	-----------------	-------------------

CR-Z

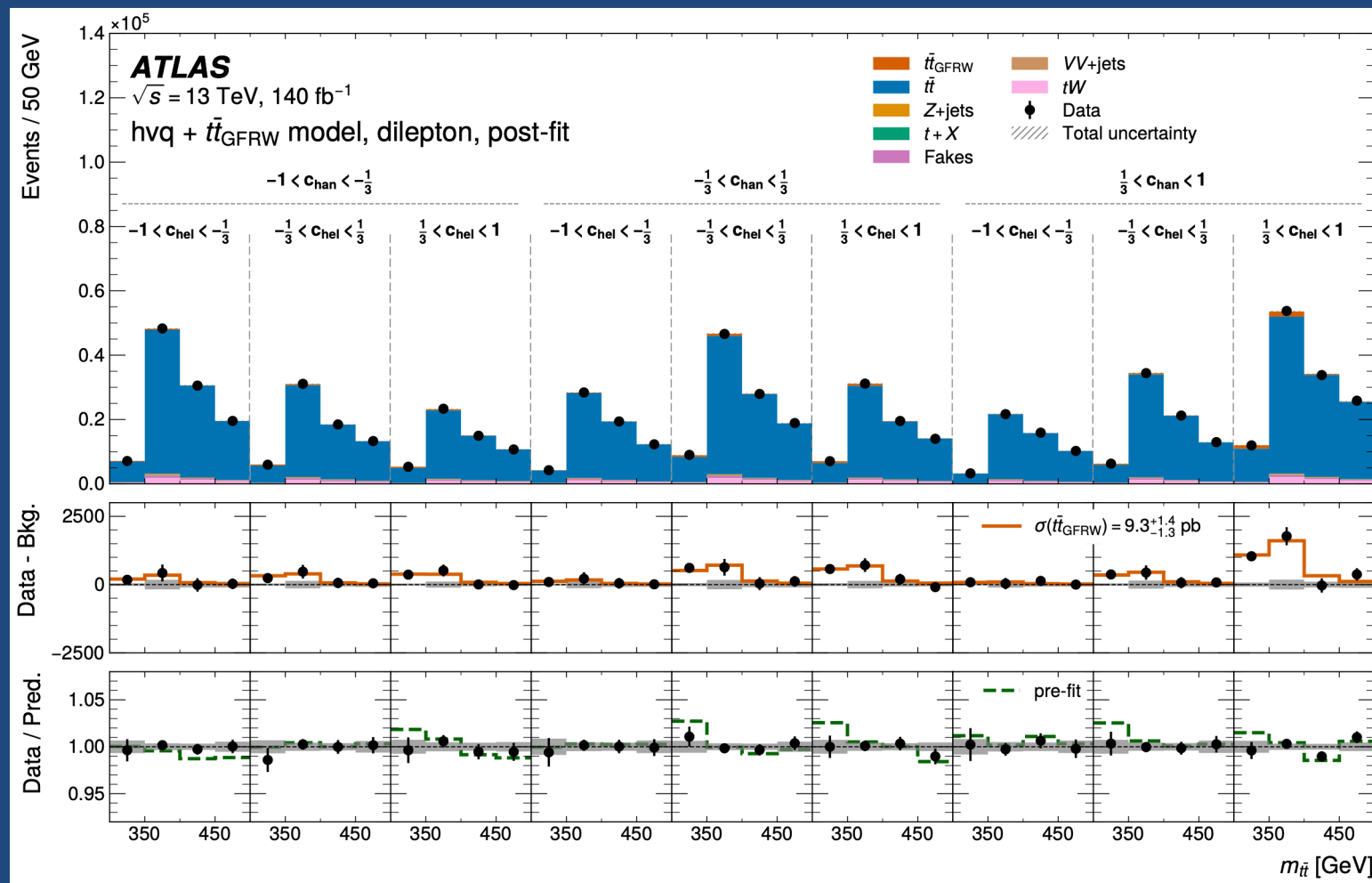
Simultaneous fitting to $m_{t\bar{t}}$ with 13 categories with profile likelihood method

Results: baseline $t\bar{t}$ + quasi-bound state (NRQCD)

Accepted by ROPP

arXiv:2601.11780

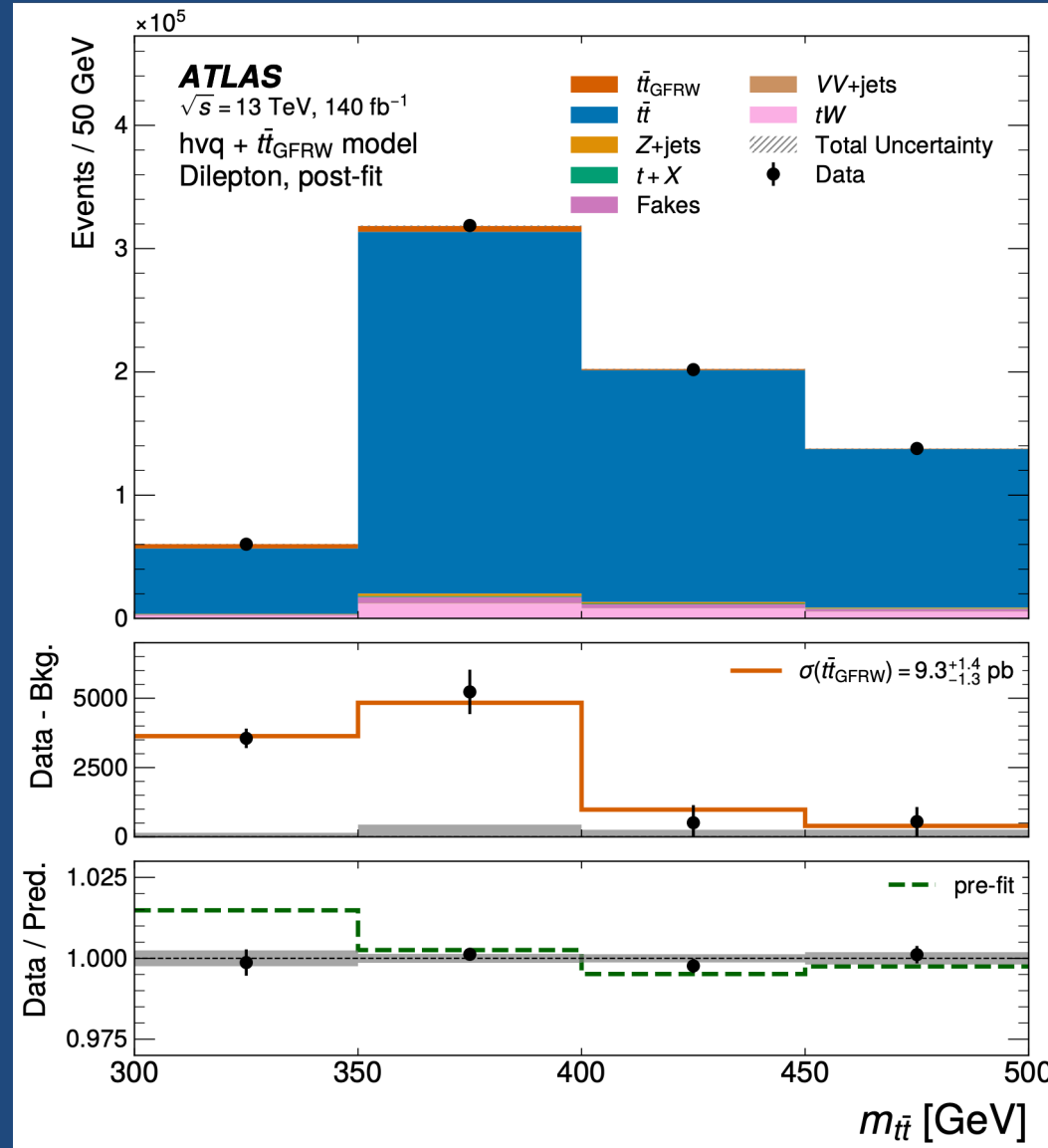
Observed (expected)
significance: 8σ (6σ)



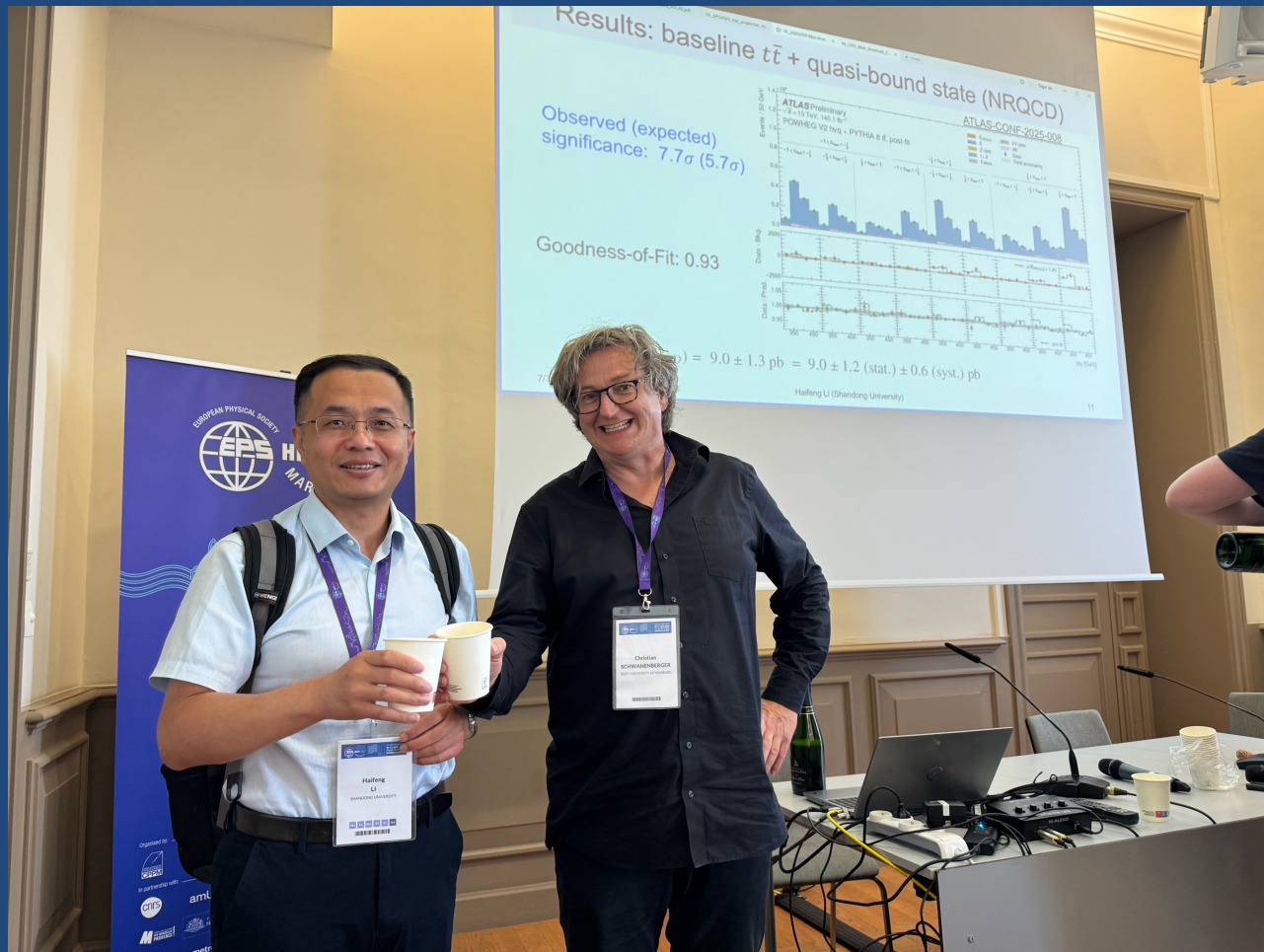
$$\sigma(t\bar{t}_{\text{GFRW}}) = 9.3^{+1.4}_{-1.3} \text{ pb} = 9.3^{+1.1}_{-1.0} \text{ (stat.)} \pm 0.8 \text{ (syst.) pb}$$

All SRs

Post-fit




- First report about ATLAS results in EPS-HEP2025 in Marseille, France
- Celebration after toponium talks from ATLAS and CMS
- All the ATLAS&CMS management who attended EPS-HEP2025 listened the two talks
- Was one of the highlights for EPS-HEP2025



Elusive romance of top-quark pairs observed at the LHC

The CMS and ATLAS experiments at CERN's Large Hadron Collider have observed an unforeseen feature in the behaviour of top quarks that suggests that these heaviest of all elementary particles form a fleeting union

8 JULY, 2025

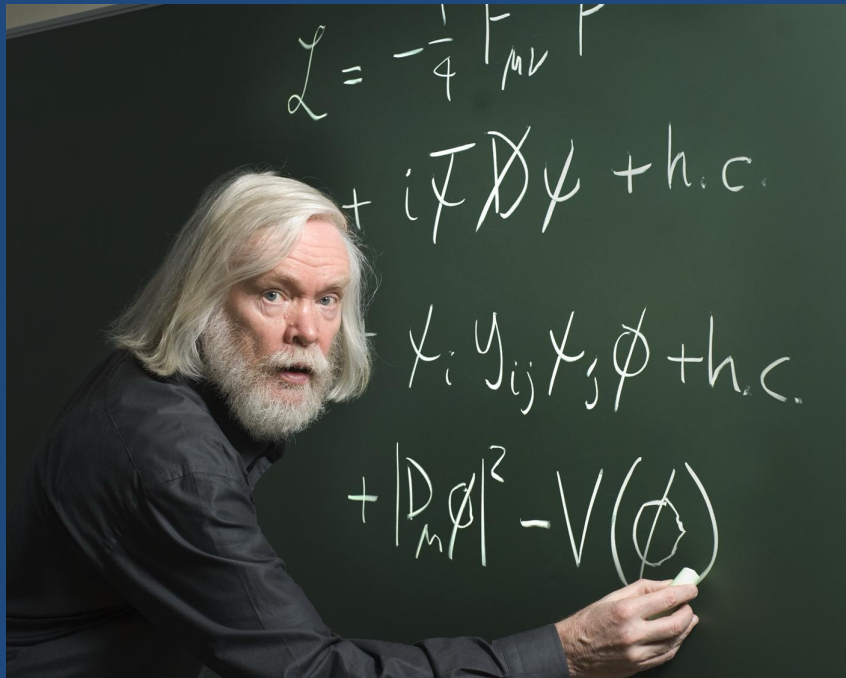


Artist's impression of the short-lived union of a top quark and a top antiquark formed by the exchange of gluons. (Image: D. Dominguez/CERN)

An unforeseen feature in proton-proton collisions previously observed by the CMS experiment at CERN's Large Hadron Collider (LHC) has now been confirmed by its sister experiment ATLAS. The result, reported yesterday at the European Physical Society's High-Energy Physics conference in Marseille, suggests that top quarks – the heaviest and shortest-lived of all the elementary particles – can momentarily pair up with their [antimatter](#) counterparts to produce a “quasi-bound-state” called toponium. Further input based on complex theoretical calculations of the strong nuclear force -- called quantum chromodynamics (QCD) -- will enable physicists to understand the true nature of this elusive dance.

An unforeseen feature in proton-proton collisions previously observed by the CMS experiment at CERN's Large Hadron Collider (LHC) has now been confirmed by its sister experiment ATLAS. The result, reported yesterday at the European Physical Society's High-Energy Physics conference in Marseille, suggests that top quarks – the heaviest and shortest-lived of all the elementary particles – can momentarily pair up with their antimatter counterparts to produce a “quasi-bound-state” called toponium.

John Ellis



“Discovering toponium 50 years after the November Revolution would be an unanticipated and welcome golden anniversary present for its charmonium cousin that was discovered in 1974”

发现顶夸克偶素是对其姊妹粒子 J/ψ 发现50周年的意想不到的完美献礼

Conclusions

Higgs to dimuon from ATLAS

- Evidence to Higgs to dimuon decay. **Observed (expected) significance is 3.4σ (2.5σ).** [Phys. Rev. Lett. 135, 231802 \(2025\)](#) PRL编辑推荐
- Important for probing Higgs boson coupling to the second-generation fermions

Toponium from ATLAS

- An excess of events is observed over the NNLO perturbative QCD prediction, with **8σ observed (6σ expected)** near the $t\bar{t}$ production threshold by ATLAS with LHC Run 2 data. [[arXiv:2601.11780](#), [Accepted by Reports on Progress in Physics \(IF 20.9\)](#)], [[ATLAS Physics Briefing](#)], [[CERN Press Release](#)]
- This excess is consistent with **color-singlet, S-wave, quasi-bound $t\bar{t}$ states** predicted by NRQCD with cross-section of 9.3 ± 1.3 pb
- CMS 2L results ([Rep. Prog. Phys. 88 \(2025\) 087801](#)) and also 1L CMS PAS TOP-25-002
- Observation of toponium opens a new field to study NRQCD with top quarks

Backup

The toponium Green's function

From B. Fuks

$$K_{abcd}(x, y, z) = \langle 0 | T \{ t_c(y) \bar{t}_d(z) : \bar{t}_a(x) t_b(x) : \} | 0 \rangle$$

$$= \frac{(1 + \gamma^0)_{ca}}{2} \frac{(1 - \gamma^0)_{bd}}{2} \int d^3r \left[K_1(y; (z^0, \vec{r})) K_2(z^0, \vec{r}, \vec{z}; x^0, \vec{x}, \vec{x}) + K_1(z; (y^0, \vec{r})) K_2(y^0, \vec{y}, \vec{r}; x^0, \vec{x}, \vec{x}) \right]$$

Non-relativistic spin projection operators \swarrow \nearrow
 Antitop-decay first \uparrow Top-decay first \nwarrow
 \leftarrow \leftarrow \rightarrow \rightarrow
 1-particle-state and 2-particle-state propagators

The toponium Green's function

- Solution to the Lippmann-Schwinger equation
 - Fourier transform of the QCD potential
 - S-wave contributions
- To be solved numerically

$$\widetilde{G}(E; p) = \widetilde{G}_0(E; p) + \int \frac{d^3q}{(2\pi)^3} \widetilde{V}_{\text{QCD}}(\vec{p} - \vec{q}) \widetilde{G}(E; q)$$

\uparrow
 Free Green's function

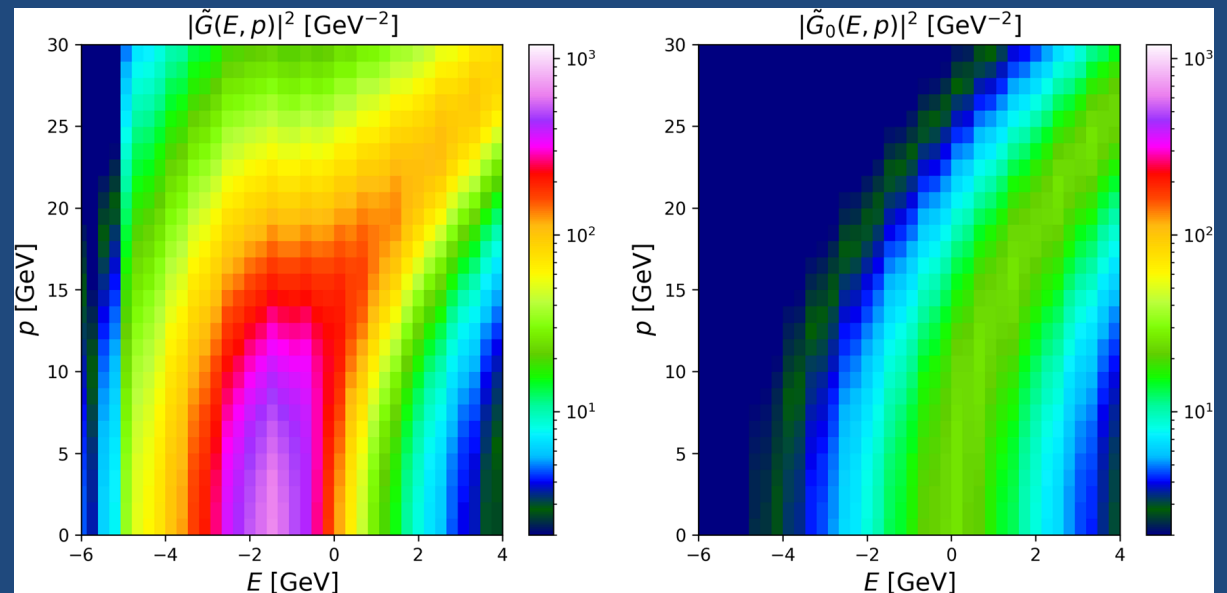
Quasi-bound State from NRQCD

- S-wave, color-singlet state with Green's function of non-relativistic (NR) QCD by Eur. Phys. J. C 85 (2025) 157 (B. Fuks, K. Hagiwara, 马凯, 郑亚娟)
- Generate $gg \rightarrow tt \rightarrow b\ell\nu b\ell\nu$ with MG5_aMC. Spin correlations included
- Reweight matrix element with QCD Green's functions

$$|\mathcal{M}|^2 \rightarrow |\mathcal{M}|^2 \left| \frac{\tilde{G}(E; p^*)}{\tilde{G}_0(E; p^*)} \right|^2$$

\tilde{G} : Green's function considering QCD potential

\tilde{G}_0 : Free Green's function



This model includes NRQCD calculations. More complete w.r.t. previous simplified models (using scalar/pseudoscalar as an effective model)

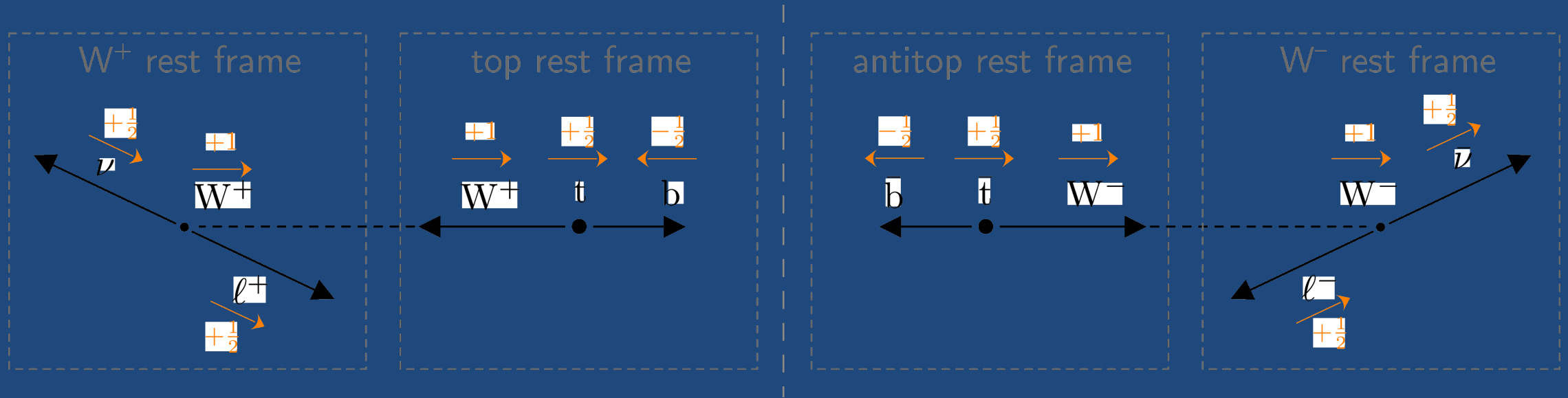
Background Modelling

Extremely challenging measurement: need precise modelling of the $t\bar{t}$ threshold region

- $t\bar{t}$: main background. Powheg v2 hvq + Pythia8, using narrow-width approximation (NWA), with approximate spin correlation
 - 2D reweighting in $(\cos\theta^*, M(t\bar{t}))$ to NNLO QCD (from MATRIX) and NLO EW (HATHOR)
 - θ^* : angle between the momentum of the top quark in the $t\bar{t}$ center-of-mass frame and the momentum of the $t\bar{t}$ system in the lab. frame
- $t\bar{t}$: alternative MC sample (for syst.), Powheg v2 bb4l + Pythia8
 - Simulate $pp \rightarrow b\ell\nu b\ell\nu$ including off-shell, non-resonant contributions, and exact spin correlations at NLO

Advanced MC generators and state-of-art high-order QCD/EW calculations play crucial roles in this search

$t\bar{t}$ Spin Correlation

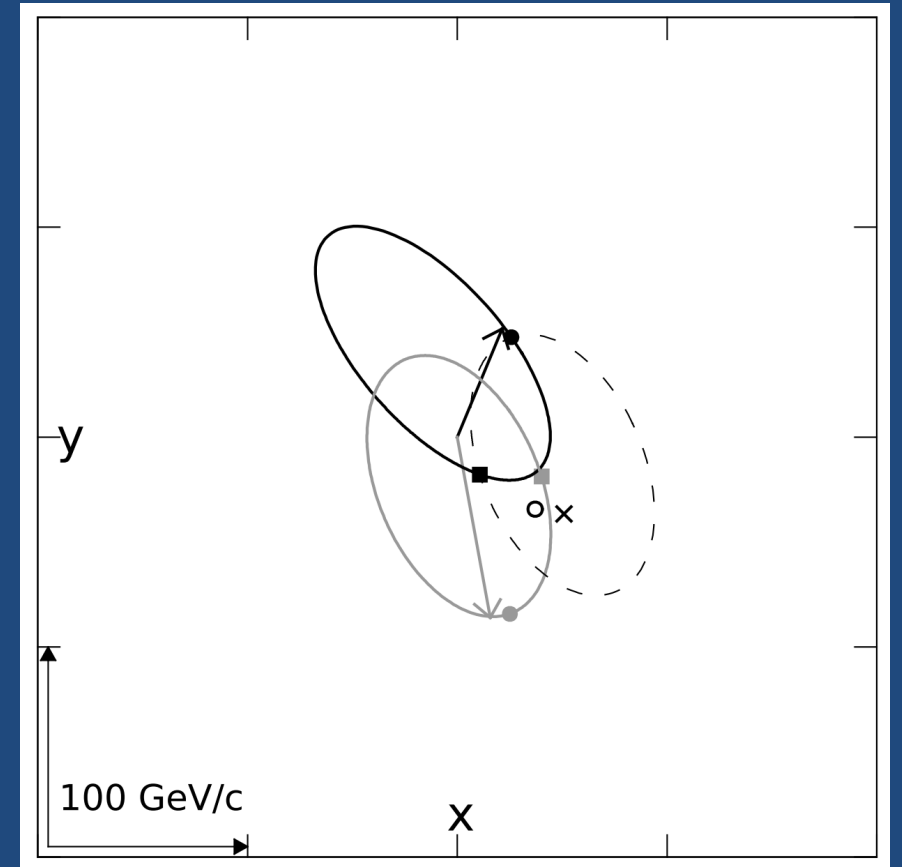


- Transfer of spin information to leptons due to parity violation of weak interaction + conservation of angular momentum
- Antilepton emitted preferably parallel to parent top quark spin
- Lepton emitted preferably antiparallel to parent antitop quark spin

Top quark pair reconstruction

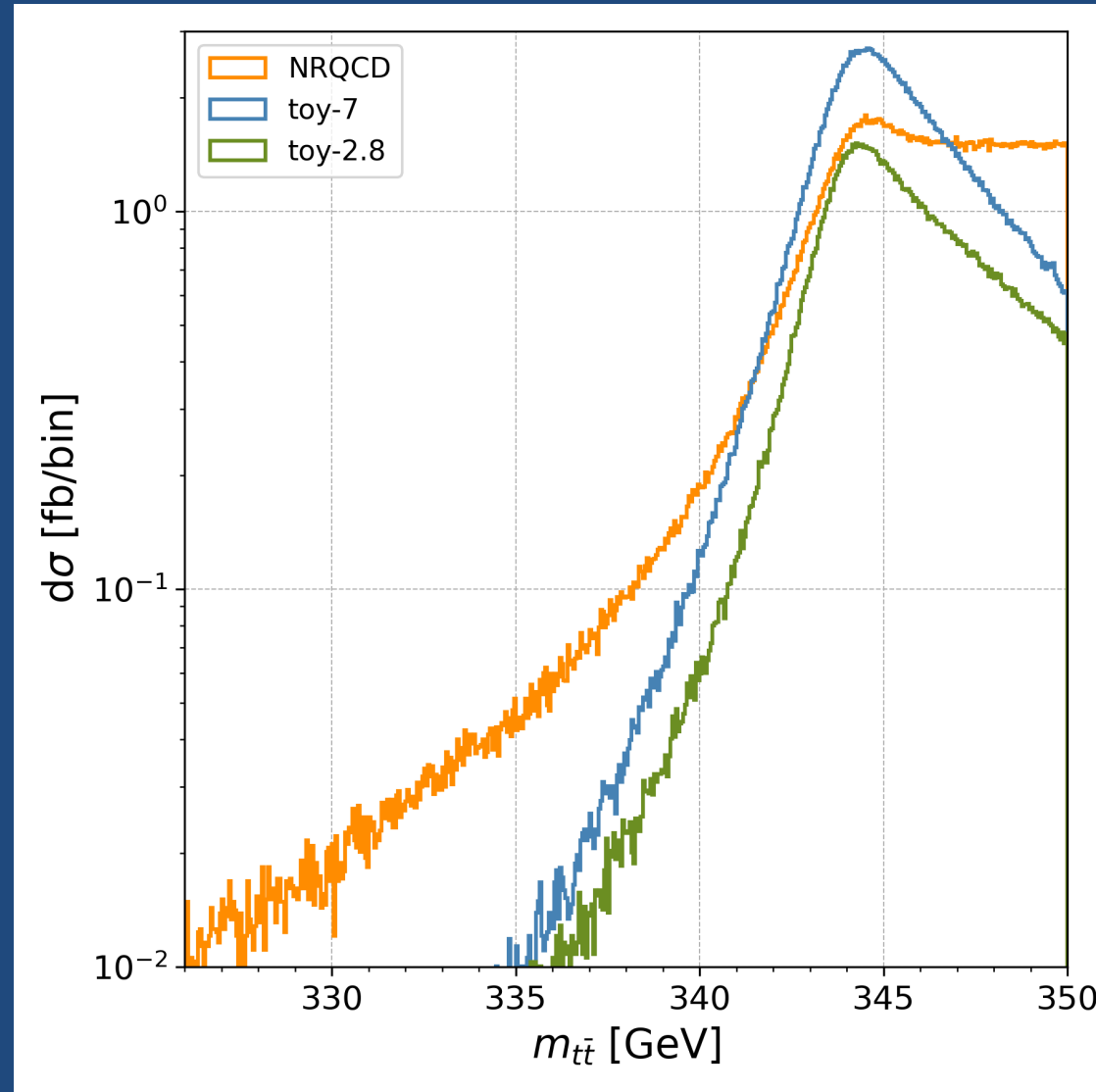
- $t\bar{t}$ system reconstructed from the 2 leading b-jets, charged leptons, and \vec{p}_T^{miss} using:
 1. Invariant mass of $\ell^+ \nu_\ell b$ and $\ell^- \bar{\nu}_\ell \bar{b} = m_t = 172.5$ GeV
 2. Invariant mass of $\ell^+ \nu_\ell$ and $\ell^- \bar{\nu}_\ell = m_W = 80.4$ GeV
 3. \vec{p}_T^{miss} only from the two neutrinos: ν_ℓ and $\bar{\nu}_\ell$
- Ellipse method used to geometrically solve constraint equations for neutrino momenta
- m_t and m_W smeared if no solution found
- Solution found for 95% of events in SR - remaining discarded
- Resolution $\frac{|m_{t\bar{t}}^{\text{reco}} - m_{t\bar{t}}^{\text{true}}|}{m_{t\bar{t}}^{\text{reco}}} \sim 22\%$ at threshold
- Alternative methods tested did not improve sensitivity

NIM A 736 (2014) 169-178



Toponium: 比较ATLAS和CMS的signal model

LHC Top WG meeting 4-6 June 2025, CERN



Background Estimations

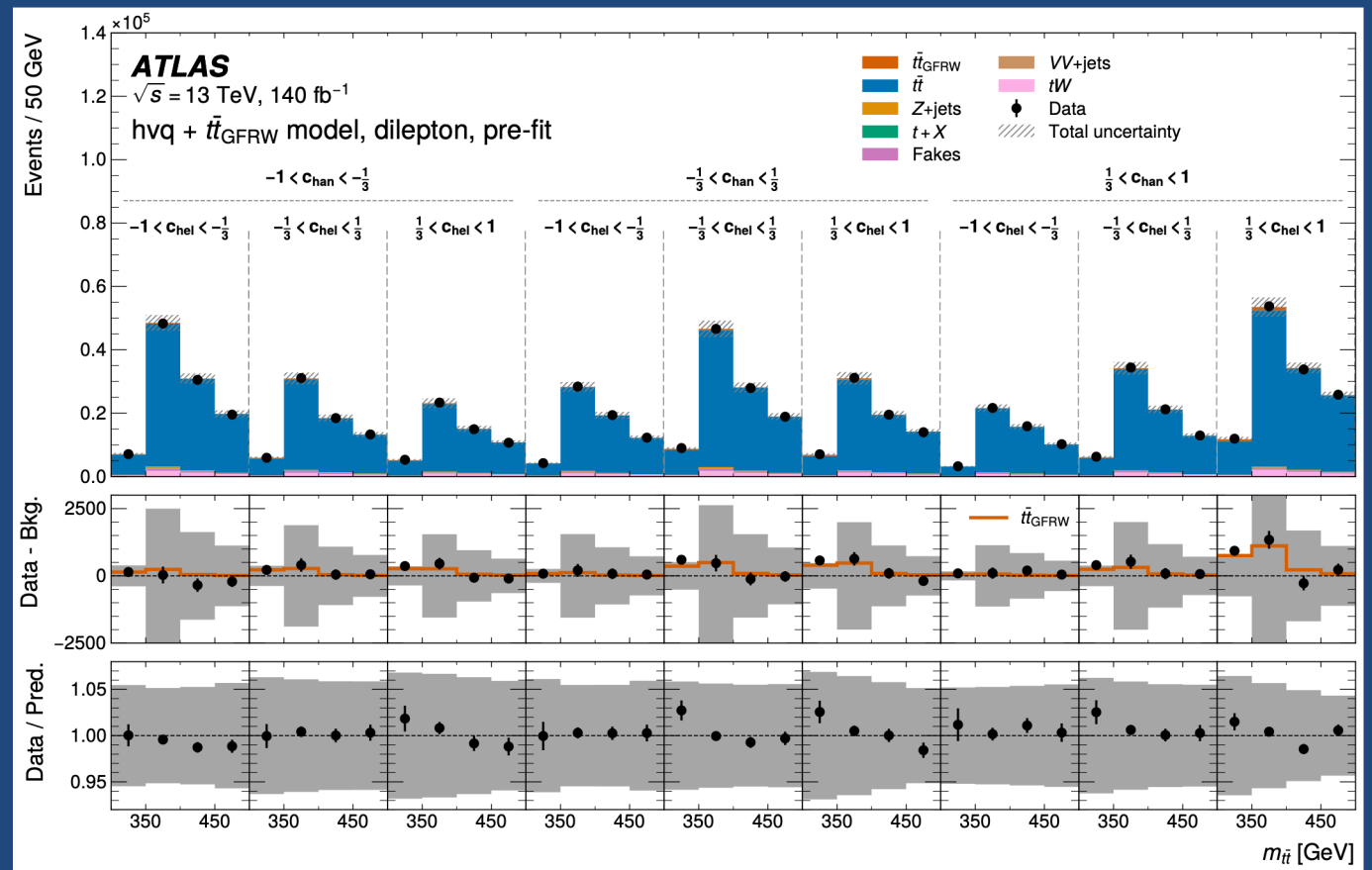
- $t\bar{t}$: with a free-floating scale factor (SF); tW : estimation from MC
- Z+jets: get some contributions from $Z \rightarrow \tau\tau$. Use the CR-Z to normalize the Z+b process

Pre-fit plots

[arXiv:2601.11780](https://arxiv.org/abs/2601.11780)

- fake / non-prompt leptons: Fakes represent 1.5% of SR yields. Data-driven estimation with 3 CR-Fakes

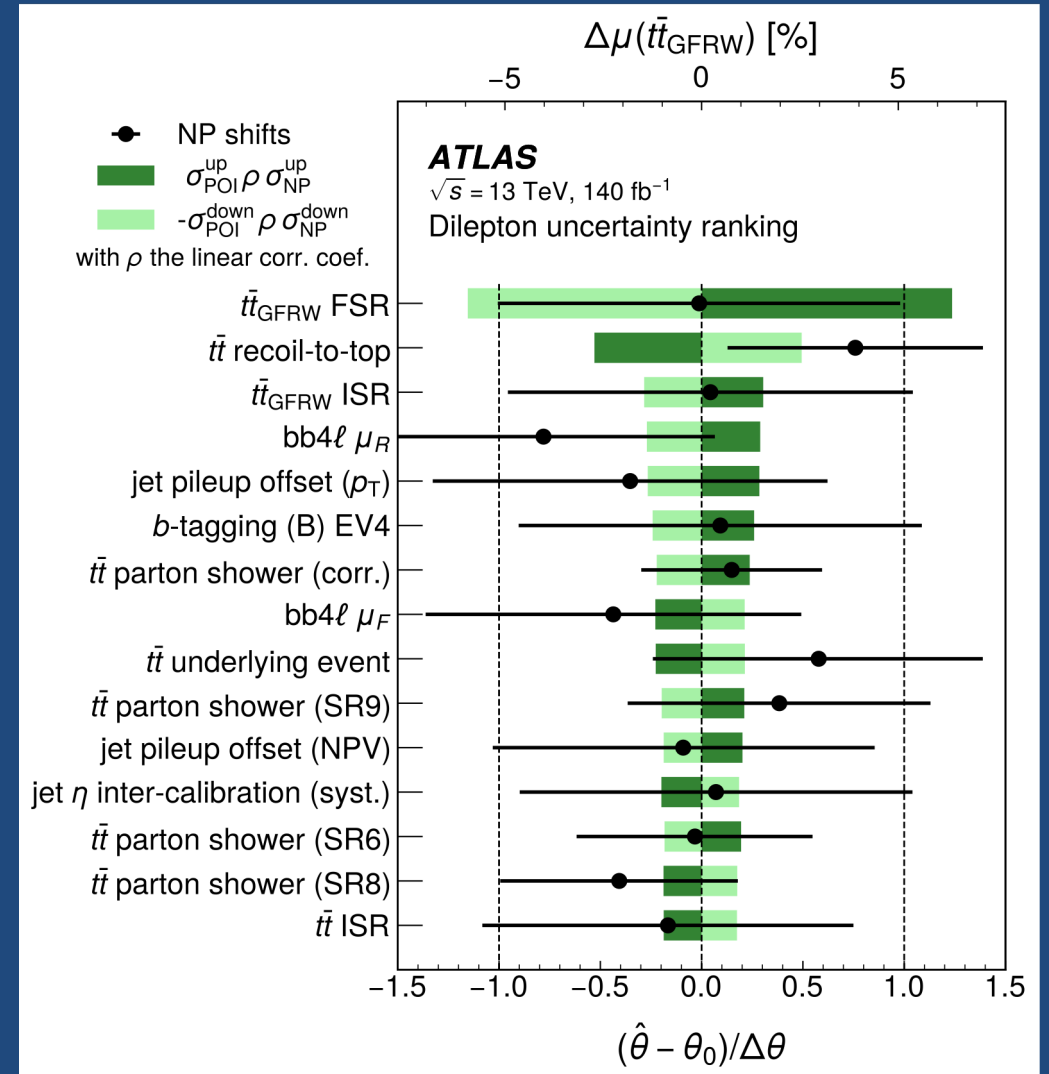
GFRW:
Green's Function Reweighted



Impacts of Systematics

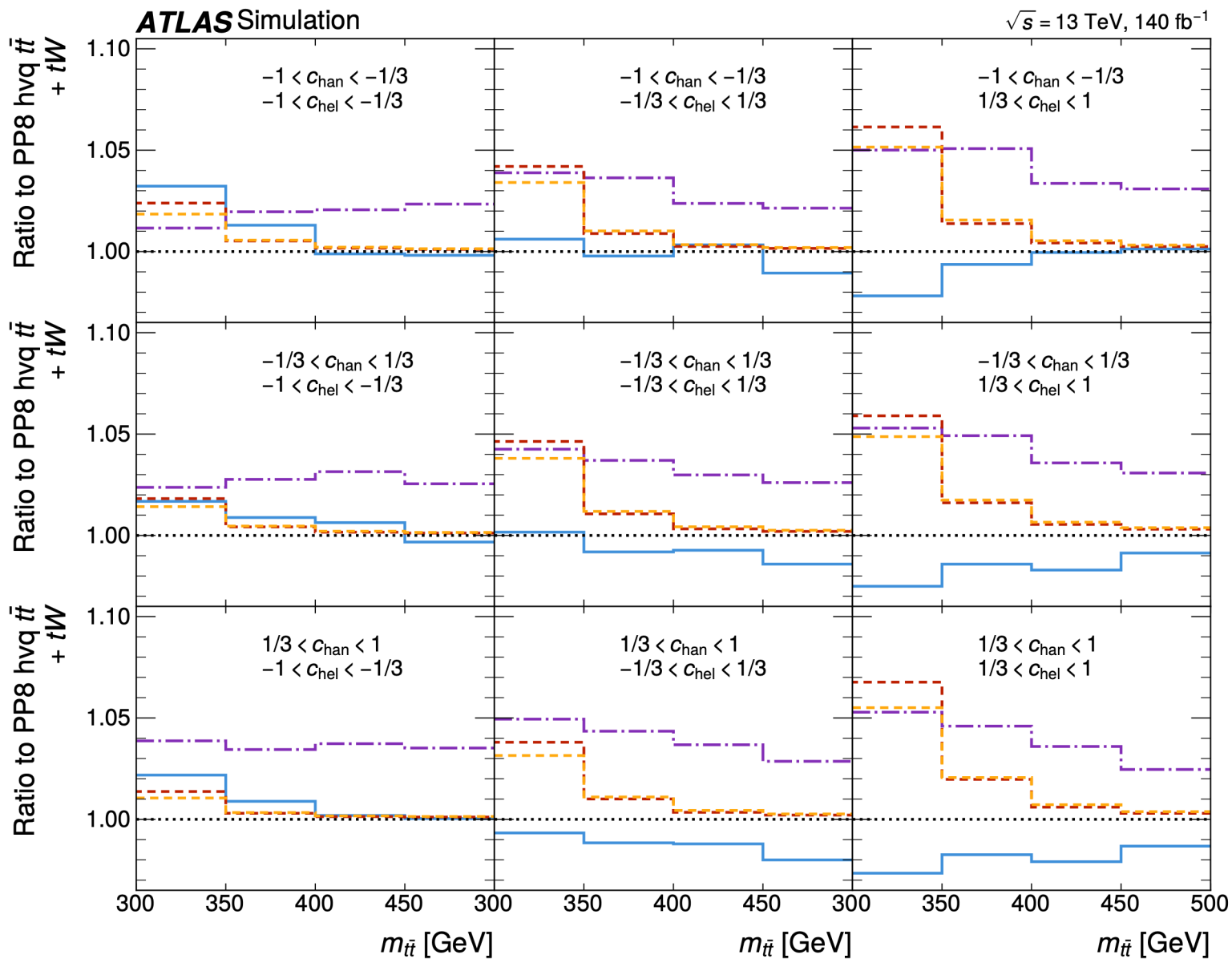
arXiv:2601.11780

- Quasi-bound state modelling: Parton shower [Herwig7]
- $t\bar{t}$ decay and off-shell [comparison to bb4l]
- NNLO QCD rew.: NNLO QCD scale variations
- No strong pulls or constraints
- Largest effects from toponium modelling and off-shell effect modelling



Dilepton, nominal predictions, pre-fit
 $m_{\tilde{t}\tilde{t}} \in [300, 500]$ GeV

- PH7 hvq $\tilde{t}\tilde{t} + tW$
- - - PP8 bb4 ℓ
- - - PP8 hvq $\tilde{t}\tilde{t} + tW + \tilde{t}\tilde{t}_{\text{GFRW}}$
- - - PP8 hvq $\tilde{t}\tilde{t} + tW + \eta_t$



CMS Results: 2L

- [arXiv:2503.22382](https://arxiv.org/abs/2503.22382), [Rep. Prog. Phys. 88 \(2025\) 087801](https://ui.adsabs.org/abs/2025RPPh...88087801L)
- Use very similar analysis method compared with ATLAS

显著度大于 5σ

Measured cross-section: $8.8^{+1.2}_{-1.4}$ pb

