



# Recent CP violation results from LHCb

钱文斌

中国科学院大学

2026/05/15

2026轻强子专题研讨会

# Outline of the talk

---

- Introduction
- Precise measurement of the CKM angle  $\gamma$  with a novel approach
- CP violation studies in  $B^+ \rightarrow K^+ \pi^+ \pi^-$  decays
- Prospects and conclusion

**Disclaimer: results are selected based on personal taste**

# Why CP violation

- SM model very successful;
- Still an effective theory, many unexplained phenomena;
- One standing-out quest: understanding matter and antimatter asymmetry in the Universe

$$\frac{N_B - N_{\bar{B}}}{N_B + N_{\bar{B}}} \sim 10^{-10} \ll 10^{-17} \text{ predicted by CKM mechanism}$$

- Extra sources of CP violation needed

- Higgs sector?  $\mathcal{H}_{f\bar{f}h} = y_f \bar{f}h (\kappa_f + i\tilde{\kappa}_f\gamma^5) f$
- Neutrino sector? PMNS matrix
- Quark sector?
- Other places?

All requires New physics

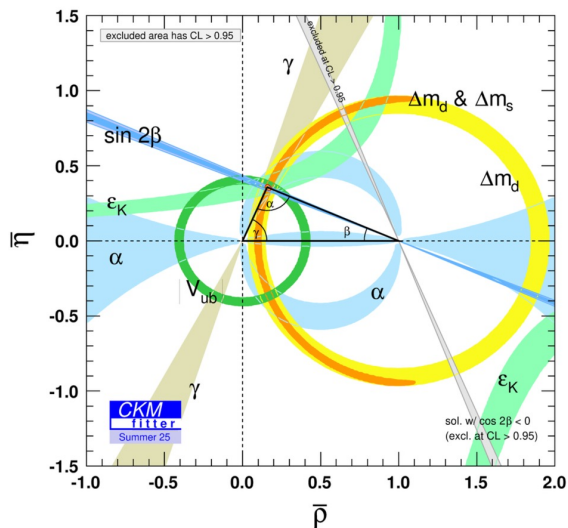
# Precision measurements

- Precision essential to find the footprint of NP

$$\mathcal{A}(\psi_i \rightarrow \psi_j + X) = \mathcal{A}_0 \left( \frac{c_{\text{SM}}}{v^2} + \frac{c_{\text{NP}}}{\Lambda^2} \right) \rightarrow \text{NP scale: } \Lambda$$

Energy scale for SM:  $v \sim 100$  GeV

- Unitarity test: precision driven!



Is current precision enough? No

$10^{-5}$

$$V_{ud}V_{ud}^* + V_{us}V_{us}^* + V_{ub}V_{ub}^* - 1 = [0.00012, -0.00295] (3\sigma)$$

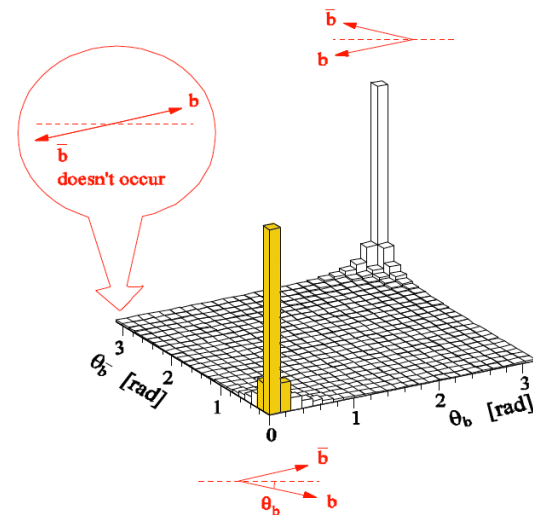
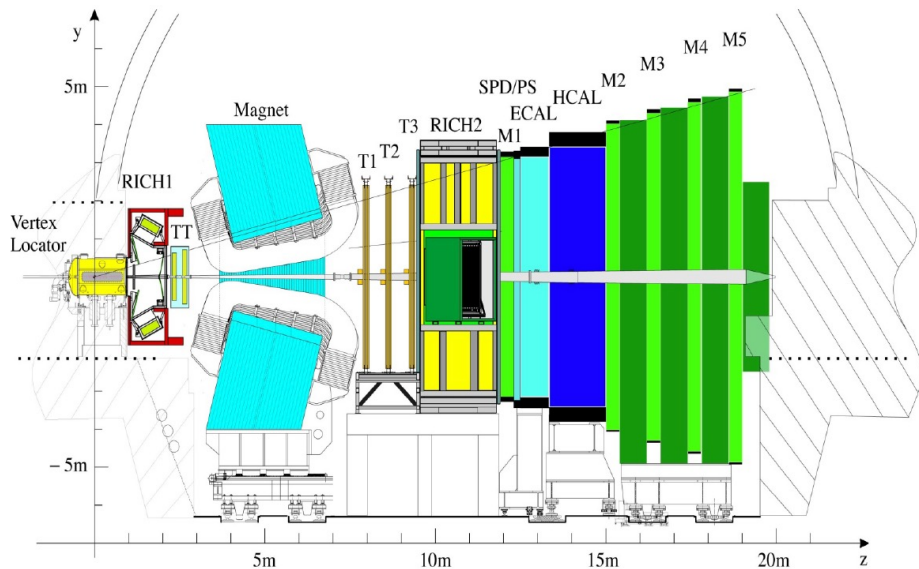
Cabbibo anomaly?

Disaster for new physics searches if CKM elements not precise

Changing  $|V_{cb}|$  :  $39 \cdot 10^{-3} \Rightarrow 42 \cdot 10^{-3}$   
 changes  $|V_{cb}|^2$  : by 16% ( $B_{s,d} \rightarrow \mu^+\mu^-$ ,  $\Delta M_{s,d}$ )  
 $|V_{cb}|^3$  : by 25% ( $K^+ \rightarrow \pi^+\nu\bar{\nu}, \epsilon_K$ )  
 $|V_{cb}|^4$  : by 35% ( $K_L \rightarrow \pi^0\nu\bar{\nu}, K_S \rightarrow \mu^+\mu^-$ )

From A. Buras

- Precise measurements in NP sensitive decays



Excellent vertex and IP, decay time resolution:

- $\sigma(\text{IP}) \approx 20 \mu\text{m}$  for high- $p_T$  tracks
- $\sigma(\tau) \approx 45 \text{ fs}$  for  $B_s^0 \rightarrow J/\psi\phi$  and  $B_s^0 \rightarrow D_s^- \pi^+$  decays

Very good momentum resolution:

- $\delta p/p \approx 0.5\% - 1\%$  for  $p \in (0, 200) \text{ GeV}$
- $\sigma(m_B) \approx 24 \text{ MeV}$  for two-body decays

Hadron and Muon identification

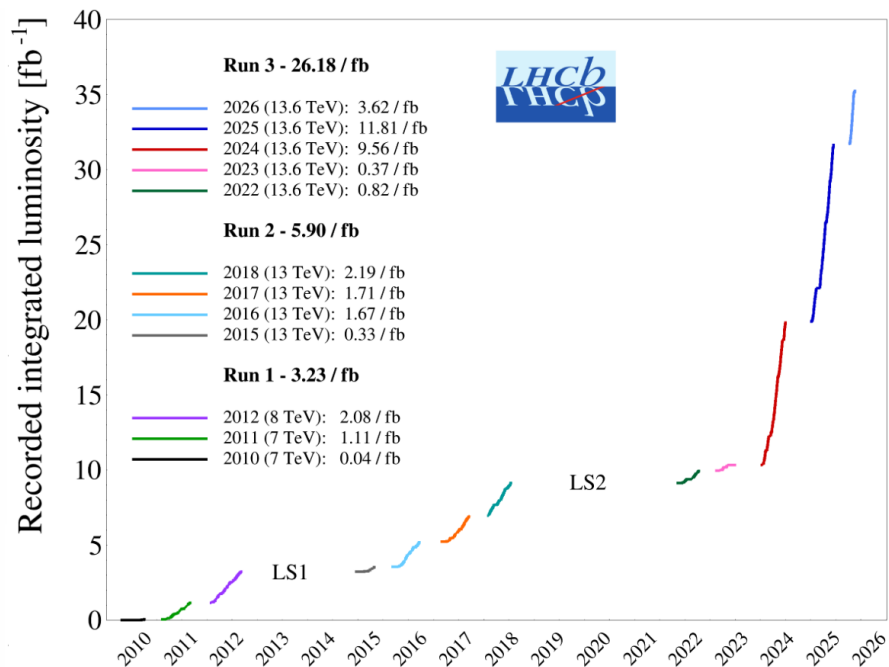
- $\epsilon_{K \rightarrow K} \approx 95\%$  for  $\epsilon_{\pi \rightarrow K} \approx 5\%$  up to 100 GeV
- $\epsilon_{\mu \rightarrow \mu} \approx 97\%$  for  $\epsilon_{\pi \rightarrow \mu} \approx 1 - 3\%$

Data good for analyses

- $> 99\%$

Designed for CP violation and heavy flavor studies

# The LHCb status



- **Run 1:**
  - 2011 (7 TeV):  $1 \text{ fb}^{-1}$
  - 2012 (8 TeV):  $2 \text{ fb}^{-1}$
- **Run 2:**
  - 2015-2018 (13 TeV):  $6 \text{ fb}^{-1}$
- **Run 3:**
  - 2024 alone (13.6 TeV):  $9.56 \text{ fb}^{-1}$
  - 2025 (13.6 TeV):  $11.81 \text{ fb}^{-1}$
  - 2026 (13.6 TeV):  $>3.62 \text{ fb}^{-1}$

- A new LHCb detector for Run 3 operates at  $\times 5$  higher instantaneous luminosity
- Similar performance, while efficiency for hadron final states increased by a factor of 2

# Outline of the talk

---

- Introduction
- **Precise measurement of the CKM angle  $\gamma$  with a novel approach**
- CP violation studies in  $B^+ \rightarrow K^+ \pi^+ \pi^-$  decays
- Prospects and conclusion

**Disclaimer: results are selected based on personal taste**

# CKM angle $\gamma$

- Measured through tree-level dominated  $b \rightarrow c$  and  $b \rightarrow u$  processes  $\gamma = \arg\left(-\frac{V_{ud}V_{ub}^*}{V_{cd}V_{cb}^*}\right)$

- Negligible theoretical uncertainty [JHEP 01(2014) 051]

- Less affected by NP entering through quantum fluctuation  SM candle

- NP search by comparing between direct and indirect measurements

$$\gamma_{\text{ind.}} = (66.16_{-3.20}^{+0.78})^\circ \quad [\text{CKMfitter 2025}]$$

$$\gamma_{\text{dir.}} = (62.8 \pm 2.6)^\circ \quad [\text{LHCb-CONF-2025-003}]$$

- Currently, single best measurements from  $B^\pm \rightarrow (K_S^0 h^+ h^-)_D h'^\pm$  decays

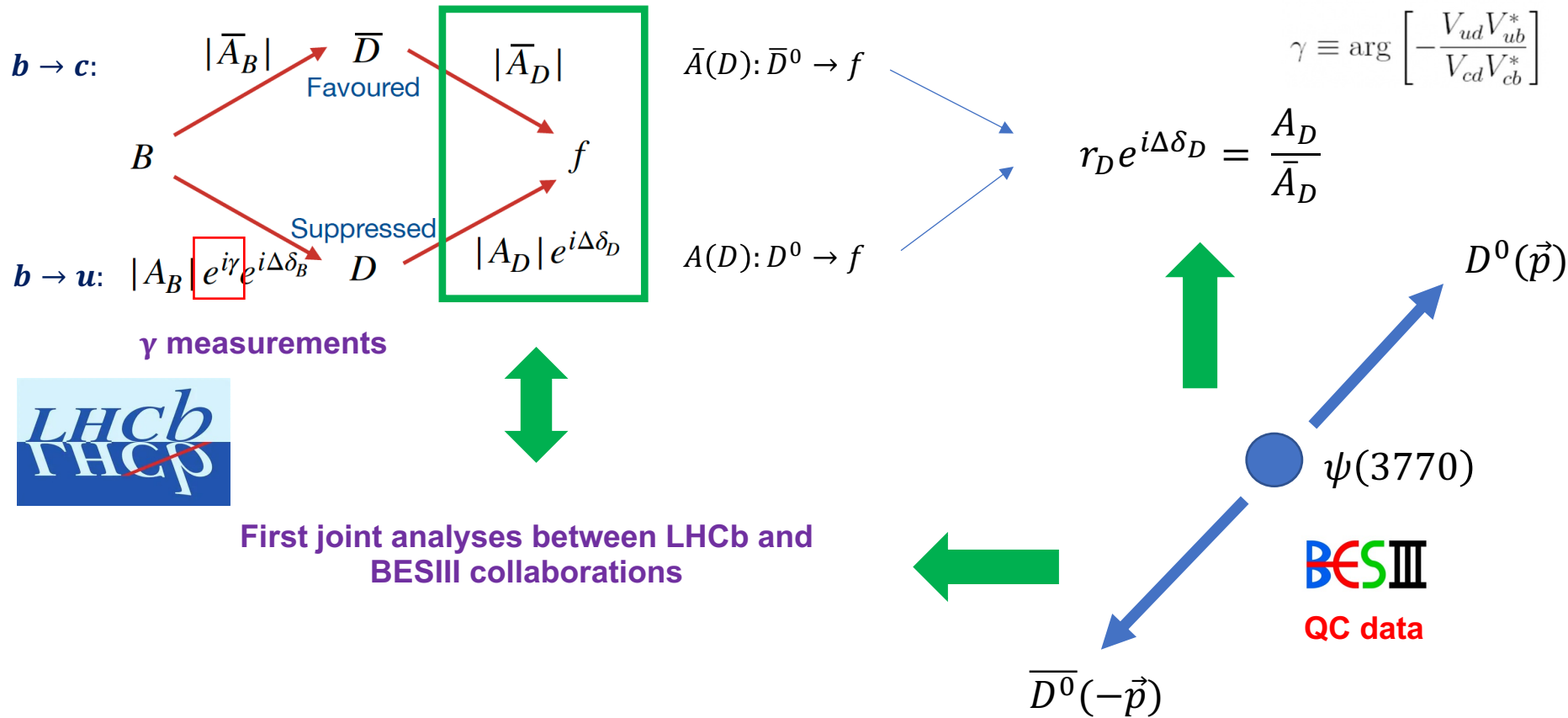
$$\gamma_{\text{GGSZ}} = (68.7_{-5.1}^{+5.2})^\circ \quad [\text{LHCb-PAPER-2020-019}]$$

Statistical uncertainty dominated  
Sensitivity loss due to binned approach



A novel approach developed using  
unbinned MI method

# Joint measurement between LHCb and BESIII



# Logic of the new method (1)

$$x_{\pm} + iy_{\pm} = r_B e^{i(\delta_{B\pm} + \gamma)}$$

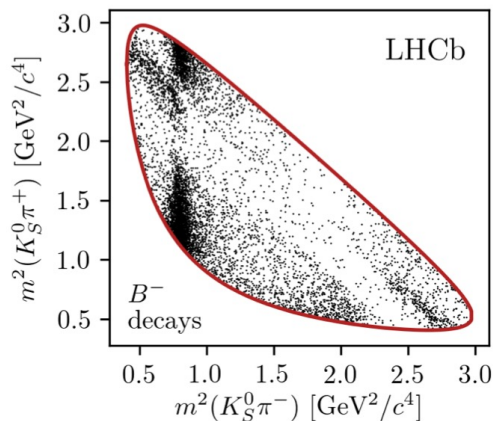
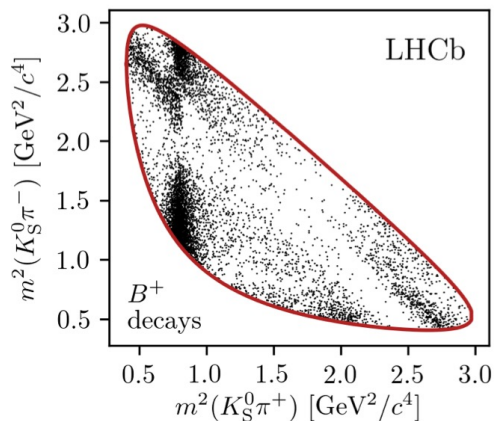
$$B^-: p_B(\mathbf{z}) \propto p_D(\mathbf{z}) + (x_-^2 + y_-^2)\bar{p}_D(\mathbf{z}) + 2[x_-C(\mathbf{z}) + y_-S(\mathbf{z})]$$

$$B^+: \bar{p}_B(\mathbf{z}) \propto \bar{p}_D(\mathbf{z}) + (x_+^2 + y_+^2)p_D(\mathbf{z}) + 2[x_+C(\mathbf{z}) - y_+S(\mathbf{z})]$$

$D^0/\bar{D}^0 \rightarrow K_S^0 h^+ h^-$  decay density

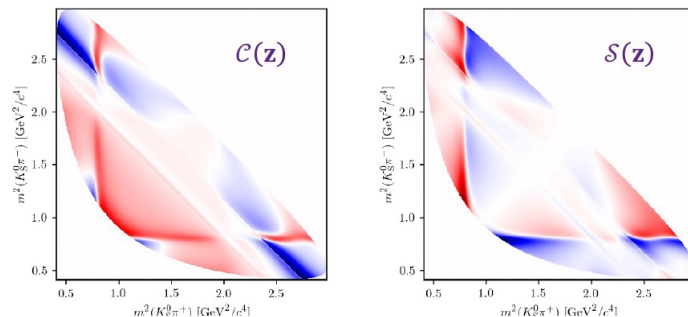
$$\{C, S\} = \sqrt{p_D \bar{p}_D} \{\cos, \sin\}(\phi)$$

Density difference indicates CP violation



Novel approach: fourier transformation

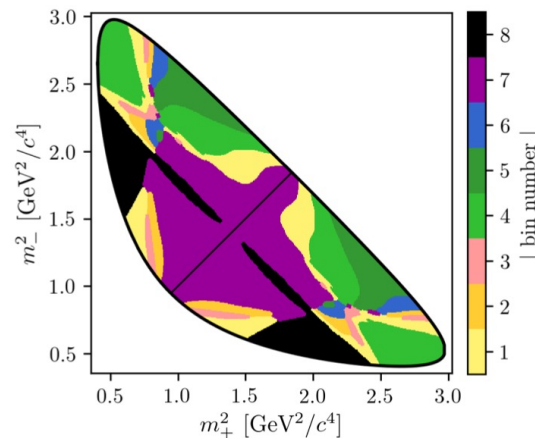
[EPJC78 (2018) 2, 121]



Traditional method: binning



~10% loss of sensitivity



# Logic of the new method (2)

$$x_{\pm} + iy_{\pm} = r_B e^{i(\delta_{B\pm} + \gamma)}$$

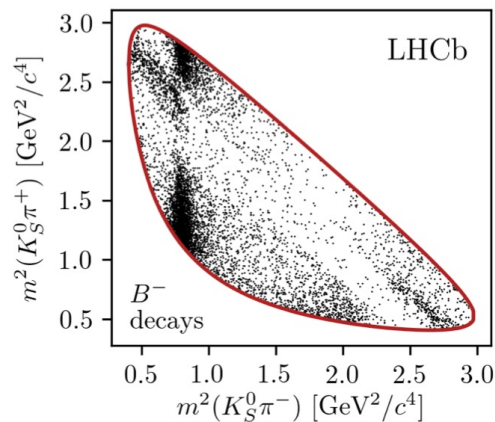
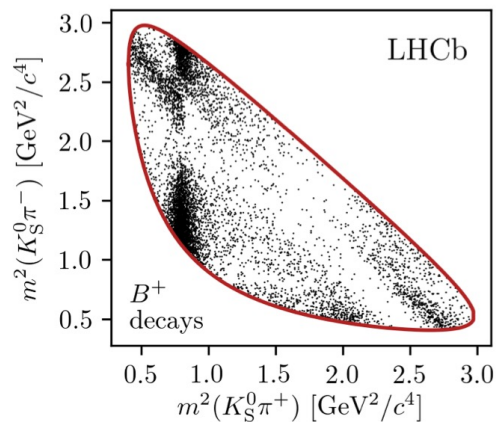
$$B^-: p_B(\mathbf{z}) \propto p_D(\mathbf{z}) + (x_-^2 + y_-^2) \bar{p}_D(\mathbf{z}) + 2[x_- \mathcal{C}(\mathbf{z}) + y_- \mathcal{S}(\mathbf{z})]$$

$$B^+: \bar{p}_B(\mathbf{z}) \propto \bar{p}_D(\mathbf{z}) + (x_+^2 + y_+^2) p_D(\mathbf{z}) + 2[x_+ \mathcal{C}(\mathbf{z}) - y_+ \mathcal{S}(\mathbf{z})]$$

$D^0/\bar{D}^0 \rightarrow K_S^0 h^+ h^-$  decay density

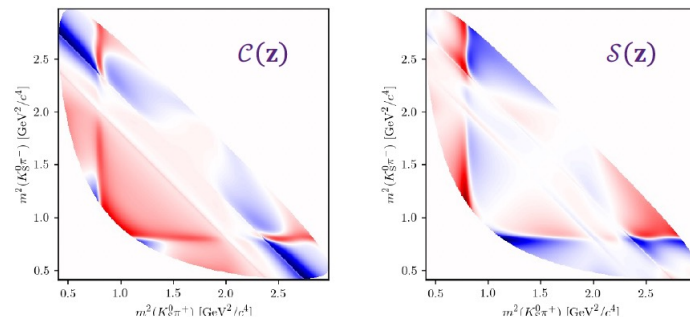
$$\{\mathcal{C}, \mathcal{S}\} = \sqrt{p_D \bar{p}_D} \{\cos, \sin\}(\phi)$$

Density difference indicates CP violation

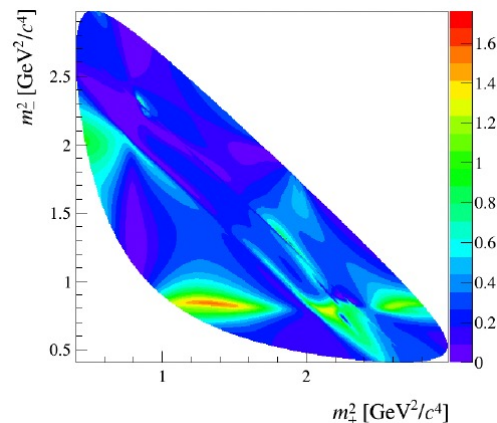


Novel approach: fourier transformation

[EPJC78 (2018) 2, 121]



Only considering phase information



A further weight added to take into account amplitude, purity, efficiency information

# Weights and BESIII inputs

- Why weights works? Equation holds when multiplying both sides by the same constant

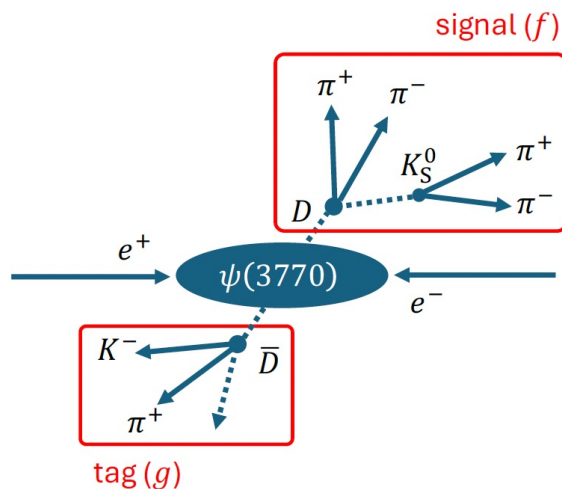
$$p_B(\mathbf{z}) \propto p_D(\mathbf{z}) + (x_-^2 + y_-^2)\bar{p}_D(\mathbf{z}) + 2[x_-C(\mathbf{z}) + y_-S(\mathbf{z})]$$

$$\mathcal{N}_n = h_B [P_n^+ + (x_-^2 + y_-^2)P_n^- + 2[x_-C_n + y_-S_n]]$$



multiplied by  $w_n(\mathbf{z})$   
and integrated over  $\mathbf{z}$

- BESIII QC data:  $\psi(3770) \rightarrow D\bar{D}$



Mode	$K_S^0 h^+ h^-$	$K_L^0 h^+ h^-$
Flavor	$K\pi\pi^0, K\pi, K\pi\pi\pi, K\epsilon\nu$	$K\pi\pi^0, K\pi, K\pi\pi\pi$
CP even	$KK, \pi\pi, K_S^0\pi^0\pi^0, K_L^0\pi^0, \pi\pi\pi^0$	$KK, \pi\pi, K_S^0\pi^0\pi^0, \pi\pi\pi^0$
CP odd	$K_S^0\pi^0, K_S^0\eta_{\gamma\gamma}, K_S^0\eta_{\pi\pi\pi^0}, K_S^0\omega$ $K_S^0\eta'_{\gamma\rho}, K_S^0\eta'_{\pi\pi\eta}, K_L^0\pi^0\pi^0$	$K_S^0\pi^0, K_S^0\eta_{\gamma\gamma}, K_S^0\eta_{\pi\pi\pi^0}, K_S^0\omega$ $K_S^0\eta'_{\gamma\rho}, K_S^0\eta'_{\pi\pi\eta}$

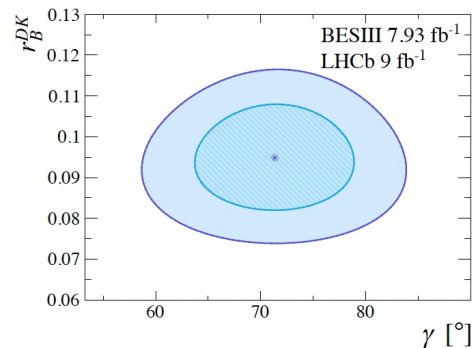
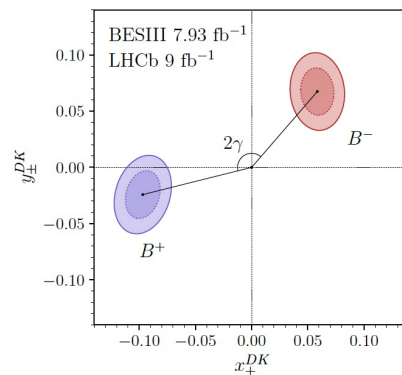
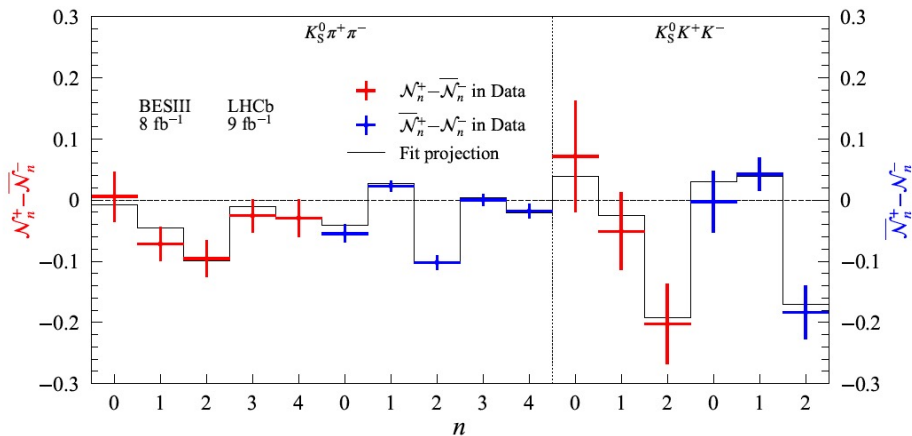
- Example: CP tagged  $K_S^0 h^+ h^-$

$$\mathcal{N}_n(K_{S/L}^0 h'^+ h'^- | CP) \propto [P_n^+ + P_n^- - 2s_K(2F_+ - 1)(-1)^n C_n],$$

$$\bar{\mathcal{N}}_n(K_{S/L}^0 h'^+ h'^- | CP) \propto [P_n^- + P_n^+ - 2s_K(2F_+ - 1)(-1)^n C_n],$$

# CP observables and results

- Observables from B decays, indicating CP violation effects



- Results on  $\gamma$  and strong parameters

$$\gamma = (71.3 \pm 5.0)^\circ,$$

$$r_B^{DK} = 0.0949_{-0.0085}^{+0.0086}, \quad r_B^{D\pi} = 0.0064_{-0.0019}^{+0.0021},$$

$$\delta_B^{DK} = (121.6_{-5.9}^{+5.6})^\circ, \quad \delta_B^{D\pi} = (311_{-20}^{+17})^\circ.$$

Improved about 5% compared to the binned method

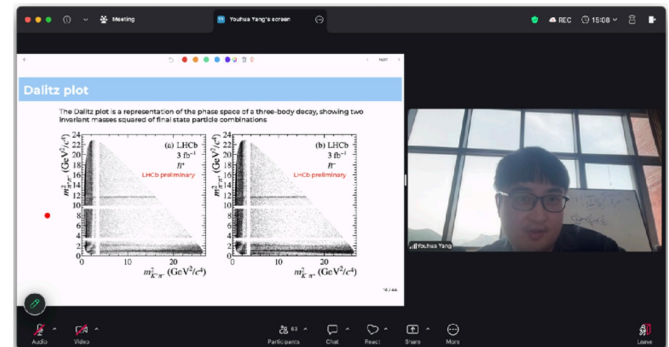
Most precise single measurement to date on  $\gamma$

Opens new possibilities for  $\gamma$  measurements in other multibody decays

# Outline of the talk

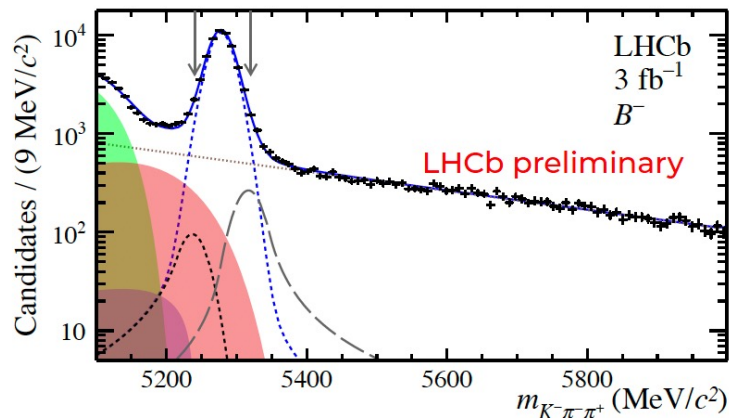
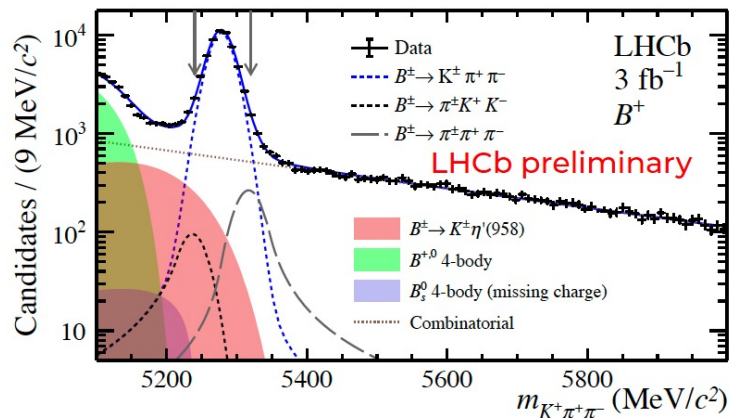
- Introduction
- Precise measurement of the CKM angle  $\gamma$  with a novel approach
- **CP violation studies in  $B^+ \rightarrow K^+ \pi^+ \pi^-$  decays**
- Prospects and conclusion

CERN LHC seminar by Youhua Yang



# CP violation in $B^+ \rightarrow K^+ \pi^- \pi^-$ decays

- Around  $40 \times$  data than B-factories using only Run 1 data

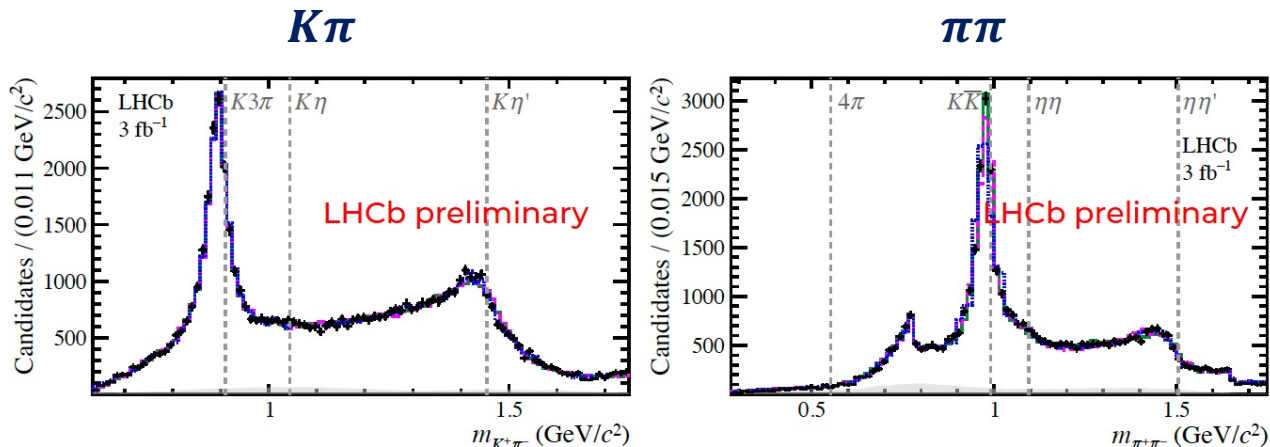


- Advanced techniques in amplitude analyses:

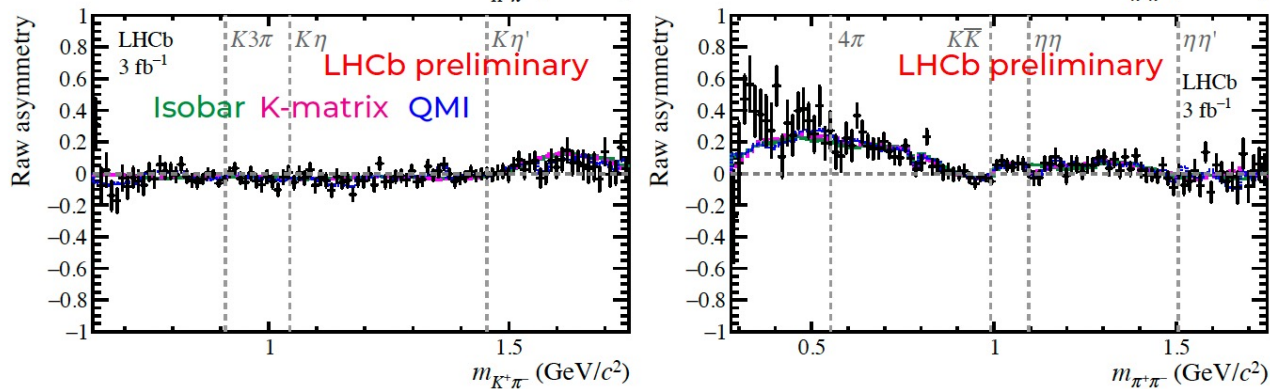
- Three ways to model S-wave: Isobar, K-Matrix, and MI approach (first MI implementation of  $K\pi$  and  $\pi\pi$  S-wave together)
- Using GLASS to model  $K\pi$  S-wave
- Include also  $\pi\pi \rightarrow \pi\pi$  (significant contributions found) and  $KK \rightarrow \pi\pi$  rescattering contributions from dispersive relationship

# A glance of results (1)

Projections



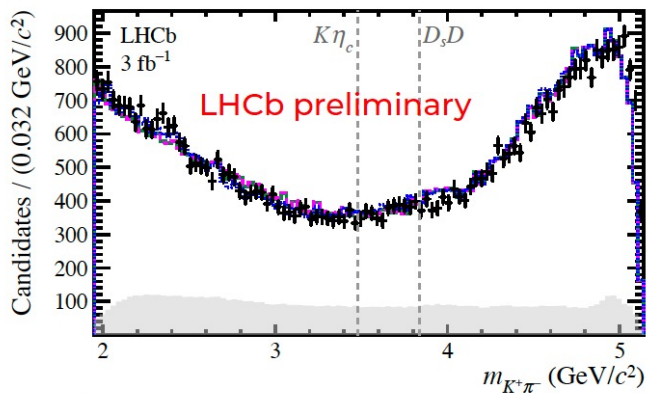
Asymmetry



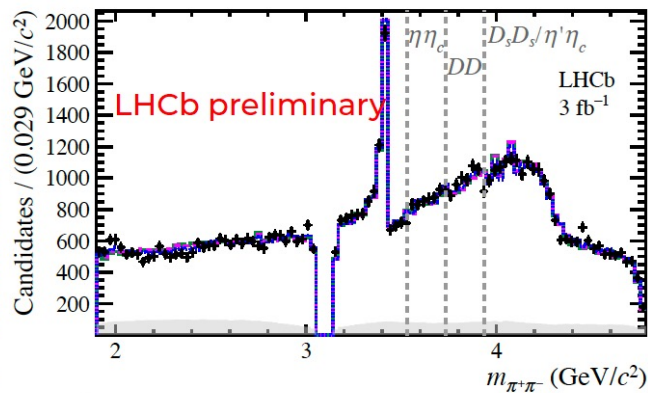
# A glance of results (2)

Projections

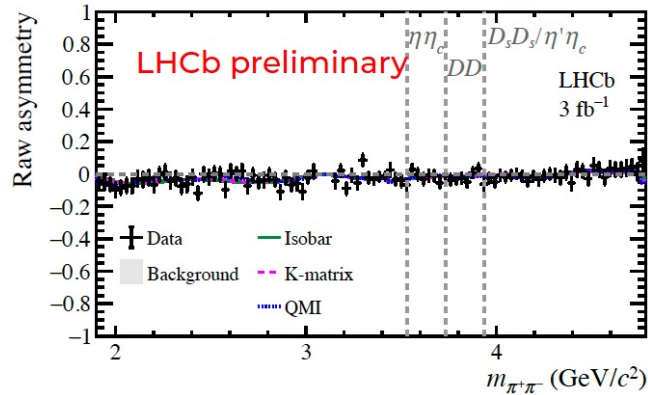
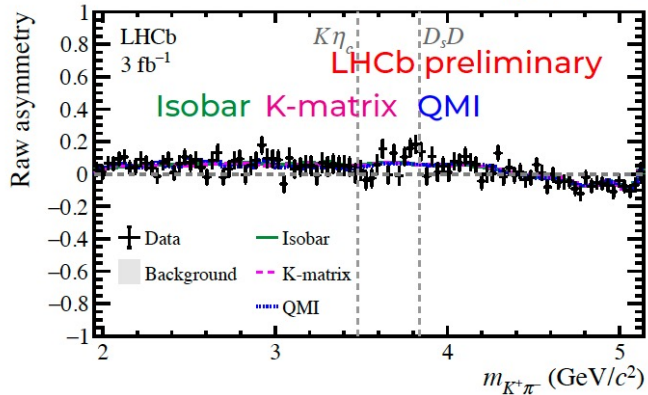
$K\pi$



$\pi\pi$

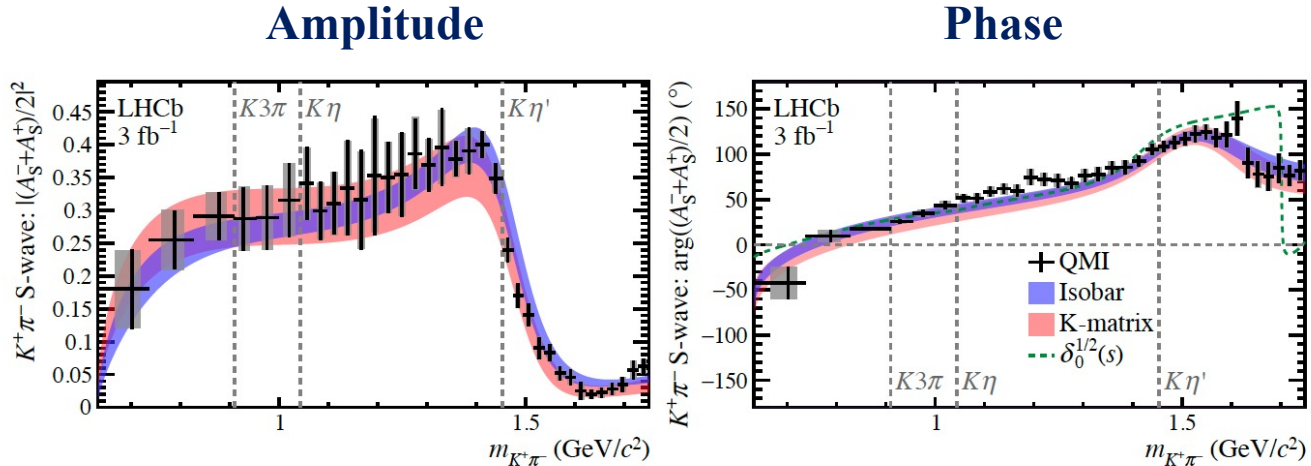


Asymmetry

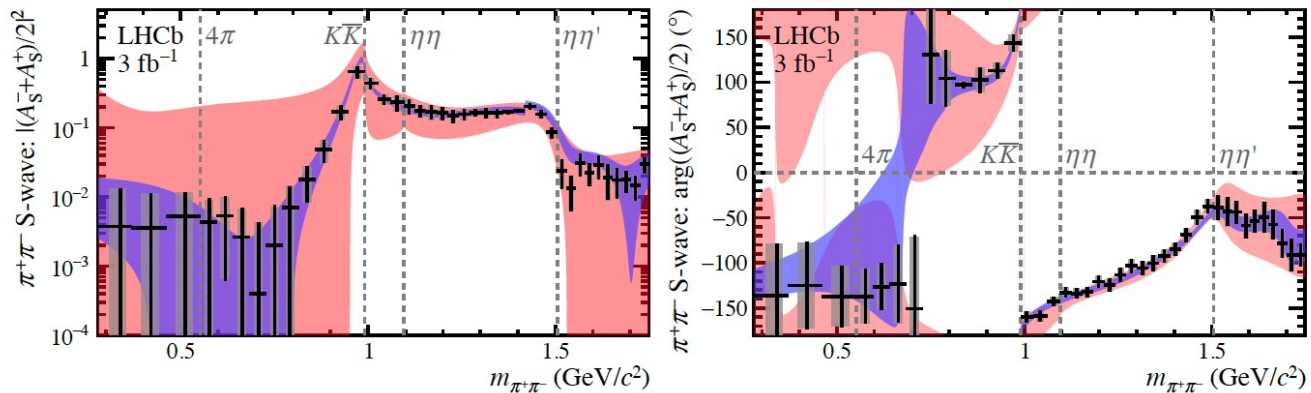


# Amplitude and phase of S-wave

$K\pi$



$\pi\pi$



# CP violation in $B^+ \rightarrow \rho(770)K^+(1)$

- Measured by BaBar [PRD78 (2008) 012004] and Belle [PRL96 (2006) 251803] using amplitude analysis

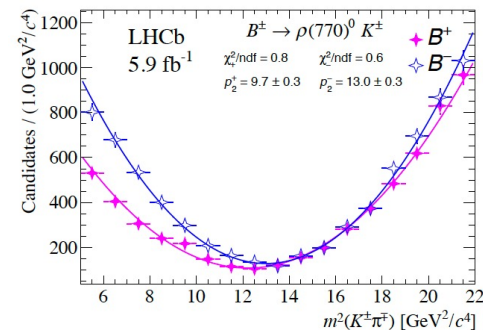
$$0.44 \pm 0.10_{-0.14}^{+0.06} \text{ (BaBar)}$$

$$0.30 \pm 0.11_{-0.04}^{+0.11} \text{ (Belle)}$$

- However, a model-independent determination of CP violation in  $\pi^+\pi^-$  P-wave around  $\rho(770)$  by LHCb sees a much smaller CP violation

$$0.150 \pm 0.022$$

- Our results from amplitude analysis:

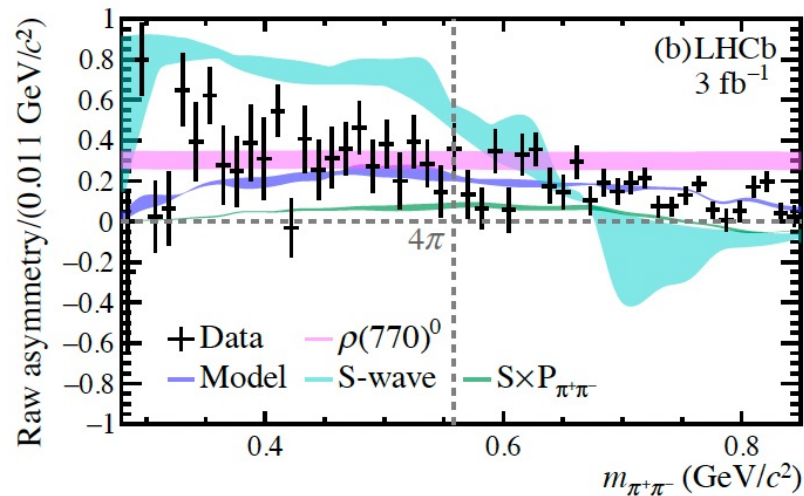
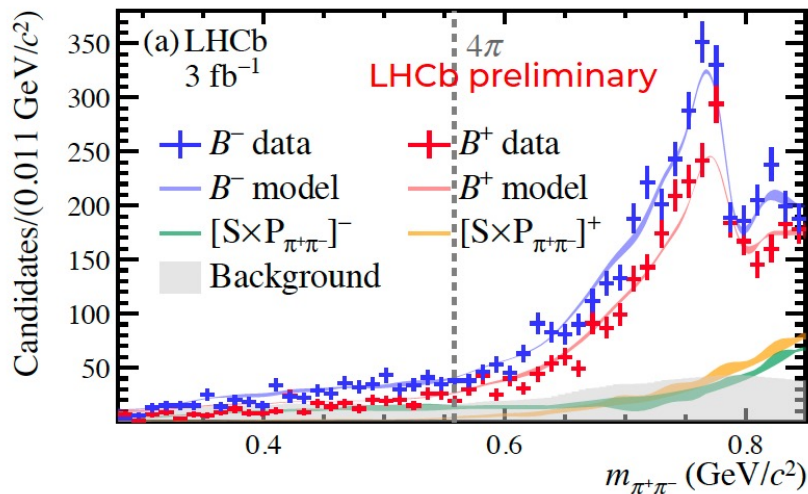


Parameter	Isobar	K-matrix	QMI
$A_{CP}(\rho(770)^0)$	$0.280 \pm 0.022 \pm 0.029$	$0.271 \pm 0.022 \pm 0.014$	$0.359 \pm 0.037 \pm 0.048$
$A_{CP}(\omega(782)^0)$	$0.011 \pm 0.158 \pm 0.064$	$-0.023 \pm 0.131 \pm 0.063$	$-0.004 \pm 0.139 \pm 0.015$

- Consistent with BaBar and Belle, higher than model-independent which contains dilution from  $\omega(782)$  with CP violation consistent with zero

# CP violation in $B^+ \rightarrow \rho(770)K^+(2)$

- CP violation in  $\rho(770)$  region clearly visible



- Predictions from theory:

QCDF	pQCD	SCET	FS
31.7% [NPB675 (2003) 333] 45.4% [PRD80 (2009) 114008]	71% [PRD74 (2006) 094020]	16% [PRD78 (2008) 034011]	30.6% [PRD91 (2015) 014011]

# CP violation in $B^+ \rightarrow \omega(782)K^+$

- Quite some predictions gave very large CP violation

QCDF	pQCD	SCET	FS
19.3% [NPB675 (2003) 333] 22.1% [PRD80 (2009) 114008]	32% [PRD74 (2006) 094020]	12.3% [PRD78 (2008) 034011]	1.0% [PRD91 (2015) 014011]

- Our measured results, consistent with zero, but with large uncertainties

Parameter	Isobar	K-matrix	QMI
$A_{CP}(\omega(782)^0)$	$0.011 \pm 0.158 \pm 0.064$	$-0.023 \pm 0.131 \pm 0.063$	$-0.004 \pm 0.139 \pm 0.015$

- Modeling of  $\omega(782)$  decay

- $\omega(782) \rightarrow \pi^+\pi^-$  directly: RBW

- $\omega(782) \rightarrow \rho(770) \rightarrow \pi^+\pi^-$ :

GS×RBW

- Little difference on NLL

Parameter (Isobar)	Fit fraction (%)	$A_{CP}$	$\delta^+(\circ)$	$\delta^-(\circ)$
$\omega(782)$	$0.202 \pm 0.030$	$0.011 \pm 0.158$	$104.3 \pm 7.2$	$82.4 \pm 6.5$
$\rho(770) - \omega(782)$	$0.175 \pm 0.026$	$0.005 \pm 0.129$	$2.1 \pm 7.5$	$-20.0 \pm 6.1$

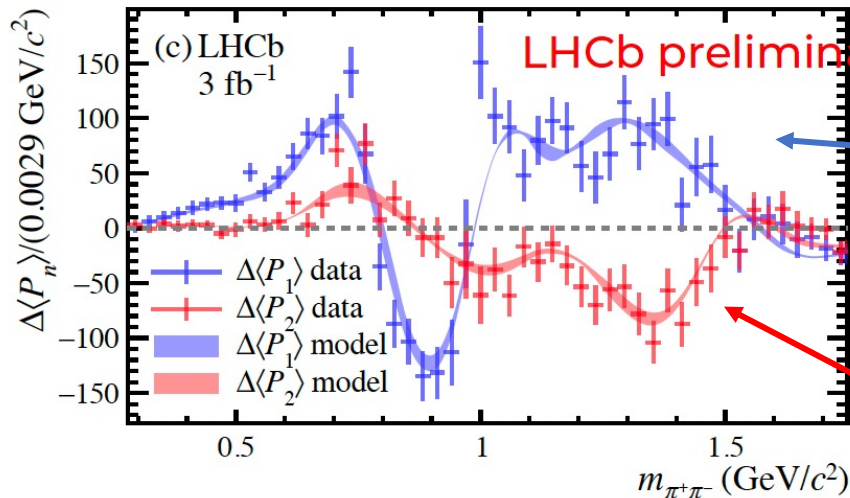
# CP violation through interference between different waves

- Legendre polynomial weighted CP violation

$$\langle P_1 \rangle \propto SP \cos(\theta_S - \theta_P) + 2\sqrt{\frac{2}{5}} PD \cos(\theta_P - \theta_D)$$

$$\langle P_2 \rangle \propto \sqrt{\frac{2}{5}} P^2 + \sqrt{\frac{10}{7}} D^2 + \sqrt{2} SD \cos(\theta_S - \theta_D)$$

- CP violation in interference between S-P waves (discovery) and S-D waves (evidence)



Almost flat vs  $m(\pi^+\pi^-)$

S-P waves

$\cos(\theta_S - \theta_P)$

Phase shift of  $\pi$  around  $\rho(770)$  pole

P wave + D wave + possible S-D wave interference

# More CP violation results

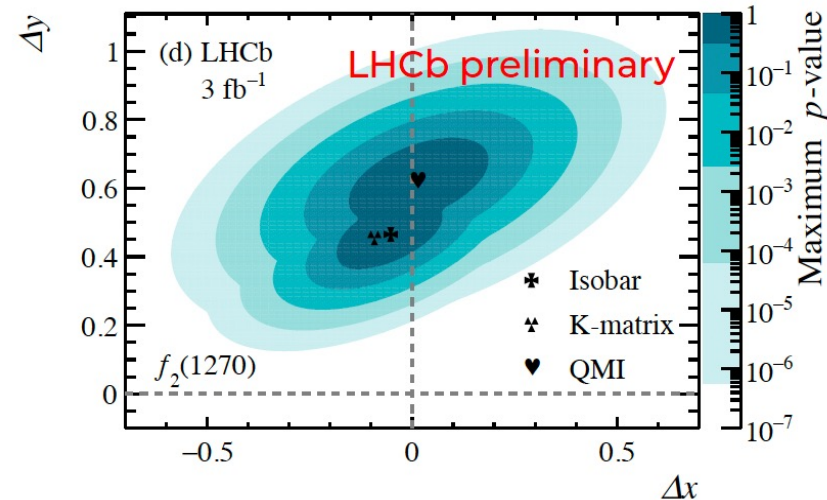
Parameter	Isobar	K-matrix	QMI
$A_{CP}^S(m_{\pi^+\pi^-} < m_{4\pi})$	$0.657 \pm 0.033 \pm 0.059$ ( $9.7\sigma$ )	$0.638 \pm 0.008 \pm 0.016$ ( $35.5\sigma$ )	$0.754 \pm 0.115 \pm 0.113$ ( $4.7\sigma$ )
$A_{CP}(f_2(1270))$	$-0.354 \pm 0.047 \pm 0.076$ ( $4.1\sigma$ )	$-0.402 \pm 0.051 \pm 0.041$ ( $6.1\sigma$ )	$-0.279 \pm 0.067 \pm 0.115$ ( $2.1\sigma$ )
$A_{CP}(\rho_3(1690))$	$0.603 \pm 0.090 \pm 0.121$ ( $4.2\sigma$ )	$0.477 \pm 0.100 \pm 0.096$ ( $3.4\sigma$ )	$0.698 \pm 0.135 \pm 0.163$ ( $3.3\sigma$ )

- Very large CP violation found in S-wave low  $m(\pi^+\pi^-)$  mass ( $\pi\pi$  rescattering region)
- Direct  $A_{CP}$  not exceeding  $5\sigma$  for  $f_2(1270)$ , however amplitude analysis offer more information

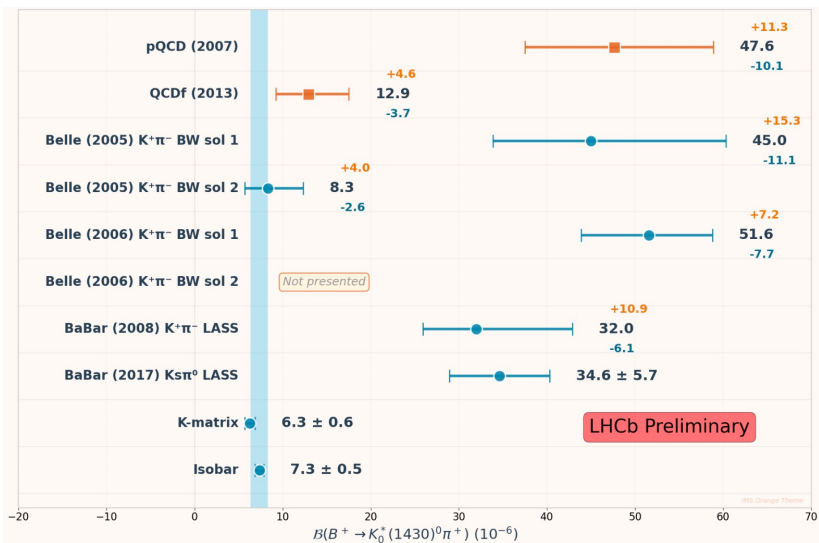
$$A = \sum c_i F_i, \quad \bar{A} = \sum \bar{c}_i F_i$$

$$c_i = (x_i + \Delta x_i) + i(y_i + \Delta y_i) \quad \bar{c}_i = (x_i - \Delta x_i) + i(y_i - \Delta y_i)$$

- CP established with more than  $8.2\sigma$  with phase information
- Evidence of CP violation in spin-3 final state also seen



# Branching fraction of $B^+ \rightarrow K_0^*(1430)\pi^+$



- Different predictions from pQCD<sub>[EPJCS0 (2007) 877]</sub> and QCdf<sub>[PRD87 (2013) 114001]</sub>
- Two solutions from Belle measurements, one agree with pQCD, other with QCdf; the one with larger branching fraction presented in later Belle paper
- BaBar also favors larger branching fraction (pQCD)
- Predictions with QCdf agree better with  $B \rightarrow K_0^*(1430)[\eta^{(\prime)}, \rho, \omega, \phi]$

**Our results favors QCdf!**

**Two improvements:**

- Larger datasets: same model as Belle also favor QCdf
- Model improvements: GLASS instead of LASS

$$\delta_{\text{Res}}(s) = \phi_{\text{Nonres}} + \delta'_{\text{Res}}, \quad \delta_{\text{ER}}(s) = \phi_{\text{ER}} + \delta'_{\text{ER}}$$

$$A_{\text{GLASS}}(s) \equiv a_{\text{GLASS}}(\sin \delta_{\text{Res}} e^{i\delta_{\text{Res}}} e^{2i\delta_{\text{ER}}} + a_{\text{ER}} \sin \delta_{\text{ER}} e^{i\delta_{\text{ER}}})$$

$$\text{LASS: } a_{\text{ER}} = 1, \phi_{\text{nonres}} = 0 \\ \phi_{\text{ER}} = 0$$

# Separation between SVP and $K^*(892)$

$$A_{\text{GLASS}}(s) \equiv a_{\text{GLASS}} (\sin \delta_{\text{Res}} e^{i\delta_{\text{Res}}} e^{2i\delta_{\text{ER}}} + a_{\text{ER}} \sin \delta_{\text{ER}} e^{i\delta_{\text{ER}}})$$

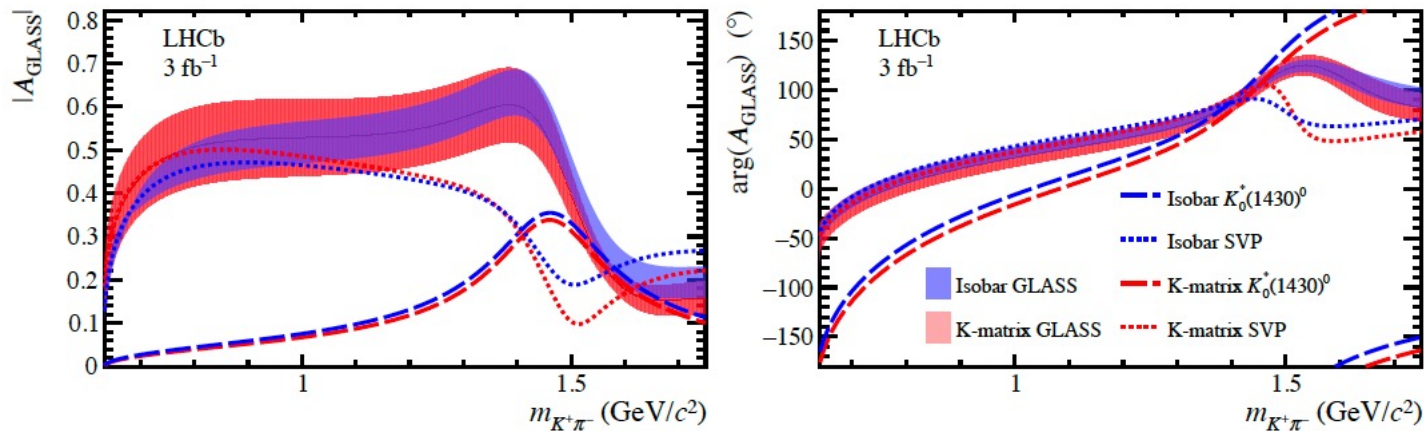
$$\delta_{\text{Res}}(s) = \phi_{\text{Nonres}} + \delta'_{\text{Res}}, \quad \delta_{\text{ER}}(s) = \phi_{\text{ER}} + \delta'_{\text{ER}}$$

$$\text{LASS: } a_{\text{ER}} = 1, \quad \phi_{\text{nonres}} = 0$$

$$\phi_{\text{ER}} = 0$$

$K^*(892)$  separated following (as close as RBW):

$$A_{K_0^*}(s) \equiv \left[ \frac{1}{2} \cos 2\phi_{\text{Nonres}} \sin 2\phi_{K_0^*}(s) + i \cos^2 \phi_{\text{Nonres}} \sin^2 \phi_{K_0^*}(s) \right] e^{2i\delta_{\text{ER}}}, \quad \phi_{K_0^*}(s) \equiv \arctan \left[ \frac{m_{K_0^*} \Gamma(s)}{(m_{K_0^*}^2 - s)} \right],$$



# Extra benefit: $f_X(1300)$

- With LASS parameterization, BaBar and Belle also need a scalar  $f_X(1300)$
- In Belle study<sub>[PRD71 (2005) 092003]</sub>, different spin-parity tried,  $1^-$  gives best NLL while  $0^+$  consistent with  $f_0(1370)$

$J^P$	Mass (MeV)	Width (MeV)	NLL
$0^+$ (solution1, L)	$1369 \pm 26$	$185 \pm 52$	-4041.8
$0^+$ (solution2, S)	$1400 \pm 28$	$165 \pm 48$	-4024.4
$1^-$	$1330 \pm 19$	$210 \pm 48$	-4048.1
$2^+$	$1337 \pm 38$	$85 \pm 31$	-4013.0

- In BaBar study<sub>[PRD78 (2008) 012004]</sub>,  $0^+$  gives a mass consistent with  $f_0(1500)$  with  $m = 1479 \pm 8$  MeV and  $\Gamma = 80 \pm 19$  MeV, while  $1^-$  also fits well with mass consistent with  $\rho(1450)$
- Fit fraction of  $f_X(1300)$  in Belle varies from 3.7% to 6.7%, while in BaBar, it is around 1.3%
- Theoretical interpretations: known scalar  $f_0(1370)$  or  $f_0(1500)$ ; Artefact from glueball; unknown scalar etc.

# Our results on $f_X(1300)$

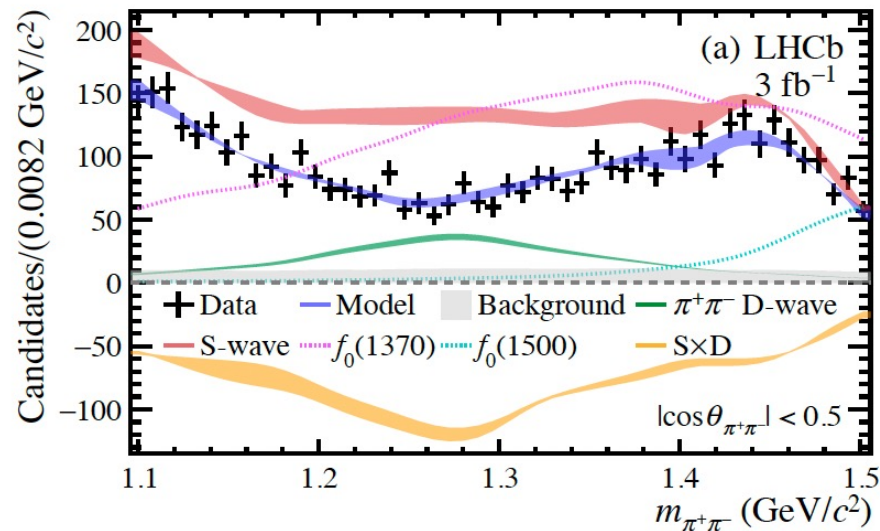
- Our results when using LASS model, also need  $f_X(1300)$  with  $m = 1454 \pm 2$  MeV and  $\Gamma = 120 \pm 5$  MeV

Model	$\Delta(-2\text{NLL})$
LASS + $f_X(1300)$ (free mass + width)	1521
LASS + $f_0(1370)$ + $f_0(1500)$ (fixed mass + width)	1598

**BETTER**

- Our results when using GLASS

- No need to include  $f_X(1300)$
- $\Delta(-2\text{NLL})$  more than 1500 better
- $\text{FF}(f_0(1370)) = (16.8 \pm 1.0 \pm 0.8)\%$
- $\text{FF}(f_0(1500)) = (1.9 \pm 0.2 \pm 0.3)\%$



# New decays and improved branching fractions

- Quite some new decays found;
- Almost all the branching fractions are improved

Component	Isobar (%)	Component	HFLAV ( $10^{-6}$ )	Branching fraction ( $10^{-6}$ )	Upper limit at 90% (95%) CL ( $10^{-6}$ )
$K_2^*(1430)^0$	$2.253 \pm 0.125 \pm 0.302$ (6.9 $\sigma$ )	$B^+ \rightarrow K^*(892)^0 \pi^+$	$10.4 \pm 0.8$	$10.54 \pm 0.44 \pm 0.44 \pm 0.26$	—
$f_2(1270)$	$2.152 \pm 0.110 \pm 0.275$ (7.3 $\sigma$ )	$B^+ \rightarrow K^*(1410)^0 \pi^+$	< 45 (90% CL)	$9.17 \pm 2.39 \pm 2.49 \pm 1.82$	—
$K_0^*(1430)^0$	$13.076 \pm 0.633 \pm 1.602$ (7.6 $\sigma$ )	$B^+ \rightarrow K^*(1680)^0 \pi^+$	< 12 (90% CL)	$0.49 \pm 0.21 \pm 0.23 \pm 0.03$	< 0.91 (1.02)
$f_0(1370)$	$16.785 \pm 0.951 \pm 0.770$ (13.7 $\sigma$ )	$B^+ \rightarrow \rho(770)^0 K^+$	$3.74 \pm 0.47$	$4.51 \pm 0.39 \pm 0.29 \pm 0.11$	—
$f_0(1500)$	$1.857 \pm 0.150 \pm 0.255$ (6.3 $\sigma$ )	$B^+ \rightarrow \omega(782) K^+$	$6.47 \pm 0.4$	$7.59 \pm 1.71 \pm 0.73 \pm 0.67$	—
$K^*(1410)^0$	$0.700 \pm 0.092 \pm 0.158$ (8.5 $\sigma$ )	$B^+ \rightarrow \rho(1450)^0 K^+ \dagger$	< 12 (90% CL)	$0.70 \pm 0.60 \pm 0.40 \pm 0.02$	—
$\rho(1450)^0$	$1.213 \pm 0.212 \pm 1.024$ (3.9 $\sigma$ )	$B^+ \rightarrow \rho(1700)^0 K^+ \dagger$	LHCb preliminary	$0.20 \pm 0.22 \pm 0.01 \pm 0.00$	< 0.51 (0.59)
$\rho_3(1690)^0$	$0.408 \pm 0.047 \pm 0.094$ (7.2 $\sigma$ )	$B^+ \rightarrow K_2^*(1430)^0 \pi^+$	$5.6^{+2.2}_{-1.4}$	$3.90 \pm 0.57 \pm 0.31 \pm 0.13$	—
$K_0^*(1950)^0$	$0.793 \pm 0.092 \pm 0.133$ (15.4 $\sigma$ )	$B^+ \rightarrow f_2(1270) K^+$	$1.07 \pm 0.31$	$2.21 \pm 0.30 \pm 0.30 \pm 0.09$	—
$f_0(500)$	$1.833 \pm 0.214 \pm 0.313$ (8.0 $\sigma$ )	$B^+ \rightarrow f_2'(1525) K^+$	< 3.4 (90% CL)	$3.90 \pm 3.84 \pm 0.63 \pm 0.51$	< 9.31 (10.68)
$f_0(1710)$	$0.714 \pm 0.094 \pm 0.584$ (5.3 $\sigma$ )	$B^+ \rightarrow K_3^*(1780)^0 \pi^+$	-	$1.02 \pm 0.27 \pm 0.91 \pm 0.06$	< 2.32 (2.65)
$\pi\pi-\pi\pi$	$5.365 \pm 0.833 \pm 1.584$ (8.5 $\sigma$ )	$B^+ \rightarrow \rho_3(1690)^0 K^+$	-	$1.00 \pm 0.26 \pm 0.37 \pm 0.06$	—
		$B^+ \rightarrow \chi_{c0}(1P) K^+ (\times 10^{-2})$	$2.16 \pm 0.38$	$2.03 \pm 0.12 \pm 0.18 \pm 0.09$	—
		$B^+ \rightarrow K_0^*(1430)^0 \pi^+$	$46.9 \pm 5.0$	$7.35 \pm 0.49 \pm 1.09 \pm 0.81$	—
		$B^+ \rightarrow K_0^*(1950)^0 \pi^+$	-	$1.32 \pm 0.27 \pm 0.08 \pm 0.36$	—
		$B^+ \rightarrow f_0(500) K^+ \dagger$	-	$1.06 \pm 0.22 \pm 0.03$	—
		$B^+ \rightarrow f_0(980) K^+ \dagger$	$9.4^{+0.84}_{-0.92}$	$9.55 \pm 0.44 \pm 0.23$	—
		$B^+ \rightarrow f_0(1370) K^+ \dagger$	< 11 (90% CL)	$9.67 \pm 0.70 \pm 0.23$	—
		$B^+ \rightarrow f_0(1500) K^+$	-	$4.65 \pm 0.74 \pm 0.32$	—
		$B^+ \rightarrow f_0(1710) K^+ \dagger$	-	$0.41 \pm 0.34 \pm 0.01$	—
		$B^+ \rightarrow (\pi\pi-\pi\pi) K^+ \dagger$	-	$3.09 \pm 1.03 \pm 0.08$	—
		$B^+ \rightarrow (\pi\pi-K\bar{K}) K^+ \dagger$	-	$0.13 \pm 0.09 \pm 0.00$	< 0.26 (0.29)

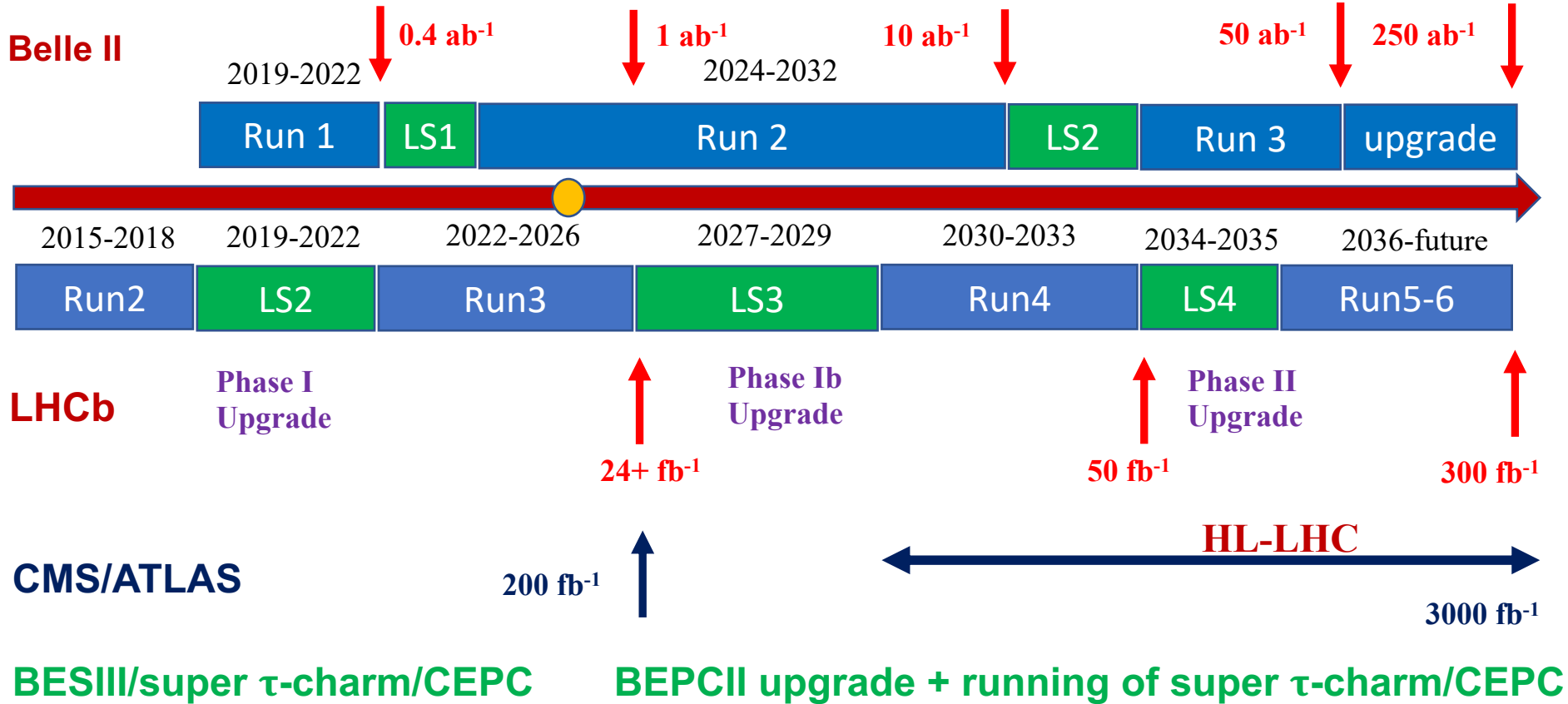
# Outline of the talk

---

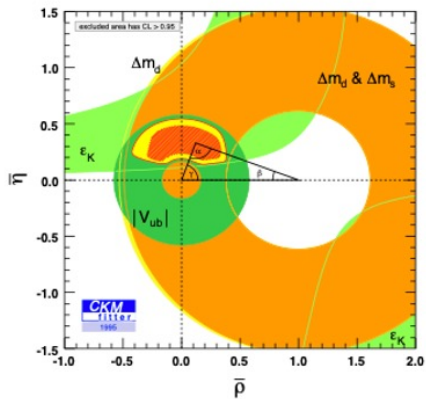
- Introduction
- Precise measurement of the CKM angle  $\gamma$  with a novel approach
- CP violation studies in  $B^+ \rightarrow K^+ \pi^+ \pi^-$  decays
- **Prospects and conclusion**

**Disclaimer: results are selected based on personal taste**

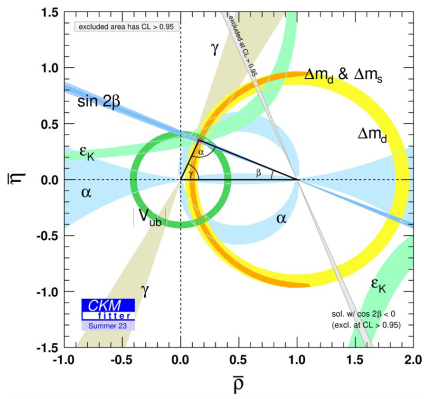
# Prospects on flavor physics programs



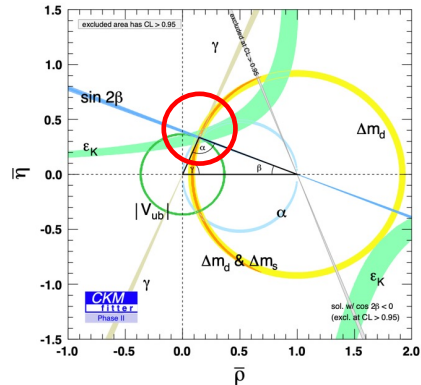
# Future of flavor physics



1995



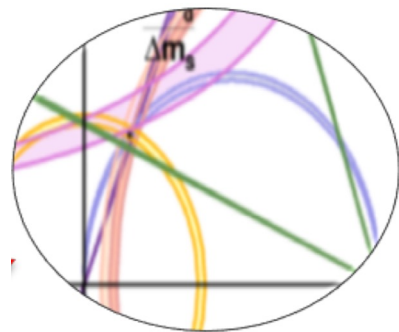
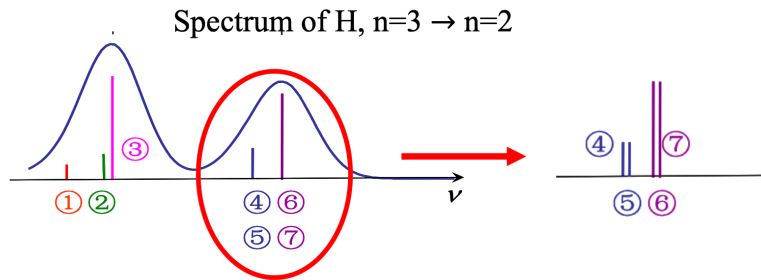
2023



2040?



New physics may probably arrive soon!



---

**Thank you for your attention!**

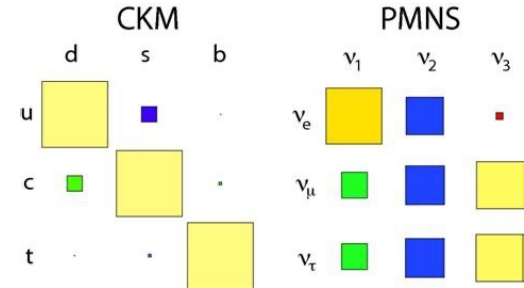
# CP violation in SM

- Complex phases in CKM matrix and PMNS matrix
- CKM matrix: unitary matrix connecting interaction and mass eigenstates

$$\begin{pmatrix} d^I \\ s^I \\ b^I \end{pmatrix} = \begin{pmatrix} V_{ud} & V_{us} & V_{ub} \\ V_{cd} & V_{cs} & V_{cb} \\ V_{td} & V_{ts} & V_{tb} \end{pmatrix} \begin{pmatrix} d \\ s \\ b \end{pmatrix}$$

Interaction eigenstates

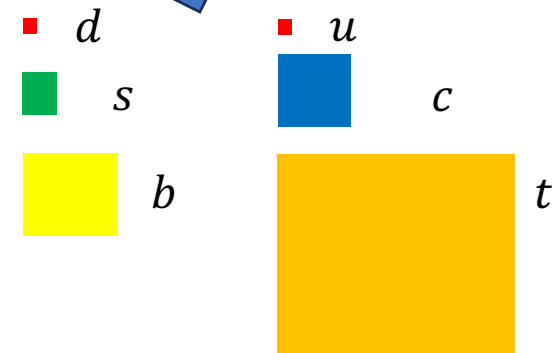
Mass eigenstates



- Matrix pattern very different? Why?
- Jarlskog invariant:

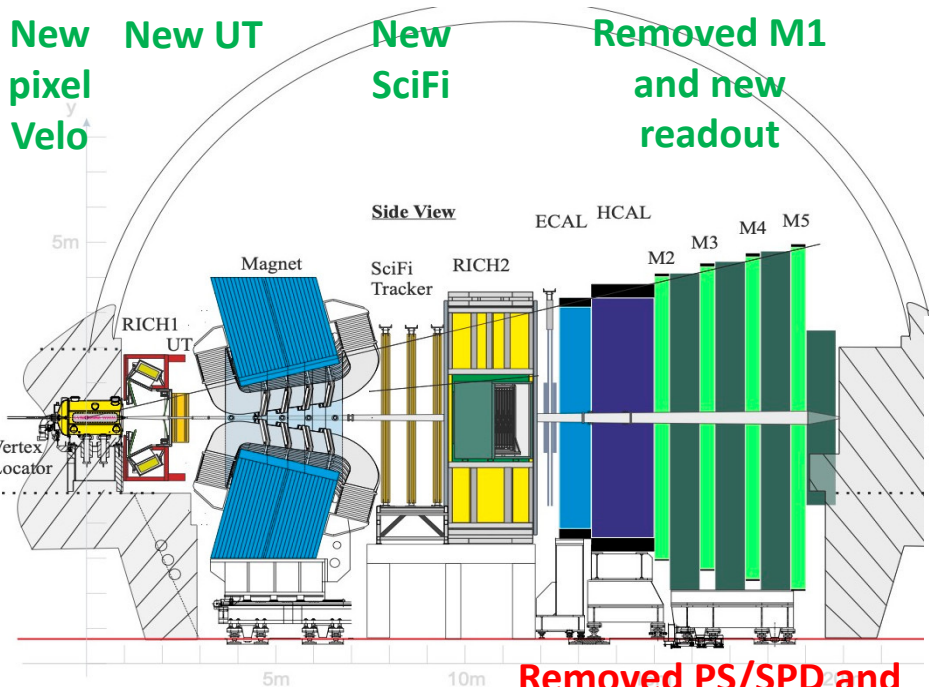
$$J_{\text{exp}} \sim 3 \times 10^{-5} < J_{\text{max}} = 1/6\sqrt{3} \sim 0.1$$

- Related to mass hierarchy? Relation between Yukawa and CKM?

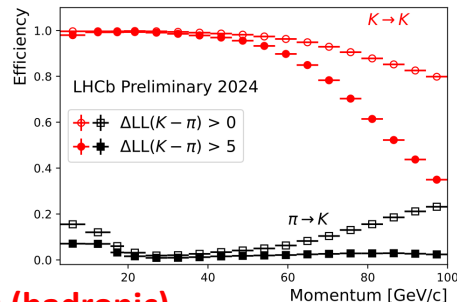


# A new LHCb detector

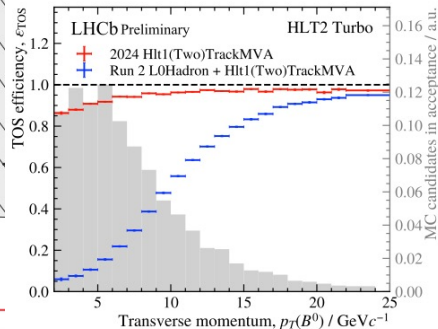
- With our new LHCb detector, already collected more data than Run1+2
- More importantly, full software trigger → better performance on hadronic final states



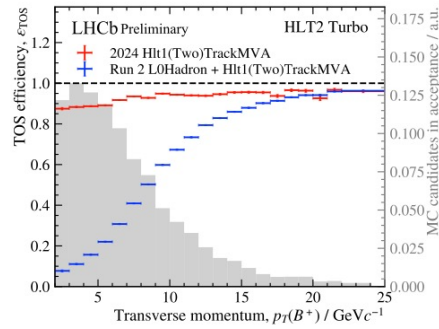
Similar PID performance



Twice trigger efficiencies (hadronic)



$$B^0 \rightarrow D^- \pi^+$$



$$B^+ \rightarrow \bar{D}^0 \pi^+$$

# Next LHCb detector from 2030

$\mathcal{L} \sim 2 \times 10^{34} \text{cm}^{-2}\text{s}^{-1}$   
Data  $\sim 300 \text{fb}^{-1}$

