

Experiments of Laser Pointing Stability on Different Surfaces To Validate Micrometric Positioning Sensor

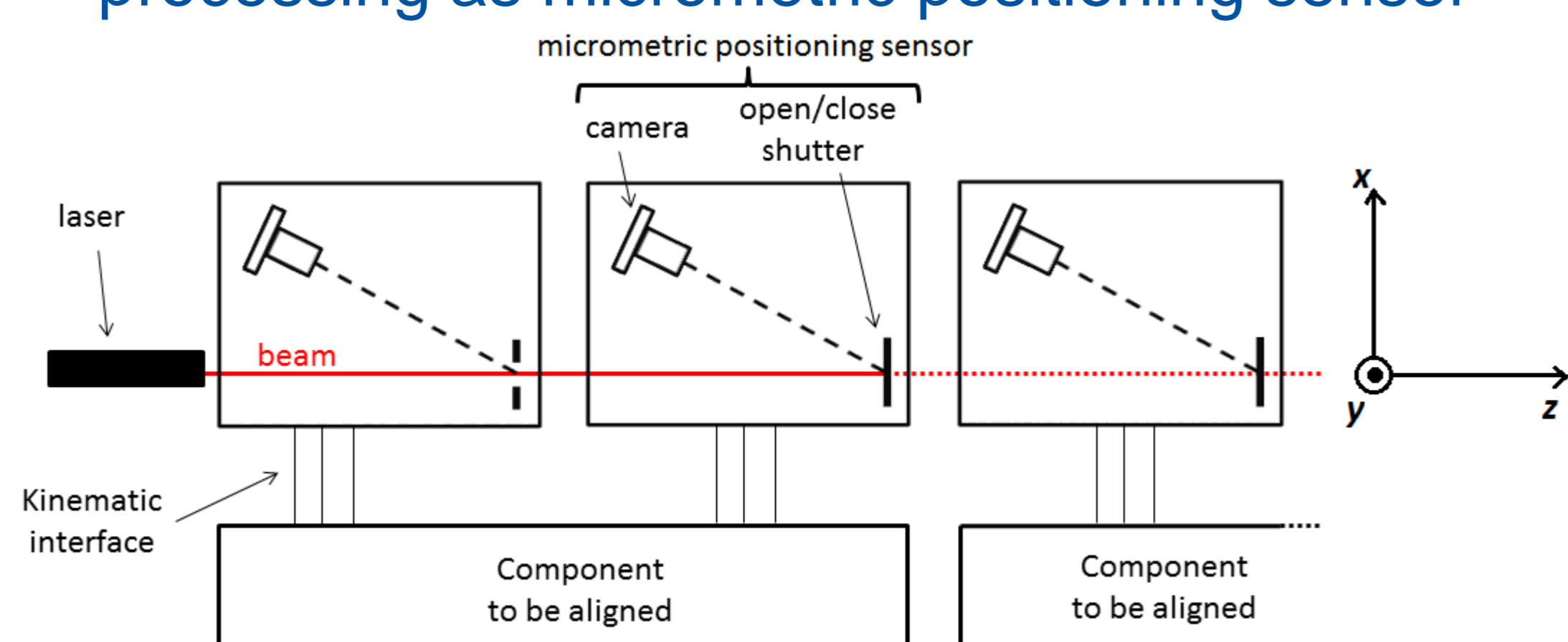
1. Introduction

Requirements for the alignment of the Compact Linear Collider (CLIC)

- Accuracy up to $10 \mu\text{m}$ at 1σ over 200 m for the pre-alignment of beam related components


Alignment system under study at CERN

- Laser beam as straight line reference
- Camera / shutter assembly combined with image processing as micrometric positioning sensor



Requirements for the micrometric positioning sensor

- Compact
- Low cost
- Compatible with its environment
- Measurement repeatability: $1 \mu\text{m}$
- Measurement accuracy: $5 \mu\text{m}$



2. Objective


- Determine the most appropriate shutter for the micrometric positioning sensor in terms of flatness and laser pointing stability

3. Method

- Pick materials with different roughness values to make shutters
- Add at least 4 targets on the shutters to have references points, and thus, determine the 8 parameters of projective geometry (transform CCD plane -> shutter plane). Take disks for targets which have the advantage of looking like ellipses regardless of the position of the camera.
- Mount camera and shutter on the same support without open/close mechanism in order to avoid uncertainty due to repositioning
- Determine shutter flatness by measurements in the metrology lab
- Determine laser pointing stability on the shutters by experiments

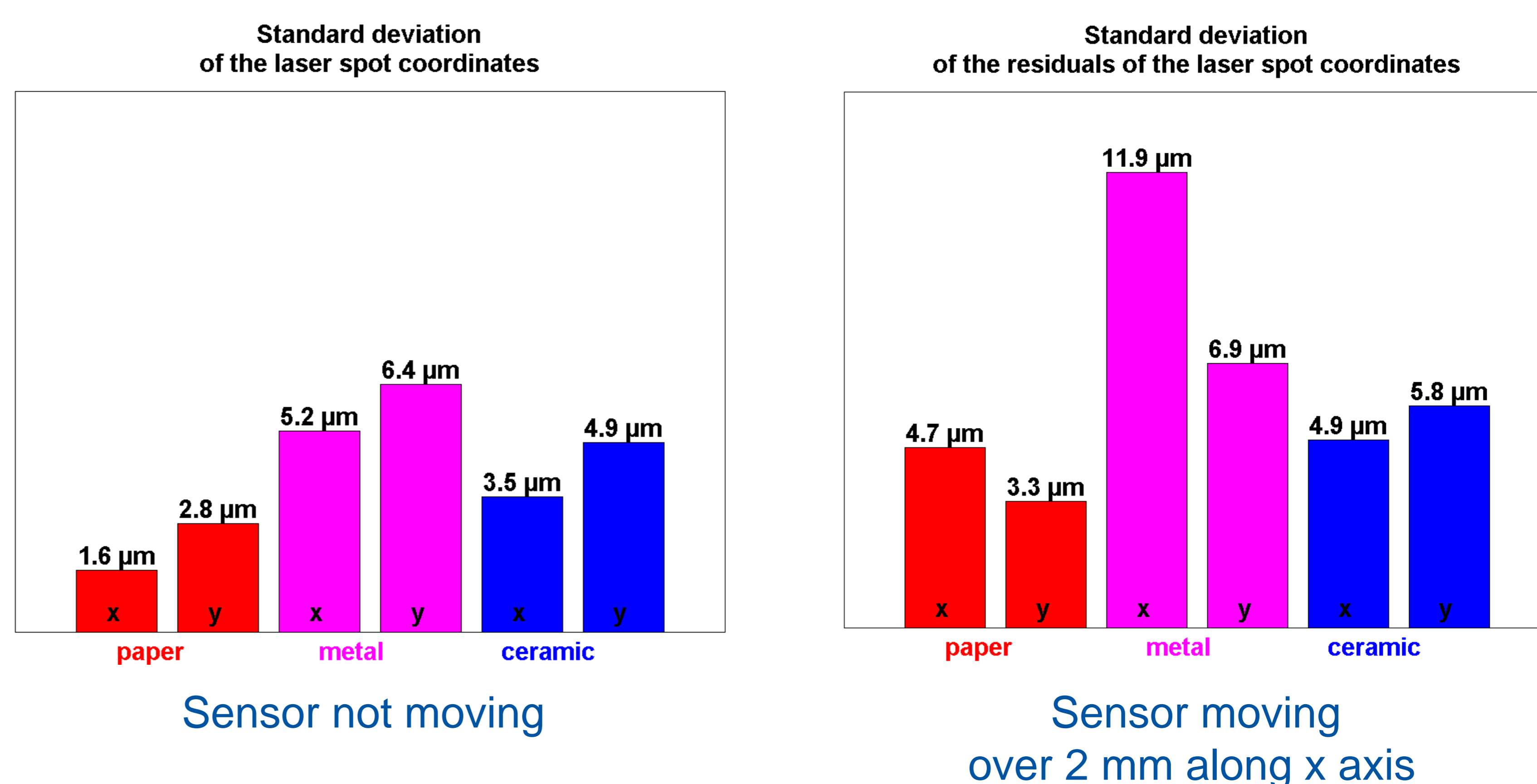
4. Results

Manufacturing of shutters



Shutter type	Targets	Surface flatness	Surface roughness (R_a)
Paper	Targets are printed on a sheet of paper which is glued on an aluminium plate	$30-110 \mu\text{m}$	$2.8-4.8 \mu\text{m}$
Metal	Targets are machined conical grooves in a black anodised aluminium plate	$15-16 \mu\text{m}$	$0.1-0.9 \mu\text{m}$
Ceramic	Targets are obtained through laser sintering on an alumina plate	$36-37 \mu\text{m}$	$1.4-2.2 \mu\text{m}$

Laser pointing stability



- Paper surface presents the best laser pointing stability, followed by ceramic and finally metal (possibly due to their roughness values)

5. Conclusion and outlook

- Paper surface has the best laser pointing stability but is not satisfying regarding flatness. Metal surface is the opposite: it has the best flatness but the worst laser pointing stability. In between, ceramic surface presents a good compromise.
- In a future study, we will test shutter repositioning by adding an open/close mechanism to the micrometric positioning sensor.