

# Search for the decays $\eta' \rightarrow e^+e^-$ and $\eta \rightarrow e^+e^-$ at the VEPP-2000 $e^+e^-$ collider <sup>\*</sup>

L.V.Kardapoltsev<sup>1,2;1)</sup>,  
(for the SND Collaboration)

<sup>1</sup> Budker Institute of Nuclear Physics, SB RAS, Novosibirsk, 630090, Russia

<sup>2</sup> Novosibirsk State University, Novosibirsk, 630090, Russia

**Abstract:** A search for the rare decay  $\eta' \rightarrow e^+e^-$  has been performed with the SND detector at the VEPP-2000  $e^+e^-$  collider. The inverse reaction  $e^+e^- \rightarrow \eta'$  and  $\eta'$  five decay chains have been used for this search. The upper limit  $\Gamma_{\eta' \rightarrow e^+e^-} < 0.002$  eV at the 90% confidence level has been set. A sensitivity of SND in a search for  $\eta \rightarrow e^+e^-$  decay has been studied. For this purpose we have analyzed a data sample with an integrated luminosity of  $108 \text{ nb}^{-1}$  collected in the center-of-mass energy range 520–580 MeV. There are no background events for the reaction  $e^+e^- \rightarrow \eta$  with decay  $\eta \rightarrow \pi^0\pi^0\pi^0$  have been found. In the absence of background, a sensitivity to  $B(\eta \rightarrow e^+e^-)$  of  $10^{-6}$  can be reached during two weeks of VEPP-2000 operation.

**Key words:** VEPP-2000, SND,  $e^+e^-$ ,  $\eta'$ ,  $\eta$ , electronic width

**PACS:** 13.20.Jf, 13.40.Gp, 13.66.Bc, 14.40.Be

## 1 Introduction

Decays of pseudoscalar mesons to the pair of leptons  $P \rightarrow l^+l^-$  are rare. In the Standard Model (SM) these decays proceed through the two-photon intermediate state as shown in Fig. 1 and therefore are suppressed as  $\alpha^2$  relative to the  $P \rightarrow \gamma\gamma$  decays, where  $\alpha$  is the fine structure constant. An additional suppression of  $(m_l/m_P)^2$  arises from the approximate helicity conservation, where  $m_l$  and  $m_P$  are the lepton and meson masses, respectively. So, due to the low probability such decays are sensitive to possible contribution of new physics beyond the SM [1, 2].

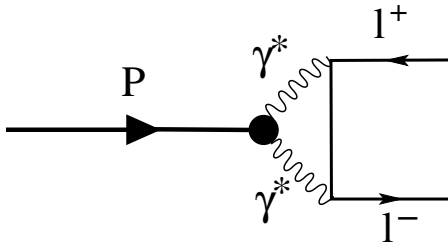


Fig. 1. Leading order QED contribution driving  $P \rightarrow l^+l^-$  decays.

The ranges of predictions for the  $P \rightarrow l^+l^-$  branching fractions obtained in different form-factors models [3, 4] are listed in Table 1. For comparison, the last column of Table 1 contains the current experimental values of the branching fractions. The value of  $B(\pi^0 \rightarrow e^+e^-)$  differs

from the theoretical prediction by about three standard deviations. This can have different explanations connected with theoretical uncertainty [5] or/and with new physics contributions [1, 2].

This paper is devoted to the recent search for the  $\eta' \rightarrow e^+e^-$  decay [6] with the SND detector [7, 8] at the VEPP-2000  $e^+e^-$  collider [9], in which the inverse reaction  $e^+e^- \rightarrow \eta'$  is used. Also we consider the recent study of SND sensitivity in a search for the  $\eta \rightarrow e^+e^-$  decay with the use of the same technique [10].

Table 1. The theoretical predictions and experimental values for the  $P \rightarrow l^+l^-$  branching fractions

$B(P \rightarrow l^+l^-)$	Theory	Experiment
$B(\pi^0 \rightarrow e^+e^-) \times 10^8$	6.23–6.38	$7.49 \pm 0.38$ [11]
$B(\eta \rightarrow e^+e^-) \times 10^9$	4.60–5.24	$< 2300$ [12]
$B(\eta \rightarrow \mu^+\mu^-) \times 10^7$	4.64–5.12	$5.8 \pm 0.8$ [13]
$B(\eta' \rightarrow e^+e^-) \times 10^{10}$	1.15–1.86	$< 56$ [6, 14]
$B(\eta' \rightarrow \mu^+\mu^-) \times 10^7$	1.14–1.36	—

## 2 SND detector

The detail description of the SND detector can be found in Refs. [7, 8]. It is a nonmagnetic detector, the main part of which is a three-layer spherical electromagnetic calorimeter based on NaI(Tl) crystals. The solid angle covered by the calorimeter is 90% of  $4\pi$ . Its energy resolution for photons is  $\sigma_E/E = 4.2\% / \sqrt[4]{E(\text{GeV})}$ , and the angular resolution is about  $1.5^\circ$ . The directions

Received ?? Nov. 2015

\* RFBR grant 15-02-03391-a, RSF project N 14-50-00080.

1) E-mail: l.v.kardapoltsev@inp.nsk.su

of charged particles are measured by a tracking system, which consists of a 9-layer drift chamber and a proportional chamber with readout from cathode strips. The tracking system covers a solid angle of 94% of  $4\pi$ . The calorimeter is surrounded by a muon system, which is used, in particular, for cosmic-background suppression.

### 3 Search for $\eta' \rightarrow e^+e^-$ decay

For search for the decay  $\eta' \rightarrow e^+e^-$  data with an integrated luminosity of about  $2.9 \text{ pb}^{-1}$  are used. They were accumulated in 2013 at the c.m. energy close to  $m_{\eta'}c^2 = 957.78 \pm 0.06 \text{ MeV}$  [13]. During the data taking period the beam energy was monitored with an absolute accuracy of about 60 keV by the Back-scattering-laser-light system [15]. As the collider energy spread (FWHM = 0.590 MeV) is significantly larger than the  $\eta'$  width  $\Gamma_{\eta'} = (0.198 \pm 0.009) \text{ MeV}$  [13], the resulting cross section is proportional to the electronic width

$$\sigma_{\text{vis}}(\text{nb}) = (6.38 \pm 0.23) \Gamma_{\eta' \rightarrow e^+e^-}(\text{eV}). \quad (1)$$

It should be noted that the radiative corrections and the energy spread lead to a reduction of the cross section compared to the Born one by a factor of four.

The search for the process  $e^+e^- \rightarrow \eta'$  is performed in five decay chains:  $\eta' \rightarrow \eta\pi^+\pi^-$  with the  $\eta$  decays to  $\gamma\gamma$  and  $3\pi^0$ , and  $\eta' \rightarrow \eta\pi^0\pi^0$  with the  $\eta$  decays to  $\pi^+\pi^-\pi^0$ ,  $\gamma\gamma$  and  $3\pi^0$ .

Detail description of selection criteria for all decay chains can be found in Ref. [6]. Only main selection parameters will be discussed in this paper.

#### 3.1 Decay chain $\eta' \rightarrow \pi^+\pi^-\eta$ , $\eta \rightarrow \gamma\gamma$

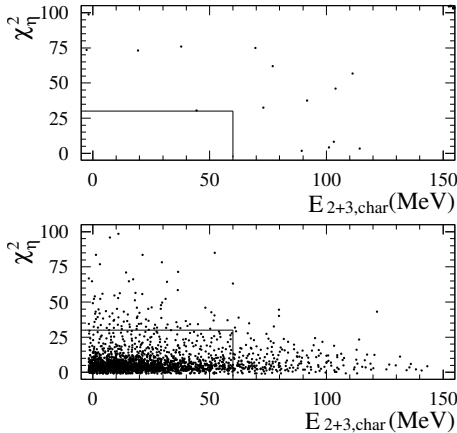


Fig. 2. The two-dimensional distribution of  $\chi_{\eta'}^2$  versus  $E_{\text{char},2+3}$  for data events (top) and simulated events of the  $e^+e^- \rightarrow \eta' \rightarrow \pi^+\pi^-\eta$ ,  $\eta \rightarrow \gamma\gamma$  process (bottom). The rectangle in the bottom left corner of the plot corresponds to the selection criteria used.

For events passing a preliminary selection the kinematic fit to the  $e^+e^- \rightarrow \pi^+\pi^-\eta$  hypothesis is performed.

The input parameters for kinematic fit are the polar and azimuthal angles of charged tracks and the angles and energies of photons measured in the calorimeter. The quality of the fit is characterized by the parameter  $\chi_{\eta'}^2$ . Another important parameter used for the final selection is the sum of energy depositions of charged particles in the second and third layers of the calorimeter  $E_{2+3,\text{char}}$ . Since pions in the process under study are soft, they stop predominantly in the first calorimeter layer. The two-dimensional distributions of the parameters  $\chi_{\eta'}^2$  and  $E_{2+3,\text{char}}$  for data events and simulated events of the process under study are shown in Fig. 2. The rectangle in the bottom left corner corresponds to the selection criteria applied. No data events are selected.

The dominant sources of background for this decay mode are the processes  $e^+e^- \rightarrow \eta\gamma$ ,  $\eta \rightarrow \pi^+\pi^-\pi^0$  and  $e^+e^- \rightarrow \pi^+\pi^-\pi^0\pi^0$ . Additional fake photons can appear as a result of splitting of electromagnetic showers, nuclear interaction of pions in the calorimeter, or superimposing beam-generated background. The number of background events estimated using MC simulation is  $0.7 \pm 0.1$  and  $0.10 \pm 0.05$  for the first and second processes, respectively.

There is also the nonresonant reaction  $e^+e^- \rightarrow \pi^+\pi^-\eta$ , that proceeds through the  $\rho\eta$  intermediate state. It is suppressed due to the small phase space of the final particles. The contribution of the nonresonant process is estimated to be 0.2 events.

#### 3.2 Decay chain $\eta' \rightarrow \pi^+\pi^-\eta$ , $\eta \rightarrow 3\pi^0$

For preliminary selected events the kinematic fit is performed to the hypothesis  $e^+e^- \rightarrow \pi^+\pi^-3\pi^0$ . The two-dimensional distributions of  $\chi^2$  of the kinematic fit ( $\chi_{3\pi^0}^2$ ) versus the three  $\pi^0$  invariant mass ( $M_{3\pi^0}$ ) for data events and simulated events of  $e^+e^- \rightarrow \eta' \rightarrow \pi^+\pi^-\eta$ ,  $\eta \rightarrow 3\pi^0$  process are shown in Fig. 3.

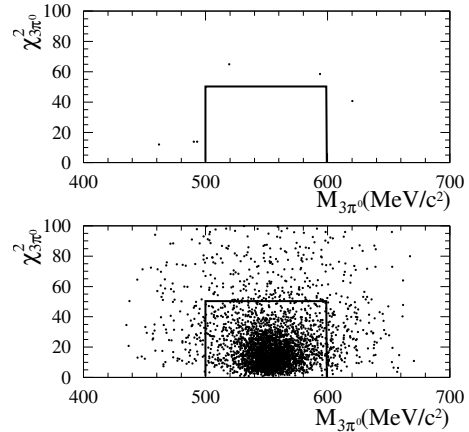


Fig. 3. The two-dimensional distribution of the parameters  $\chi_{3\pi^0}^2$  and  $M_{3\pi^0}$  for data events (top) and simulated  $\eta' \rightarrow \pi^+\pi^-\eta$ ,  $\eta \rightarrow 3\pi^0$  events (bottom). The rectangle corresponds to the selection criteria used:  $\chi_{3\pi^0}^2 < 50$  and  $500 < M_{3\pi^0} < 600 \text{ MeV}/c^2$ .

The dominant background source for the  $\pi^+\pi^-\pi^0\pi^0\pi^0$  final state is the process  $e^+e^- \rightarrow \pi^+\pi^-\pi^0\pi^0$ . The number of background events obtained using MC simulation is  $2.7 \pm 0.5$ . The contribution of the non-resonant background from the  $e^+e^- \rightarrow \pi^+\pi^-\eta$  process discussed above is about 0.1 events.

### 3.3 Decay chain $\eta' \rightarrow \pi^0\pi^0\eta$ , $\eta \rightarrow \gamma\gamma$

For events passing initial selection the kinematic fit to the  $e^+e^- \rightarrow \eta' \rightarrow \eta\pi^0\pi^0 \rightarrow 6\gamma$  hypothesis is performed. The quality of the fit is characterized by the parameter  $\chi_{\eta\pi^0\pi^0}^2$ . The distributions of this parameter for data events, simulated signal events, and simulated background events from the process  $e^+e^- \rightarrow \eta\gamma, \eta \rightarrow 3\pi^0$  are shown in Fig. 4. The condition  $\chi_{\eta\pi^0\pi^0}^2 < 15$  is applied. No data events satisfying the selection criteria have been found.

The main background sources for this decay mode are the processes  $e^+e^- \rightarrow \eta\gamma \rightarrow 3\pi^0\gamma$  and  $e^+e^- \rightarrow \pi^0\pi^0\gamma$ . The number of background events from these sources is calculated to be  $1.3 \pm 0.3$  and  $0.4 \pm 0.1$ , respectively.

### 3.4 Decay chain $\eta' \rightarrow \pi^0\pi^0\eta$ , $\eta \rightarrow 3\pi^0$

For this decay mode with ten photons in the final state there is no background from  $e^+e^-$  annihilation. The main source of background is cosmic-ray showers. We select events containing nine or more photons and no tracks in the drift chamber. The total energy deposition  $E_{\text{cal}}$  and the event momentum  $P_{\text{cal}}$  calculated using energy depositions in the calorimeter crystals must satisfy the following conditions:

$$\begin{aligned} 0.7 < E_{\text{cal}}/E_{\text{cm}} < 1.2, \quad cP_{\text{cal}}/E_{\text{cm}} < 0.3, \\ E_{\text{cal}}/E_{\text{cm}} - cP_{\text{cal}}/E_{\text{cm}} > 0.7. \end{aligned} \quad (2)$$

No data events are selected after applying these criteria.

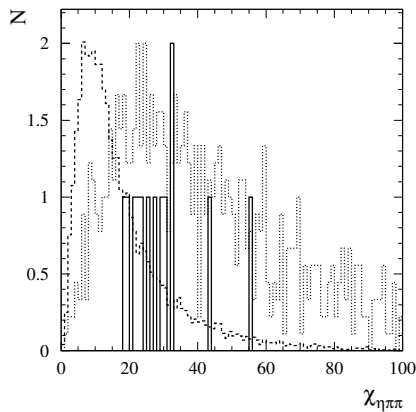


Fig. 4. The  $\chi_{\eta\pi^0\pi^0}^2$  distribution for data events (solid histogram), simulated signal  $e^+e^- \rightarrow \eta' \rightarrow 2\pi^0\eta \rightarrow 6\gamma$  events (dashed histogram), simulated background events from the process  $e^+e^- \rightarrow \eta\gamma, \eta \rightarrow 3\pi^0$  (dotted histogram).

### 3.5 Upper limit

Since the number of selected data events is equal to zero, we set the upper limit on the cross section. The technique of Cousins and Highland [16] following the implementation of Barlow [17] is used to calculate the limit with all uncertainties included:

$$\sigma_{\text{vis}}^{\text{exp}} < 12.7 \text{ pb at 90\% CL.} \quad (3)$$

The limit on the cross section is translated using Eq.(1) to the upper limit on the  $\eta'$  electronic width

$$\Gamma_{\eta' \rightarrow e^+e^-} < 0.0020 \text{ eV at 90\% CL.} \quad (4)$$

The obtained limit is slightly better than the limit set recently in the CMD-3 experiment  $\Gamma_{\eta' \rightarrow e^+e^-} < 0.0024 \text{ eV}$  [14].

Using the formula (??) we combine the SND and CMD-3 data and obtain the combined upper limits on the electronic width

$$\Gamma_{\eta' \rightarrow e^+e^-} < 0.0011 \text{ eV at 90\% CL.} \quad (5)$$

and the branching fraction [ $\Gamma_{\eta'} = (0.198 \pm 0.009) \text{ MeV}$  [13]]

$$\mathcal{B}(\eta' \rightarrow e^+e^-) < 5.6 \times 10^{-9} \text{ at 90\% CL.} \quad (6)$$

The obtained upper limit is most stringent but still 30-50 times larger than theoretical predictions [1, 2] made in the framework of the Standard Model.

## 4 Search for $\eta \rightarrow e^+e^-$ decay

For this study, VEPP-2000 parameters at c.m. energy close to  $m_\eta c^2 = 548.862 \pm 0.018 \text{ MeV}$  [13] such as luminosity, accuracy of the energy setting, energy spread, are important. In 2013 SND did not record data exactly at this energy. Therefore, we analyze data from four energy points near  $m_\eta c^2$ , with c.m. energies of 520, 540, 560, and 580 MeV. The integrated luminosity collected at these energy points measured using the reaction  $e^+e^- \rightarrow \gamma\gamma$  is  $108.1 \pm 2.0 \text{ nb}^{-1}$ .

In the proposed experiment the collider energy must be set and monitored with an accuracy better than the collider c.m. energy spread of about 150 keV. This is provided by the beam-energy-measurement system described above.

The most suitable  $\eta$  decay mode for the search for the  $e^+e^- \rightarrow \eta$  reaction at SND is  $\eta \rightarrow \pi^0\pi^0\pi^0 \rightarrow 6\gamma$ , for which physical background is small. The main source of background is cosmic-ray events. For the search for  $e^+e^- \rightarrow \eta$ , events with six or more detected photons and with the energy deposition in the calorimeter larger than  $0.6E$  are selected. Background from events with charged particles is rejected by the selection condition that the

number of fired wires in the drift chamber is less than four. Cosmic-ray background is suppressed by the veto from the muon detector.

For events passing the preliminary selection, a kinematic fit to the  $e^+e^- \rightarrow \pi^0\pi^0\pi^0 \rightarrow 6\gamma$  hypothesis is performed. The quality of the kinematic fit is characterized by the parameter  $\chi^2$ . The condition  $\chi^2 < 100$  is used to select  $\eta$  candidates. No events satisfying the selection criteria are found. So, we set the upper limit on the  $e^+e^- \rightarrow \eta$  cross section

$$\sigma_{exp} < 170 \text{ pb at 90\% CL.} \quad (7)$$

corresponding to  $N_s = 0$  and integrated luminosity  $108 \text{ nb}^{-1}$ . Using the same technique as in Sec.3.5, we can estimate sensitivity to the search for the decay  $\eta \rightarrow e^+e^-$  to be

$$B(\eta \rightarrow e^+e^-) < 2.9 \times 10^{-6} \text{ at 90\% CL.} \quad (8)$$

This result is close to the upper limit  $B(\eta \rightarrow e^+e^-) < 2.3 \times 10^{-6}$  set recently in the HADES experiment [12]. With a VEPP-2000 luminosity of  $0.34 \times 10^{30} \text{ cm}^{-2} \text{ sec}^{-1}$  the current upper limit can be reached in a week of data taking. In two weeks a sensitivity at the level of  $10^{-6}$  can be reached.

## 5 Conclusion

A search for the rare decay  $\eta' \rightarrow e^+e^-$  has been performed with the SND detector at the VEPP-2000  $e^+e^-$  collider. The inverse reaction  $e^+e^- \rightarrow \eta'$  and five decay chains of  $\eta'$  have been used for this search. The following upper limit has been set on the decay width:  $\Gamma_{\eta' \rightarrow e^+e^-} < 0.002 \text{ eV}$  at the 90% confidence level. Also a sensitivity of SND in a search for decay  $\eta \rightarrow e^+e^-$  has been studied. For this purpose we have analyzed a data sample with an integrated luminosity of  $108 \text{ nb}^{-1}$  collected with the SND detector in the center-of-mass energy range 520-580 MeV. There are no background events for the reaction  $e^+e^- \rightarrow \eta$  with decay  $\eta \rightarrow \pi^0\pi^0\pi^0$  have been found. In the absence of background, a sensitivity to  $B(\eta \rightarrow e^+e^-)$  of  $10^{-6}$  can be reached during two weeks of VEPP-2000 operation.

## 6 Acknowledgements

Part of this work related to the photon reconstruction algorithm in the electromagnetic calorimeter and analysis of multiphoton events is supported by Russian Science Foundation (project N 14-50-00080). This work is partially supported by RFBR grant No. 15-02-03391.

## References

- 1 Kahn, Yonatan and Schmitt, Michael and Tait, Tim M. P., "Enhanced rare pion decays from a model of MeV dark matter", *Phys.Rev. D* **78** 115002 (2008)
- 2 Qin Chang, Ya-Dong Yang, "Rare decay constraints on the light CP-odd Higgs in NMSSM", *Physics Letters B* **676** 88 (2009)
- 3 T. Petri, "Anomalous decays of pseudoscalar mesons", arXiv:1010.2378 [nucl-th]
- 4 A. E. Dorokhov, "Rare decay  $\pi^0 \rightarrow e^+e^-$  as a Test of Standard Model" *Phys. Part. Nucl. Lett.* **7** 229 (2010)
- 5 T. Husek, K. Kampf and J. Novotny, "Rare decay  $\pi^0 \rightarrow e^+e^-$ : on corrections beyond the leading order" *Eur.Phys.J. C* **74** 8, 3010 (2014)
- 6 M. N. Achasov *et al.* (SND Collaboration) "Search for the  $\eta' \rightarrow e^+e^-$  decay with the SND detector", *Phys.Rev. D* **91** (2015) 092010
- 7 M.N. Achasov *et al.*, "First experience with SND calorimeter at VEPP-2000 collider", *Nucl. Instrum. Meth.* **A598**, 31 (2009).
- 8 V.M. Aulchenko *et al.*, "SND tracking system: Tests with cosmic muons", *Nucl. Instrum. Meth.* **A598**, 102 (2009).
- 9 Yu.M. Shatunov *et al.*, "Project of a new electron positron collider VEPP-2000" in *Proc. of the 7th European Particle Accelerator Conference* (Vienna, Austria, 2000), p. 439.
- 10 M. N. Achasov *et al.* (SND Collaboration) "On the search for the  $\eta \rightarrow e^+e^-$  decay at the VEPP-2000  $e^+e^-$  collider", *JETP Lett.* **102** 5, 266 (2015)
- 11 Abouzaid, E. *et al.* (KTeV Collaboration), "Measurement of the rare decay  $\pi^0 \rightarrow e^+e^-$ ", *Phys.Rev. D* **75** (2007) 012004
- 12 G. Agakishiev *et al.* (HADES Collaboration), "Searching a Dark Photon with HADES", *Phys.Lett. B* **731** (2014) 265
- 13 K. A. Olive *et al.* (Particle Data Group), "Review of Particle Physics" *Chin.Phys. C* **38** (2014) 090001
- 14 R.R.Akhmetshin *et al.*, "Search for the process  $e^+e^- \rightarrow \eta'(958)$  with the CMD-3 detector," *Phys. Lett. B* **740**, 273 (2015)
- 15 E. V. Abakumova *et al.*, "A system of beam energy measurement based on the Compton backscattered laser photons for the VEPP-2000 electron-positron collider", *Nucl. Instrum. Meth. A* **744**, 35 (2014).
- 16 R. D. Cousins and V. L. Highland, "Incorporating systematic uncertainties into an upper limit", *Nucl. Instrum. Methods A* **320**, 331 (1992).
- 17 R. Barlow, "A Calculator for confidence intervals", *Comput. Phys. Commun.* **149**, 97 (2002).